

A strong majority of Canadians would support or somewhat support providing a way for temporary foreign workers to remain in Canada.





Nanos Research was retained by Senator Omidvar and Senator Black to conduct research among Canadians on the importance of the agriculture sector to the Canadian economy, the role of temporary foreign workers and related programs in the agricultural sector, and paths to citizenship or permanent residency for temporary foreign workers.

The research was commissioned by Senator Omidvar and Senator Black and was conducted by Nanos Research.

Key Findings

1

More than eight in ten Canadians would **support** (40%) or **somewhat support** (41%) providing a way for **temporary foreign workers to remain in Canada**. Support is **strongest** among **Atlantic Canada** residents and **weakest** among residents of the **Prairies**.

2

A **majority** of Canadians **agree or somewhat agree** that temporary foreign workers are **essential contributors to the agricultural sector** in Canada and that they should be **entitled to the same benefits and protections as any other worker**, with the **strongest** agreement among residents of **British Columbia**.

3

Over **eight in ten** Canadians say **federal programs** like the Temporary Foreign Worker Program and Seasonal Agricultural Worker program have a **positive** (48%) or **somewhat positive** (36%) impact on Canada's **agricultural sector**.

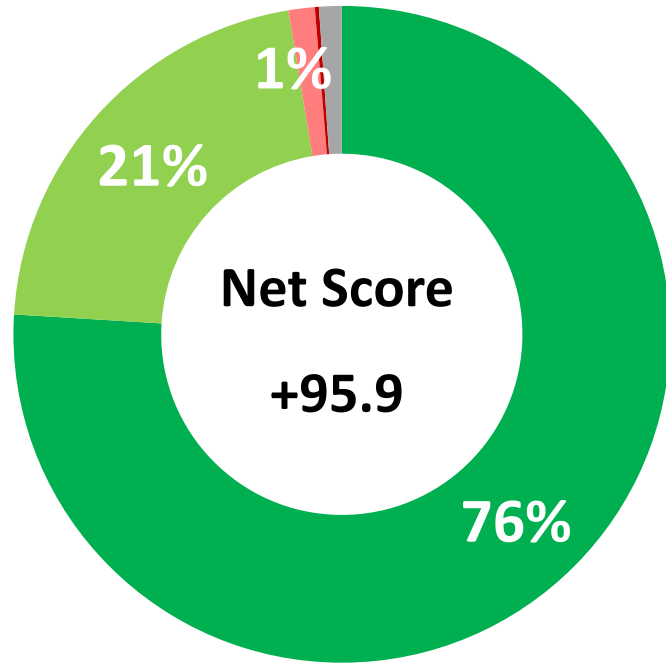
4

Nearly all Canadians say the agricultural sector is an **important** (76%) or **somewhat important** (21%) contributor to **Canada's economy**. Quebec residents are less likely to say this is important (58%) than residents of other provinces and regions.

Economic importance of agriculture sector

Q

Is the agriculture sector an important, somewhat important, somewhat not important or not important contributor to Canada's economy?



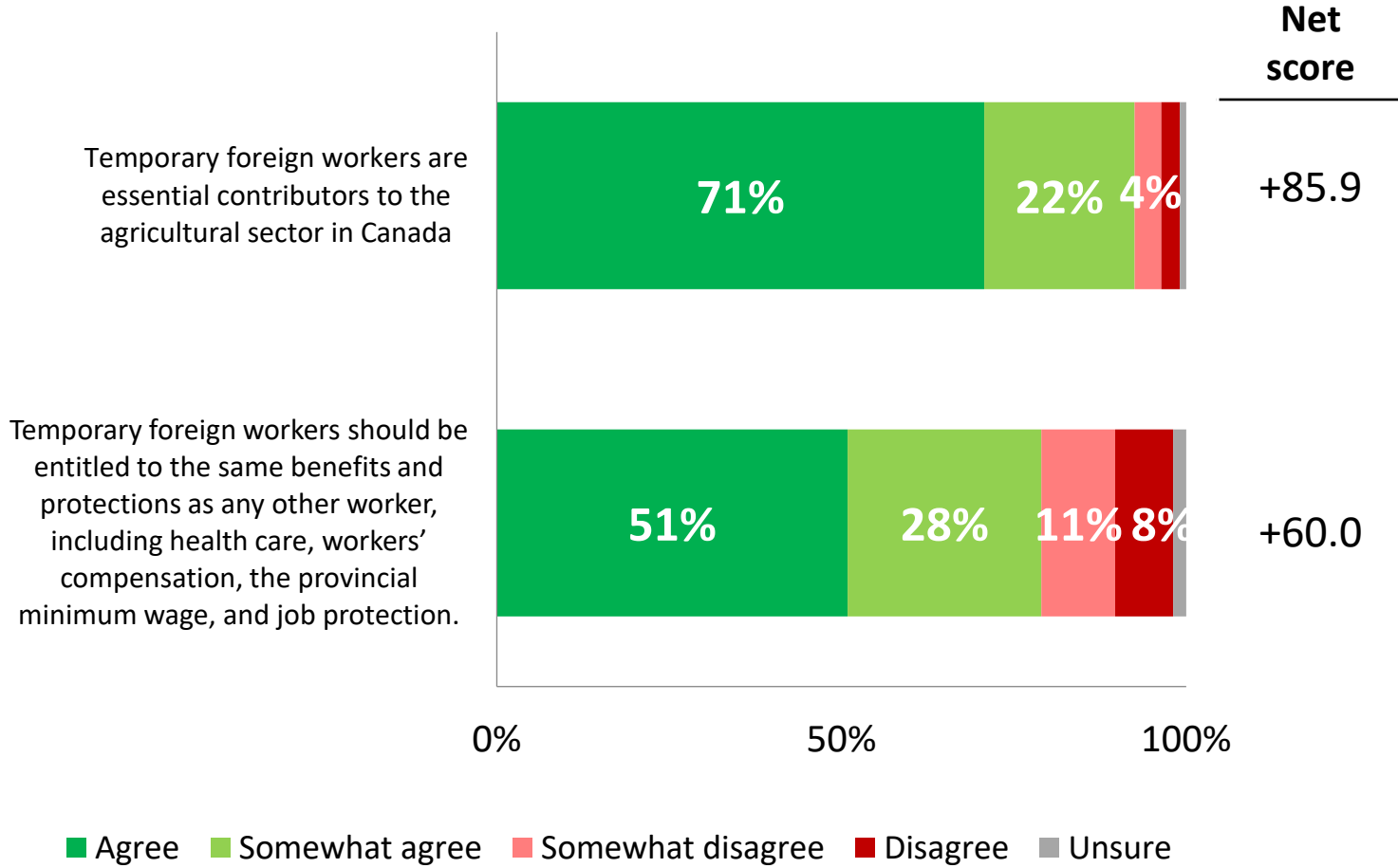
- Important
- Somewhat important
- Somewhat not important
- Not important
- Unsure

Important/ somewhat important by region	Atlantic (n=87)	Quebec (n=250)	Ontario (n=301)	Prairies (n=236)	BC (n=165)
		98.1%	97.2%	97.1%	97.9%
Important/ somewhat important by age/gender	Men (n=533)	Women (n=505)	18-34 (n=281)	35-54 (n=380)	55 plus (n=378)
	96.8%	98.0%	94.9%	98.0%	98.6%

*Weighted to the true population proportion.
*Charts may not add up to 100 due to rounding.

Temporary Foreign Workers

Q Each year, approximately 60,000 temporary foreign workers come and work on farms across Canada to provide food for Canadians. Do you agree, somewhat agree, somewhat disagree or disagree with the following statements? [Rotate]



“ A majority of Canadians agree or somewhat agree with both statements, but they have a stronger intensity of agreement that temporary foreign workers are essential contributors to Canada’s agricultural sector.

Residents of BC are more likely to agree with these statements than residents of the Prairies.

”

*Weighted to the true population proportion.
 *Charts may not add up to 100 due to rounding.

Source: Nanos Research, RDD dual frame hybrid telephone and online random survey, October 28th to November 1st, 2020, n=1,039, accurate 3.1 percentage points plus or minus, 19 times out of 20.

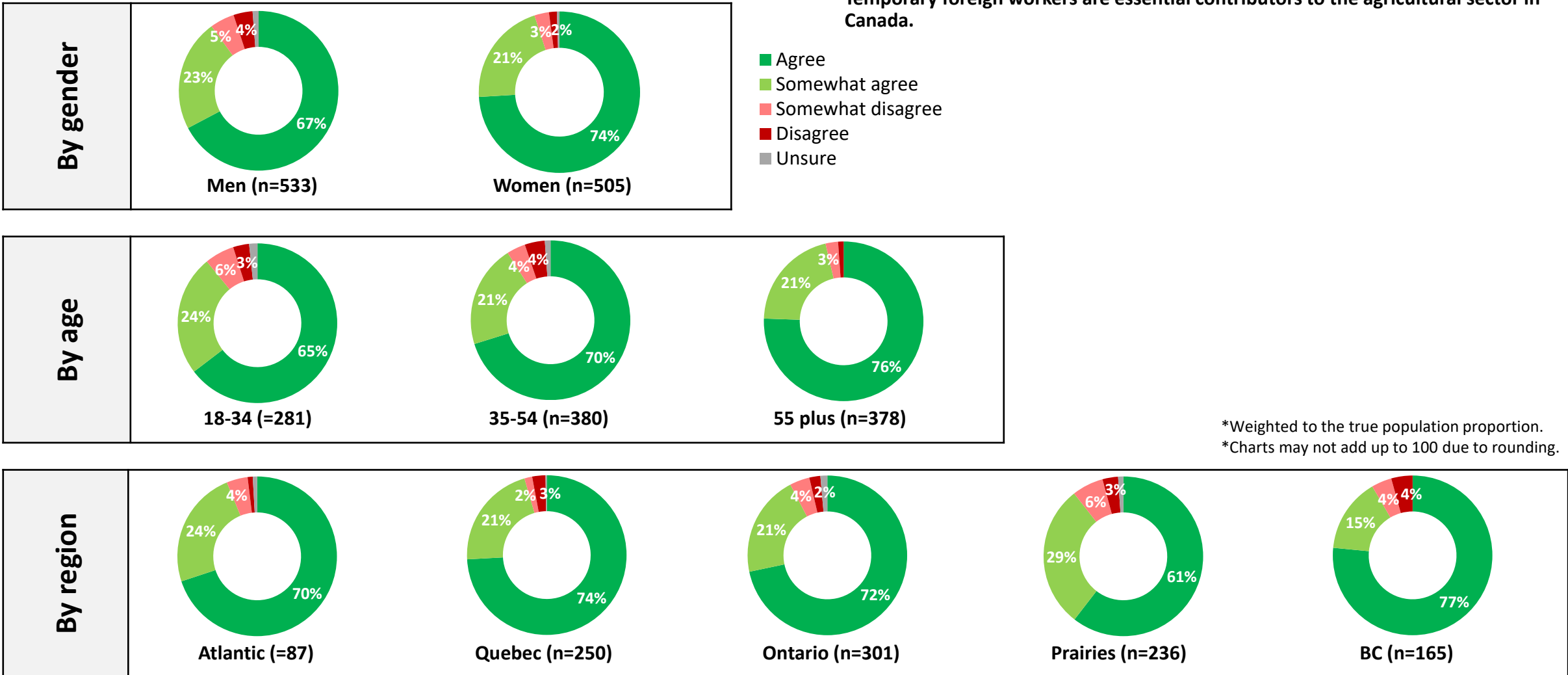


Essential Contributors to Agricultural Sector

Each year, approximately 60,000 temporary foreign workers come and work on farms across Canada to provide food for Canadians. Do you agree, somewhat agree, somewhat disagree or disagree with the following statements? [Rotate]

Temporary foreign workers are essential contributors to the agricultural sector in Canada.

- Agree
- Somewhat agree
- Somewhat disagree
- Disagree
- Unsure



*Weighted to the true population proportion.
 *Charts may not add up to 100 due to rounding.

Source: Nanos Research, RDD dual frame hybrid telephone and online random survey, October 28th to November 1st, 2020, n=1,039, accurate 3.1 percentage points plus or minus, 19 times out of 20.



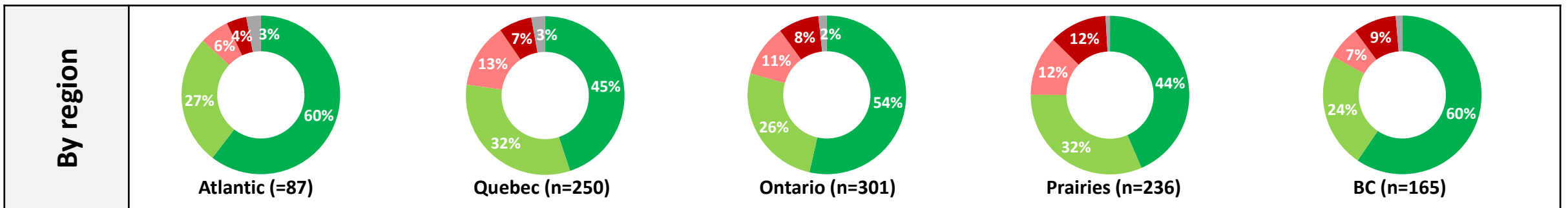
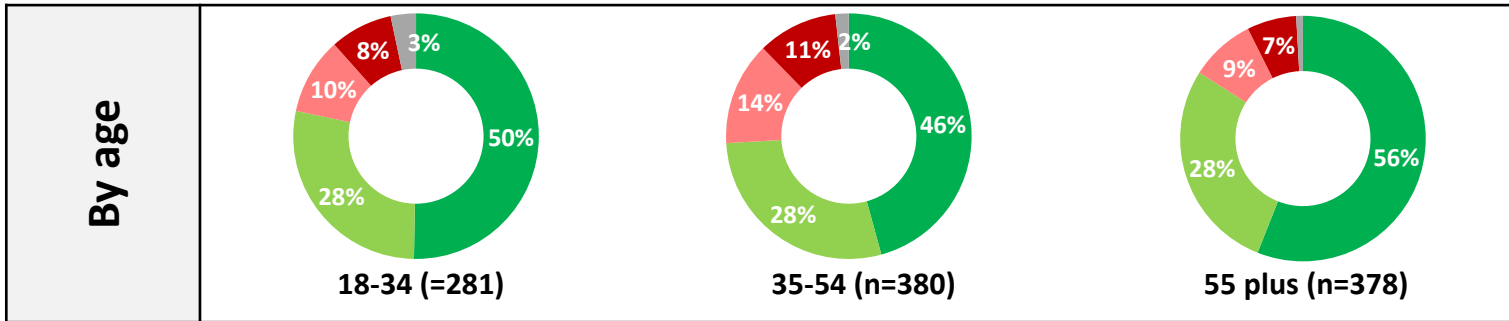
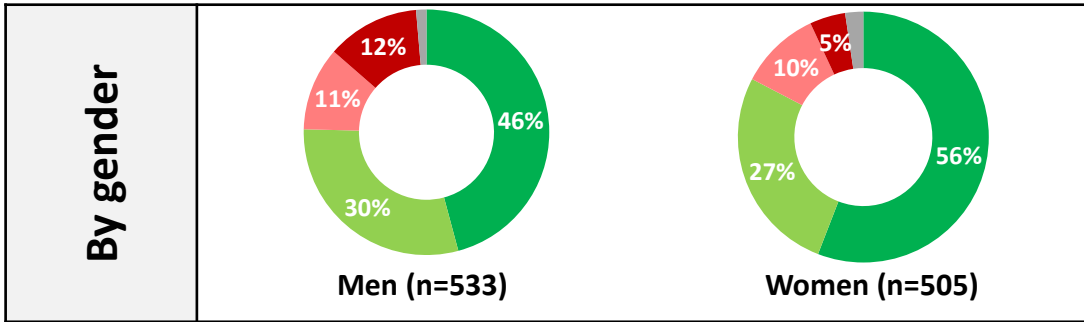
Benefits for Temporary Foreign Workers

Q

Each year, approximately 60,000 temporary foreign workers come and work on farms across Canada to provide food for Canadians. Do you agree, somewhat agree, somewhat disagree or disagree with the following statements? [Rotate]

Temporary foreign workers should be entitled to the same benefits and protections as any other worker, including health care, workers' compensation, the provincial minimum wage, and job protection.

- Agree
- Somewhat agree
- Somewhat disagree
- Disagree
- Unsure



*Weighted to the true population proportion.
*Charts may not add up to 100 due to rounding.

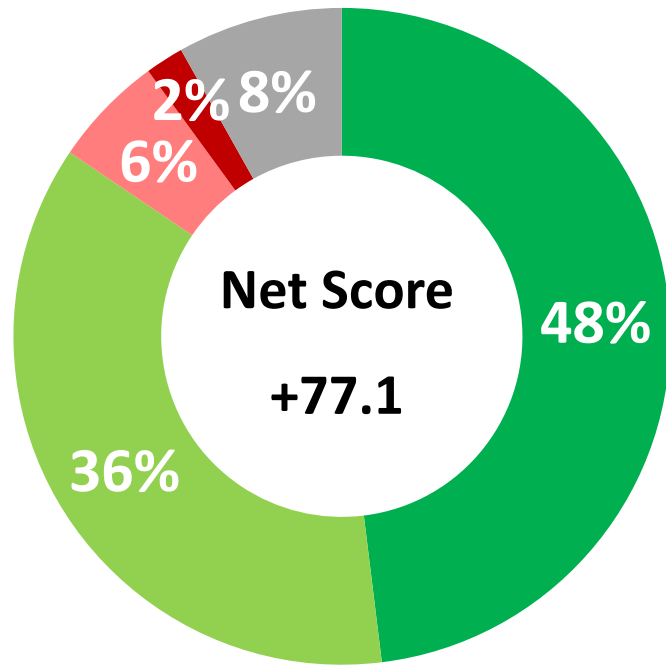
Source: Nanos Research, RDD dual frame hybrid telephone and online random survey, October 28th to November 1st, 2020, n=1,039, accurate 3.1 percentage points plus or minus, 19 times out of 20.



Impact of TFWP and SAWP

Q

At present, temporary foreign workers come to Canada through two federal programs, the Temporary Foreign Worker Program (TFWP) and the Seasonal Agricultural Worker Program (SAWP). Do you think these programs have a positive, somewhat positive, somewhat negative or negative impact on Canada's agricultural sector?



- Positive
- Somewhat positive
- Somewhat negative
- Negative
- Unsure

	Atlantic (n=87)	Quebec (n=250)	Ontario (n=301)	Prairies (n=236)	BC (n=165)
Positive/somewhat positive by region	88.4%	92.0%	84.8%	78.5%	76.3%
Positive/somewhat positive by age/gender					
Men (n=533)	84.5%	84.4%	79.8%	84.2%	88.0%
Women (n=505)					
18-34 (n=281)					
35-54 (n=380)					
55 plus (n=378)					

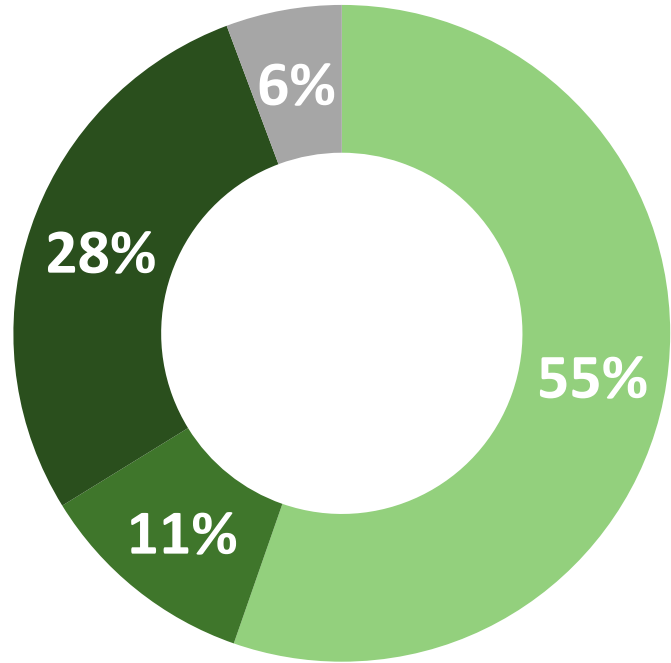
*Weighted to the true population proportion.
 *Charts may not add up to 100 due to rounding.



Benefiting from TFWP and SAWP

Q

Who do you think benefits more from the Temporary Foreign Worker Program (TFWP) and Seasonal Agricultural Worker Program (SAWP)? Would it be:



- The Canadian farmers who have access to labour
- The Foreign workers who come to Canada to work in the sector
- No difference
- Unsure

The Canadian farmers by region

Region	Sample Size (n)	Benefiting More (%)
Atlantic	87	62.4%
Quebec	250	58.4%
Ontario	301	56.0%
Prairies	236	46.5%
BC	165	56.9%

The Canadian farmers by age/gender

Age/Gender	Sample Size (n)	Benefiting More (%)
Men	533	57.8%
Women	505	52.9%
18-34	281	54.5%
35-54	380	53.3%
55 plus	378	57.7%

*Weighted to the true population proportion.
 *Charts may not add up to 100 due to rounding.

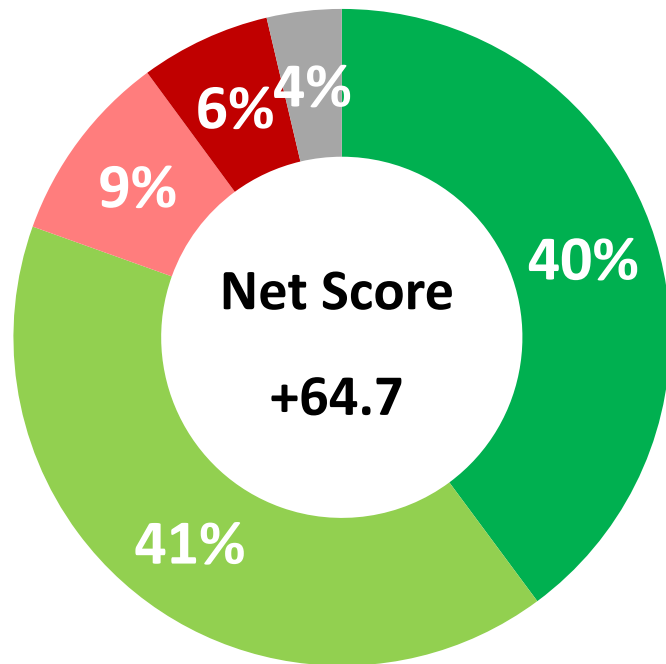
Source: Nanos Research, RDD dual frame hybrid telephone and online random survey, October 28th to November 1st, 2020, n=1,039, accurate 3.1 percentage points plus or minus, 19 times out of 20.



Citizenship for Temporary Workers

Q

Some temporary foreign workers are interested in remaining in Canada and seeking a pathway to citizenship or permanent residency. Would you support, somewhat support, somewhat oppose or oppose the idea of providing a way for temporary foreign workers to remain in Canada?



- Support
- Somewhat support
- Somewhat oppose
- Oppose
- Unsure

Support/ somewhat support by region	Atlantic (n=87)	Quebec (n=250)	Ontario (n=301)	Prairies (n=236)	BC (n=165)
	87.7%	80.9%	80.4%	78.4%	79.1%

Support/ somewhat support by age/gender	Men (n=533)	Women (n=505)	18-34 (n=281)	35-54 (n=380)	55 plus (n=378)
	77.6%	83.2%	83.1%	75.1%	83.4%

*Weighted to the true population proportion.
 *Charts may not add up to 100 due to rounding.

Source: Nanos Research, RDD dual frame hybrid telephone and online random survey, October 28th to November 1st, 2020, n=1,039, accurate 3.1 percentage points plus or minus, 19 times out of 20.





Nanos conducted an RDD dual frame (land- and cell-lines) hybrid telephone and online random survey of 1,039 Canadians, 18 years of age or older, between October 28th to November 1st, 2020 as part of an omnibus survey. Participants were randomly recruited by telephone using live agents and administered a survey online.

The sample included both land- and cell-lines across Canada. The results were statistically checked and weighted by age and gender using the latest Census information and the sample is geographically stratified to be representative of Canada.

Individuals randomly called using random digit dialling with a maximum of five call backs.

The margin of error for this survey is ± 3.1 percentage points, 19 times out of 20.

The research was commissioned by Senator Omidvar and Senator Black and was conducted by Nanos Research.

Note: Charts may not add up to 100 due to rounding.

Element	Description	Element	Description
Research sponsor	Senator Omidvar and Senator Black	Weighting of Data	The results were weighted by age and gender using the latest Census information (2016) and the sample is geographically stratified to ensure a distribution across all regions of Canada. See tables for full weighting disclosure
Population and Final Sample Size	1,039 Canadians	Screening	Screening ensured potential respondents did not work in the market research industry, in the advertising industry, in the media or a political party prior to administering the survey to ensure the integrity of the data.
Source of Sample	Nanos Panel	Excluded Demographics	Individuals younger than 18 years old; individuals without land or cell lines, and individuals without internet access could not participate.
Margin of Error	±3.1 percentage points, 19 times out of 20.	Stratification	By age and gender using the latest Census information (2016) and the sample is geographically stratified to be representative of Canada. Smaller areas such as Atlantic Canada were marginally oversampled to allow for a minimum regional sample.
Mode of Survey	RDD dual frame (land- and cell-lines) random telephone and online survey	Estimated Response Rate	Eleven percent, consistent with industry norms.
Sampling Method Base	The sample included both land- and cell-lines RDD (Random Digit Dialed) across Canada	Question Order	Question order in the preceding report reflects the order in which they appeared in the original questionnaire.
Demographics (Captured)	Atlantic Canada, Quebec, Ontario, Prairies, British Columbia; Men and Women; 18 years and older. Six digit postal code was used to validate geography.	Question Content	Topics ahead of this module includes questions the Chinese government, air travel, COVID-19 testing, reconciliation, fisheries, and the agricultural sector.
Fieldwork/Validation	Individuals were recruited using live interviews with live supervision to validate work, the research questions were administered online	Question Wording	The questions in the preceding report are written exactly as they were asked to individuals.
Number of Calls	Maximum of five call backs.	Research/Data Collection Supplier	Nanos Research
Time of Calls	Individuals were called between 6:30-9:30pm local time for the respondent.	Contact	Contact Nanos Research for more information or with any concerns or questions. http://www.nanos.co Telephone:(613) 234-4666 ext. 237 Email: info@nanosresearch.com.
Field Dates	October 28 th to November 1 st , 2020.		
Language of Survey	The survey was conducted in English and French.		
Standards	Nanos Research is a member of the Canadian Research Insights Council (CRIC) and confirms that this research fully complies with all CRIC Standards including the CRIC Public Opinion Research Standards and Disclosure Requirements. https://canadianresearchinsightscouncil.ca/standards/		



nanos dimap analytika



NANOS RUTHERFORD MCKAY & Co.

As one of North America's premier market and public opinion research firms, we put strategic intelligence into the hands of decision makers. The majority of our work is for private sector and public facing organizations and ranges from market studies, managing reputation through to leveraging data intelligence. Nanos Research offers a vertically integrated full service quantitative and qualitative research practice to attain the highest standards and the greatest control over the research process. www.nanos.co

This international joint venture between [dimap](http://www.dimap.com) and [Nanos](http://www.nanos.co) brings together top research and data experts from North American and Europe to deliver exceptional data intelligence to clients. The team offers data intelligence services ranging from demographic and sentiment microtargeting; consumer sentiment identification and decision conversion; and, data analytics and profiling for consumer persuasion. www.nanosdimap.com

NRM is an affiliate of Nanos Research and Rutherford McKay Associates. Our service offerings are based on decades of professional experience and extensive research and include public acceptance and engagement, communications audits, and narrative development. www.nrmpublicaffairs.com



TABULATIONS



2020-1738 – Senator Omidvar and Senator Black – Survey – STAT SHEET

			Region						Gender		Age		
			Canada 2020-10	Atlantic	Quebec	Ontario	Prairies	British Columbia	Male	Female	18 to 34	35 to 54	55 plus
Question - Our next few questions are about Canada's agricultural sector. Is the agriculture sector an important, somewhat important, somewhat not important or not important contributor to Canada's economy?	Total	Unwgt N	1039	87	250	301	236	165	533	505	281	380	378
		Wgt N	1000	67	233	384	183	133	490	510	273	341	386
	Important	%	76.0	83.2	57.5	79.4	84.6	82.7	74.7	77.2	69.8	73.8	82.2
	Somewhat important	%	21.4	14.9	39.7	17.6	13.3	14.9	22.1	20.8	25.2	24.2	16.4
	Somewhat not important	%	1.3	0.0	1.8	1.5	1.0	0.7	2.1	0.5	2.3	0.7	1.1
	Not important	%	0.2	0.0	0.0	0.3	0.2	0.4	0.2	0.2	0.4	0.1	0.1
	Unsure	%	1.1	1.9	0.9	1.1	0.9	1.3	0.9	1.3	2.4	1.2	0.2

Each year, approximately 60,000 temporary foreign workers come and work on farms across Canada to provide food for Canadians. Do you agree, somewhat agree, somewhat disagree or disagree with the following statements? [Rotate]

			Region						Gender		Age		
			Canada 2020-10	Atlantic	Quebec	Ontario	Prairies	British Columbia	Male	Female	18 to 34	35 to 54	55 plus
Question - Temporary foreign workers are essential contributors to the agricultural sector in Canada	Total	Unwgt N	1039	87	250	301	236	165	533	505	281	380	378
		Wgt N	1000	67	233	384	183	133	490	510	273	341	386
	Agree	%	70.7	69.9	74.2	71.7	60.5	76.5	67.3	74.1	64.6	70.2	75.6
	Somewhat agree	%	21.8	23.9	21.3	20.6	28.9	15.1	22.7	20.9	24.4	20.8	20.8
	Somewhat disagree	%	3.9	4.3	1.6	4.0	6.4	4.1	5.0	2.9	6.0	3.8	2.5
	Disagree	%	2.7	1.0	2.7	2.2	3.2	4.3	3.9	1.6	3.2	4.1	1.1
	Unsure	%	0.9	0.9	0.3	1.4	1.1	0.0	1.2	0.5	1.7	1.2	0.0

Nanos conducted an RDD dual frame (land- and cell- lines) hybrid telephone and online random survey of 1,039 Canadians, 18 years of age or older, between October 28th to November 1st, 2020. The margin of error this survey is ±3.1 percentage points, 19 times out of 20.



2020-1738 – Senator Omidvar and Senator Black – Survey – STAT SHEET

Each year, approximately 60,000 temporary foreign workers come and work on farms across Canada to provide food for Canadians. Do you agree, somewhat agree, somewhat disagree or disagree with the following statements? [Rotate]

			Region						Gender		Age		
			Canada 2020-10	Atlantic	Quebec	Ontario	Prairies	British Columbia	Male	Female	18 to 34	35 to 54	55 plus
Question - Temporary foreign workers should be entitled to the same benefits and protections as any other worker, including health care, workers' compensation, the provincial minimum wage, and job protection	Total	Unwgt N	1039	87	250	301	236	165	533	505	281	380	378
		Wgt N	1000	67	233	384	183	133	490	510	273	341	386
	Agree	%	50.9	60.4	44.9	53.5	43.5	59.5	45.8	55.9	50.3	45.7	56.0
	Somewhat agree	%	28.1	26.5	32.3	25.8	31.6	23.6	29.6	26.8	28.0	28.4	28.0
	Somewhat disagree	%	10.7	6.0	13.2	10.6	12.2	6.8	11.0	10.4	10.1	13.6	8.6
	Disagree	%	8.4	4.1	6.8	8.3	11.8	8.8	12.2	4.6	8.3	10.5	6.5
	Unsure	%	1.9	3.0	2.8	1.7	0.9	1.3	1.4	2.3	3.3	1.8	0.9

			Region						Gender		Age		
			Canada 2020-10	Atlantic	Quebec	Ontario	Prairies	British Columbia	Male	Female	18 to 34	35 to 54	55 plus
Question - At present, temporary foreign workers come to Canada through two federal programs, the Temporary Foreign Worker Program (TFWP) and the Seasonal Agricultural Worker Program (SAWP). Do you think these programs have a positive, somewhat positive, somewhat negative or negative impact on Canada's agricultural sector?	Total	Unwgt N	1039	87	250	301	236	165	533	505	281	380	378
		Wgt N	1000	67	233	384	183	133	490	510	273	341	386
	Positive	%	48.1	56.5	58.1	46.8	39.3	41.9	47.8	48.3	37.5	47.0	56.4
	Somewhat positive	%	36.4	31.9	34.0	38.0	39.2	34.5	36.7	36.1	42.3	37.1	31.6
	Somewhat negative	%	5.5	3.2	1.0	5.5	9.4	9.2	6.6	4.4	7.2	5.8	4.1
	Negative	%	1.9	0.0	1.9	2.0	1.9	2.5	2.4	1.4	1.5	2.7	1.5
Unsure	%	8.1	8.4	5.0	7.7	10.2	12.0	6.5	9.7	11.5	7.3	6.5	

Nanos conducted an RDD dual frame (land- and cell- lines) hybrid telephone and online random survey of 1,039 Canadians, 18 years of age or older, between October 28th to November 1st, 2020. The margin of error this survey is ±3.1 percentage points, 19 times out of 20.



2020-1738 – Senator Omidvar and Senator Black – Survey – STAT SHEET

			Region						Gender		Age		
			Canada 2020-10	Atlantic	Quebec	Ontario	Prairies	British Columbia	Male	Female	18 to 34	35 to 54	55 plus
Question - Who do you think benefits more from the Temporary Foreign Worker Program (TFWP) and Seasonal Agricultural Worker Program (SAWP)? Would it be:	Total	Unwgt N	1039	87	250	301	236	165	533	505	281	380	378
		Wgt N	1000	67	233	384	183	133	490	510	273	341	386
	The Canadian farmers who have access to labour	%	55.3	62.4	58.4	56.0	46.5	56.9	57.8	52.9	54.5	53.3	57.7
	The Foreign workers who come to Canada to work in the sector	%	10.9	8.1	10.8	10.8	14.3	7.9	11.2	10.5	11.3	13.1	8.6
	No difference	%	28.1	26.7	25.9	27.4	32.7	28.1	25.0	31.0	26.7	27.8	29.3
	Unsure	%	5.7	2.8	4.8	5.8	6.6	7.1	5.9	5.5	7.5	5.7	4.4

			Region						Gender		Age		
			Canada 2020-10	Atlantic	Quebec	Ontario	Prairies	British Columbia	Male	Female	18 to 34	35 to 54	55 plus
Question - Some temporary foreign workers are interested in remaining in Canada and seeking a pathway to citizenship or permanent residency. Would you support, somewhat support, somewhat oppose or oppose the idea of providing a way for temporary foreign workers to remain in Canada?	Total	Unwgt N	1039	87	250	301	236	165	533	505	281	380	378
		Wgt N	1000	67	233	384	183	133	490	510	273	341	386
	Support	%	39.9	52.0	38.5	40.0	35.0	42.2	37.0	42.6	37.7	38.9	42.2
	Somewhat support	%	40.6	35.6	42.3	40.4	43.4	36.9	40.6	40.7	45.5	36.2	41.2
	Somewhat oppose	%	9.4	9.4	9.8	9.4	9.9	8.3	9.5	9.3	7.9	12.5	7.8
	Oppose	%	6.4	0.0	4.2	6.9	7.9	10.1	9.1	3.9	3.3	8.8	6.5
Unsure	%	3.7	3.0	5.2	3.3	3.8	2.4	3.8	3.6	5.7	3.6	2.3	

Nanos conducted an RDD dual frame (land- and cell- lines) hybrid telephone and online random survey of 1,039 Canadians, 18 years of age or older, between October 28th to November 1st, 2020. The margin of error this survey is ±3.1 percentage points, 19 times out of 20.