

Importance of protecting our border and ensuring safe communities has increased since 2019; importance of fighting terrorism has decreased

Nanos Policy Map Summary

October 2020
(Submission 2020-1737C)



Summary

Nanos tracking on security issues shows an increase in the importance of ensuring safe communities and the continued importance of protecting our border, while there is a decrease in the importance of fighting terrorism. Confidence in our ability as a nation to find solutions to the various security measures remains consistent with the 2019 wave.

- **Confidence in fighting terrorism remains consistent with 2019** – Canadians rated fighting terrorism a mean score of 7.3 on a ten point scale in terms of importance, compared to 7.6 in 2019, 7.4 in 2017, 7.1 in 2016 and 6.4 in 2015. Six in ten Canadians are confident (13%) or somewhat confident (43%) in Canada’s ability to find solutions to terrorism. This is consistent with the 2019 wave of research.
- **Consistent with 2019, asserting Canada’s role in international affairs scores the lowest in importance** – Rating the importance of asserting Canada’s role in international affairs, Canadians gave a mean score of 7.0 out of 10, similar to 7.1 in 2019 and 2017. This measure registered as the lowest in terms of importance. Confidence in finding solutions also remains consistent, with half of Canadians saying they are either confident (10%) or somewhat confident (40%) in finding solutions to this security issue.
- **Ensuring safe communities continues to be the most important security issue** – When rating the importance of various security issues using a ten point scale, ensuring safe communities was deemed the most important by Canadians (mean score of 8.5; 8.2 in 2019). Close to two thirds of Canadians say they are either confident (14%) or somewhat confident (49%) in finding solutions to ensure safer communities, consistent with the previous wave (12% confident and 53% somewhat confident in 2019).
- **Importance of protecting borders sees a slight increase in 2020, while confidence remains consistent** – Canadians rated the importance of protecting our borders as 8.1 out of 10 in 2020, compared to 7.6 in 2019 and 7.9 in 2017. Confidence on this measure is consistent with the 2019 wave. In 2020, 19 per cent say they are confident and 43 per cent somewhat confident in our ability to find solutions to protect our borders, while 17 per cent said confident and 42 per cent said somewhat confident in 2019.
- **Fighting terrorism sees a decrease in importance** – Canadians rate the importance of fighting terrorism a score of 7.3, down from 7.6 in 2019, but still higher than the low of 6.4 in 2015. Confidence in this measure remains consistent with recent waves.

These observations are based on a hybrid telephone and online random survey of 1,003 Canadians between September 30th and October 4th, 2020 as part of an omnibus survey. Participants were randomly recruited by telephone using live agents and administered a survey online. The margin of error for a random survey of 1,003 Canadians is ± 3.1 percentage points, 19 times out of 20.

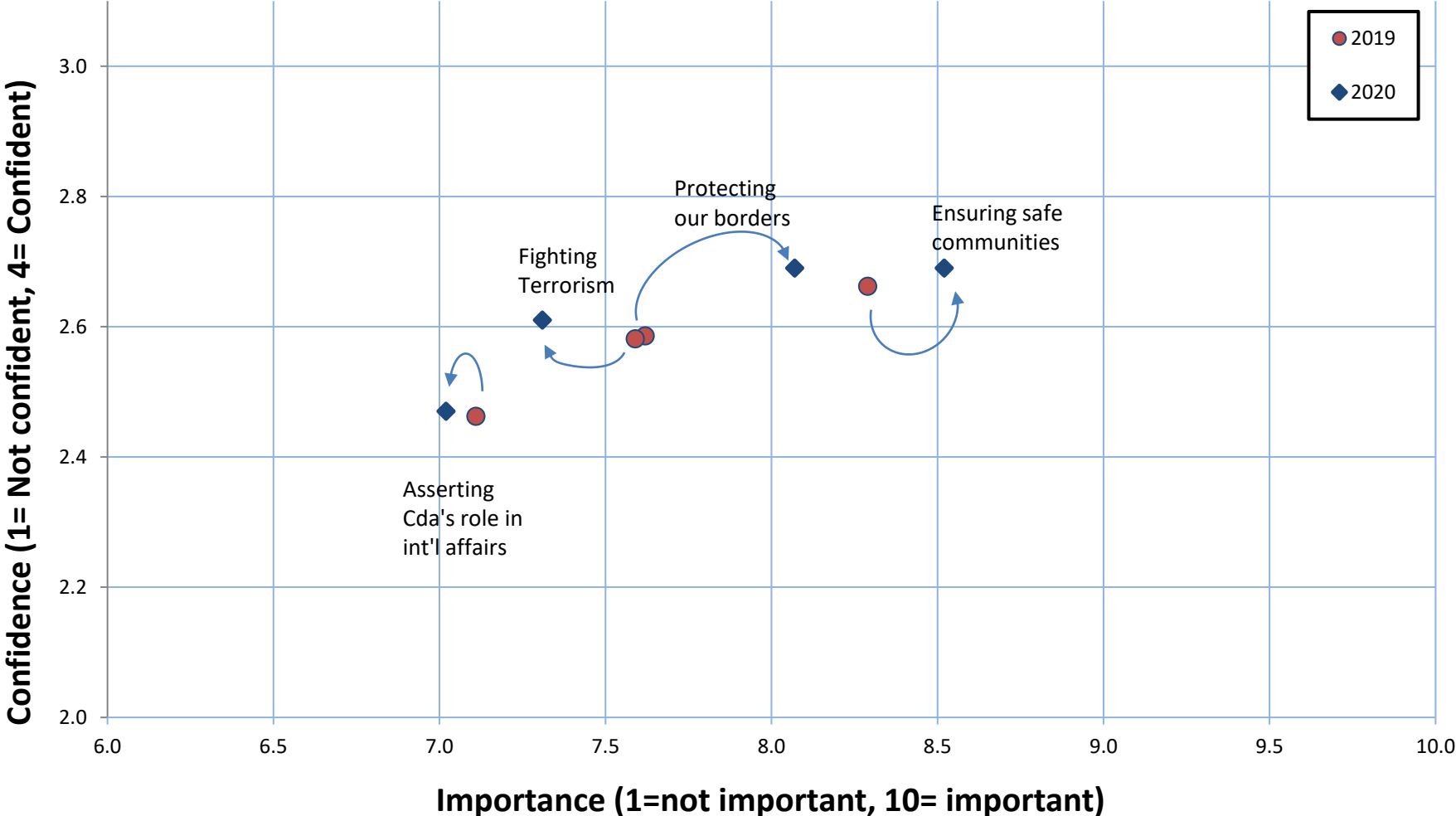
This research was sponsored by Nanos Research.

2020 Security Policy Map

Source: Nanos Research, RDD dual frame hybrid telephone and online random survey , February 2nd to 5th, 2019 , n=1000, accurate 3.1 percentage points plus or minus, 19 times out of 20.

Source: Nanos Research, RDD dual frame hybrid telephone and online random survey , September 30th to October 4th, n=1003, accurate 3.1 percentage points plus or minus, 19 times out of 20.

Canada Policy - Confidence vs. Importance Map 2019 vs 2020

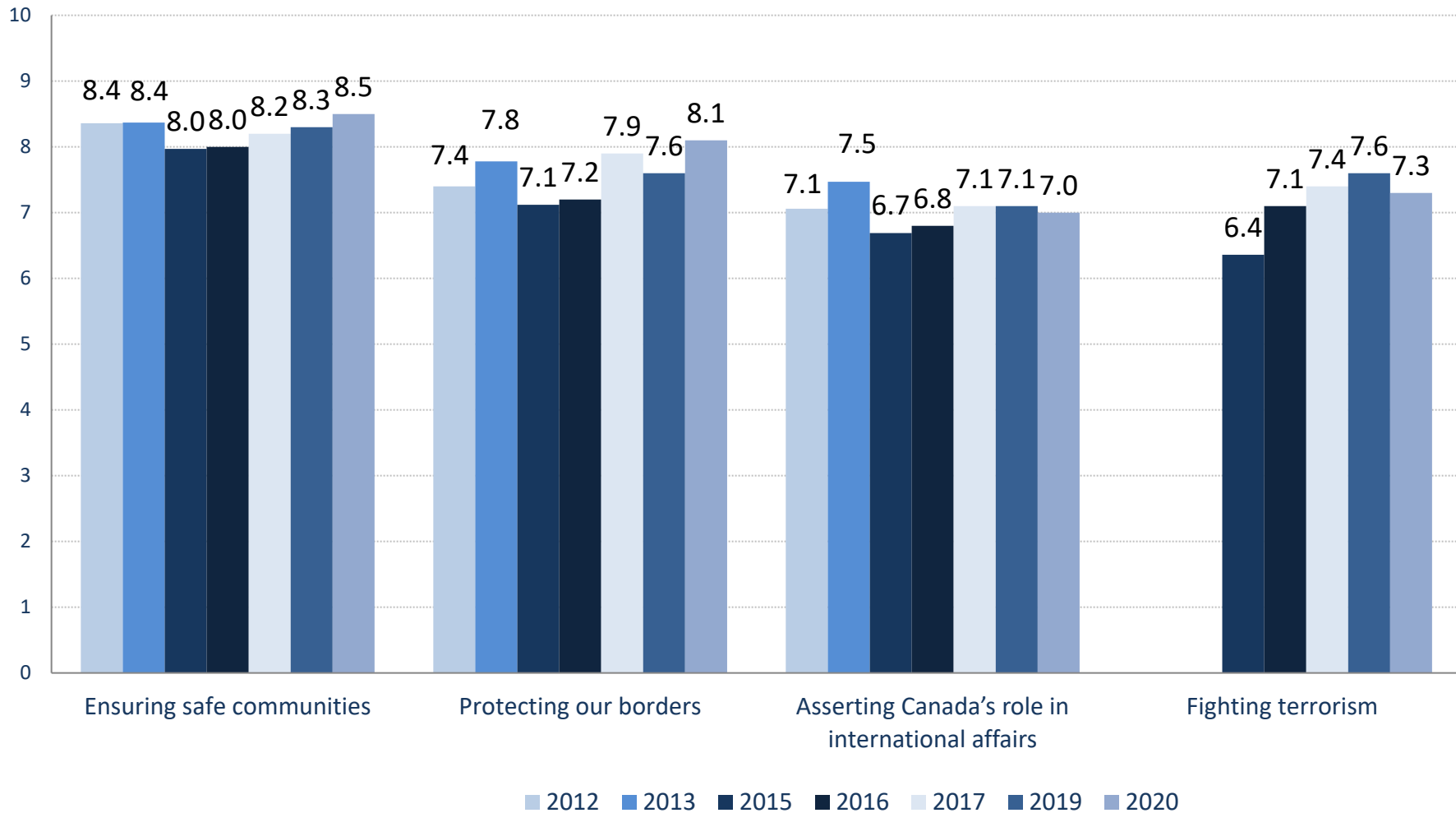


2019-2020 Policy Map Table

Source: Nanos Research, RDD dual frame hybrid telephone and online random survey , September 30th to October 4th, n=1003, accurate 3.1 percentage points plus or minus, 19 times out of 20.

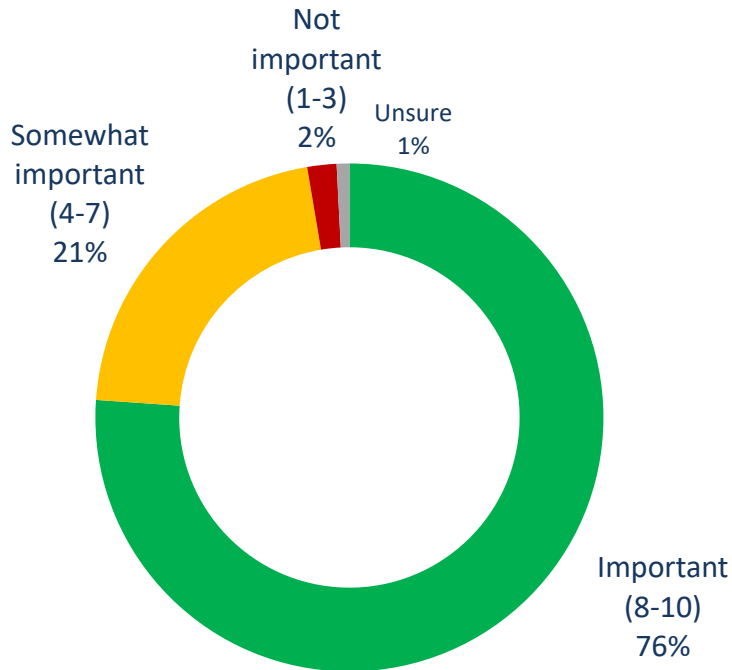
		2019	2020	Change
Ensuring safe communities	Importance (Mean score out of ten)	8.3	8.5	+0.2
	Confidence (Out of four)	2.7	2.7	-
Protecting our borders	Importance (Mean score out of ten)	7.6	8.1	+0.5
	Confidence (Out of four)	2.6	2.7	+0.1
Fighting terrorism	Importance (Mean score out of ten)	7.6	7.3	-0.3
	Confidence (Out of four)	2.6	2.6	-
Asserting Canada's role in international affairs	Importance (Mean score out of ten)	7.1	7.0	-0.1
	Confidence (Out of four)	2.5	2.5	-

Importance of Security Challenges



QUESTION – For each of the challenges, please rate their importance to you on a scale of 1 to 10, where 1 is not at all important and 10 is very important in terms of Canada's future? [Randomize]

Importance of safe communities



Year	Prime Minister	Mean Score
2012	Harper	8.4
2013	Harper	8.4
2015	Harper	8.0
2016	Trudeau	8.0
2017	Trudeau	8.2
2019	Trudeau	8.3
2020	Trudeau	8.5

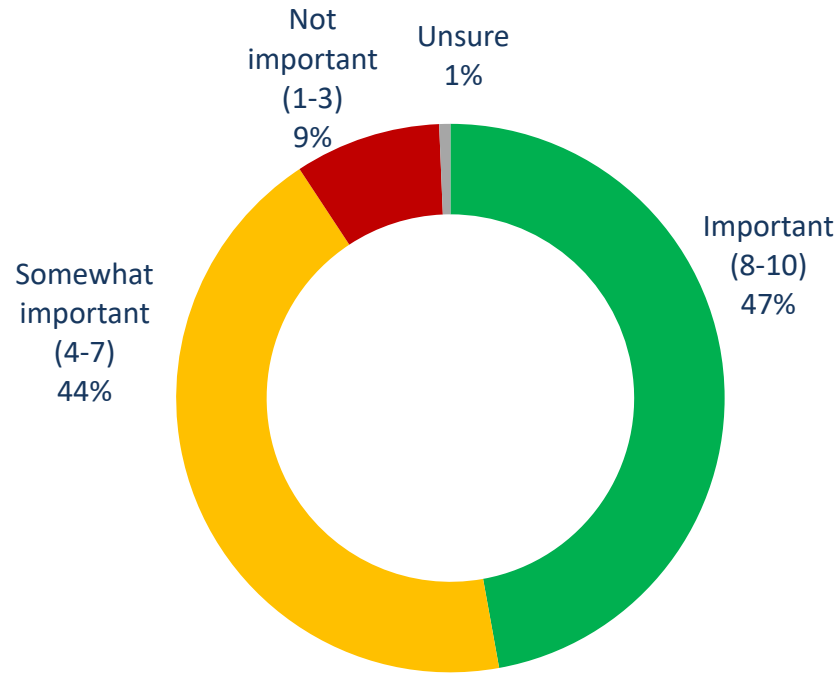
***Note: Charts may not add up to 100 due to rounding**

QUESTION – For each of the challenges, please rate their importance to you on a scale of 1 to 10, where 1 is not at all important and 10 is very important in terms of Canada’s future.

[RANDOMIZE]

Ensuring safe communities

Importance of Canada's role in international affairs



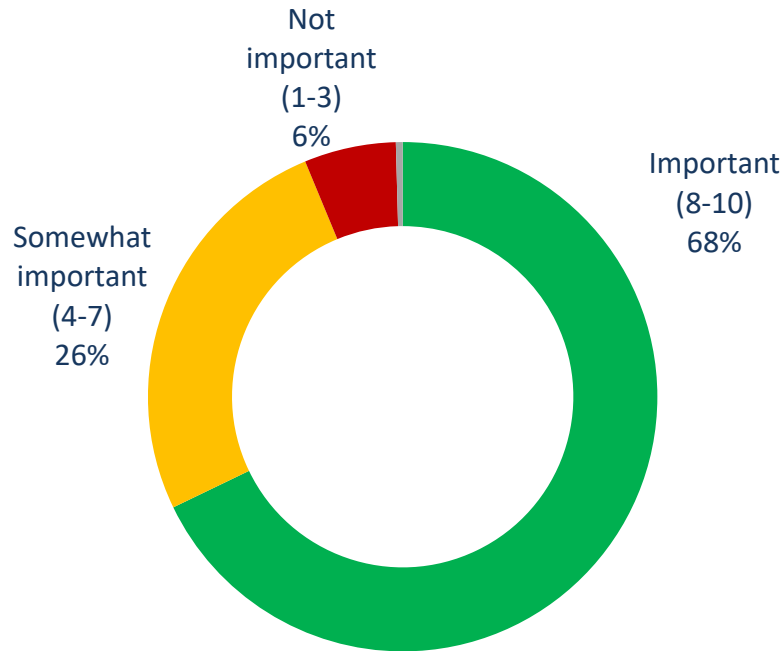
Year	Prime Minister	Mean Score
2012	Harper	7.1
2013	Harper	7.5
2015	Harper	6.7
2016	Trudeau	6.8
2017	Trudeau	7.1
2019	Trudeau	7.1
2020	Trudeau	7.0

*Note: Charts may not add up to 100 due to rounding

QUESTION – For each of the challenges, please rate their importance to you on a scale of 1 to 10, where 1 is not at all important and 10 is very important in terms of Canada's future.
[RANDOMIZE]

Asserting Canada's role in international affairs

Importance of border protection



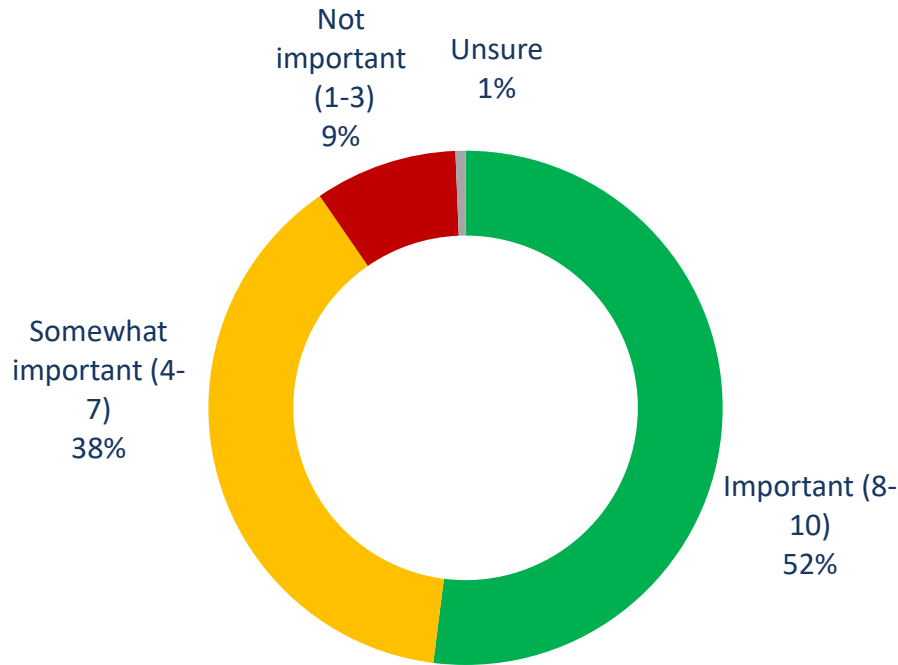
*Note: Charts may not add up to 100 due to rounding

Year	Prime Minister	Mean Score
2012	Harper	7.4
2013	Harper	7.8
2015	Harper	7.1
2016	Trudeau	7.2
2017	Trudeau	7.9
2019	Trudeau	7.6
2020	Trudeau	8.1

QUESTION – For each of the challenges, please rate their importance to you on a scale of 1 to 10, where 1 is not at all important and 10 is very important in terms of Canada’s future. [RANDOMIZE]

Protecting our borders

Importance of fighting terrorism



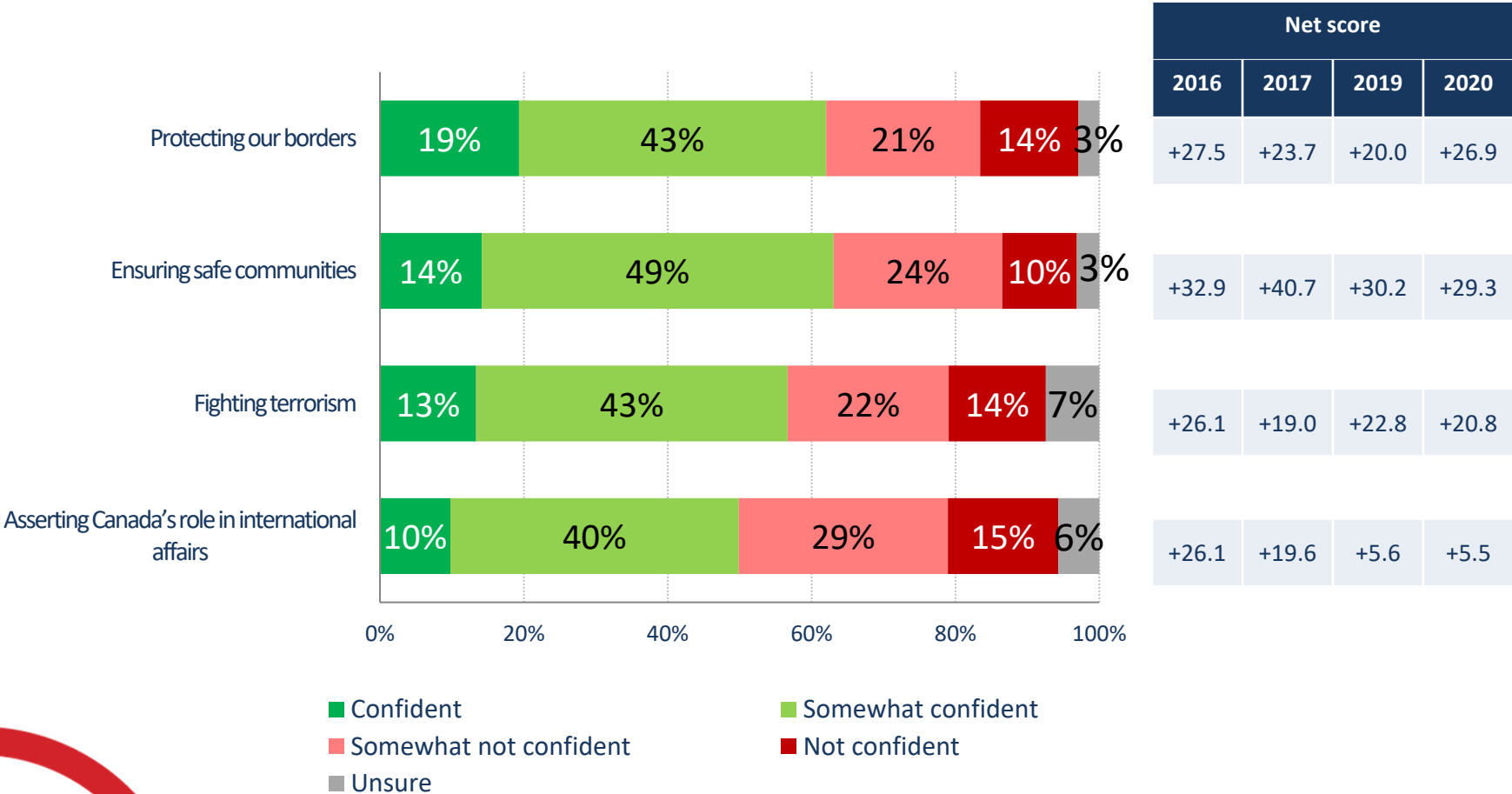
Year	Prime Minister	Mean Score
2015	Harper	6.4
2016	Trudeau	7.1
2017	Trudeau	7.4
2019	Trudeau	7.6
2020	Trudeau	7.3

*Note: Charts may not add up to 100 due to rounding

QUESTION – For each of the challenges, please rate their importance to you on a scale of 1 to 10, where 1 is not at all important and 10 is very important in terms of Canada’s future. [RANDOMIZE]

Fighting terrorism

Confidence in nation's ability to find solutions

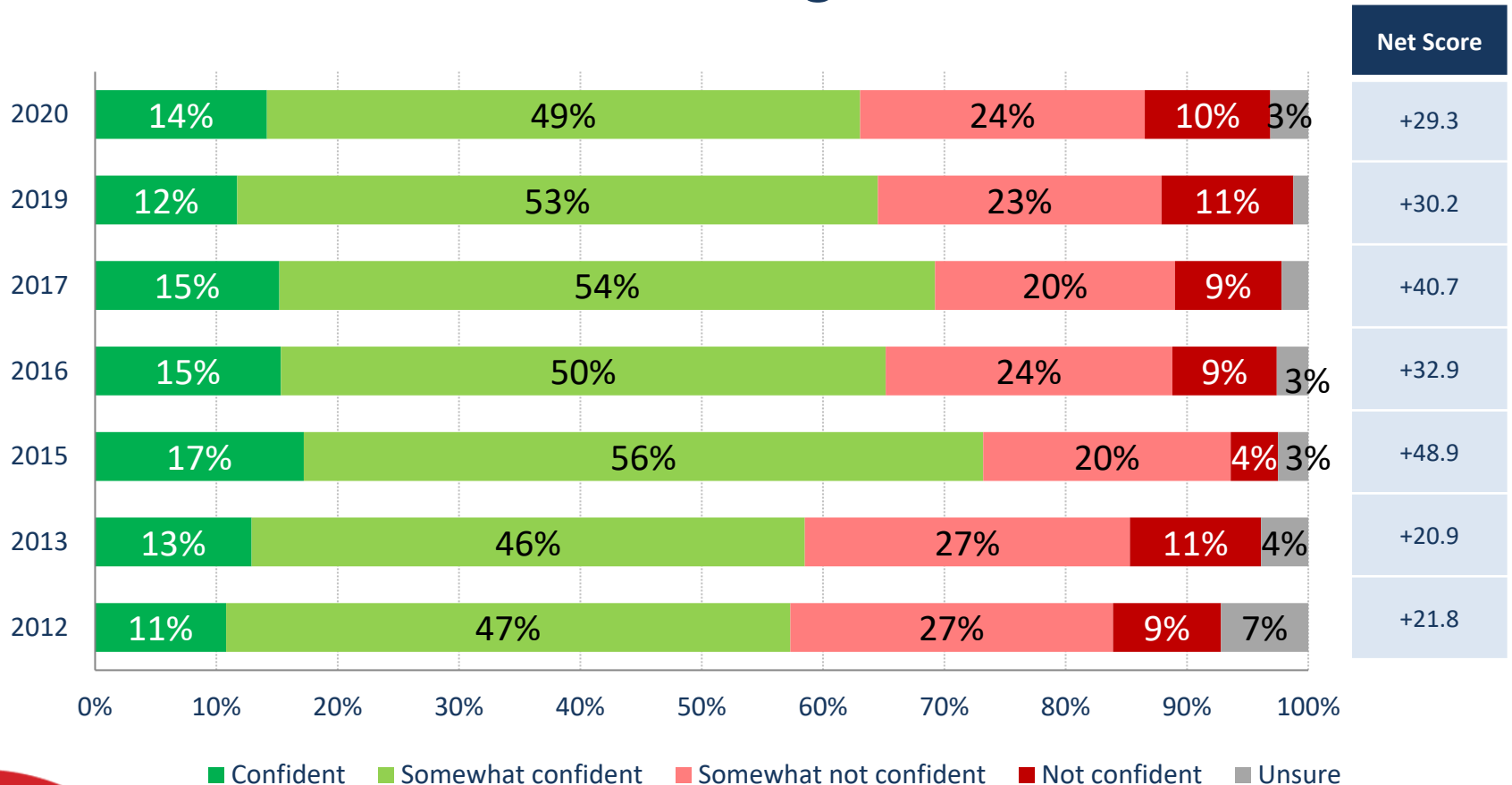


*Note: Charts may not add up to 100 due to rounding

QUESTION – For each of the challenges, are you confident, somewhat confident, somewhat not confident or not confident in our ability as a nation to find solutions? [RANDOMIZE]

Source: Nanos Research, RDD dual frame hybrid telephone and online random survey, September 30th to October 4th, 2020 n=1003, accurate 3.1 percentage points plus or minus, 19 times out of 20.

Confidence in ensuring safe communities



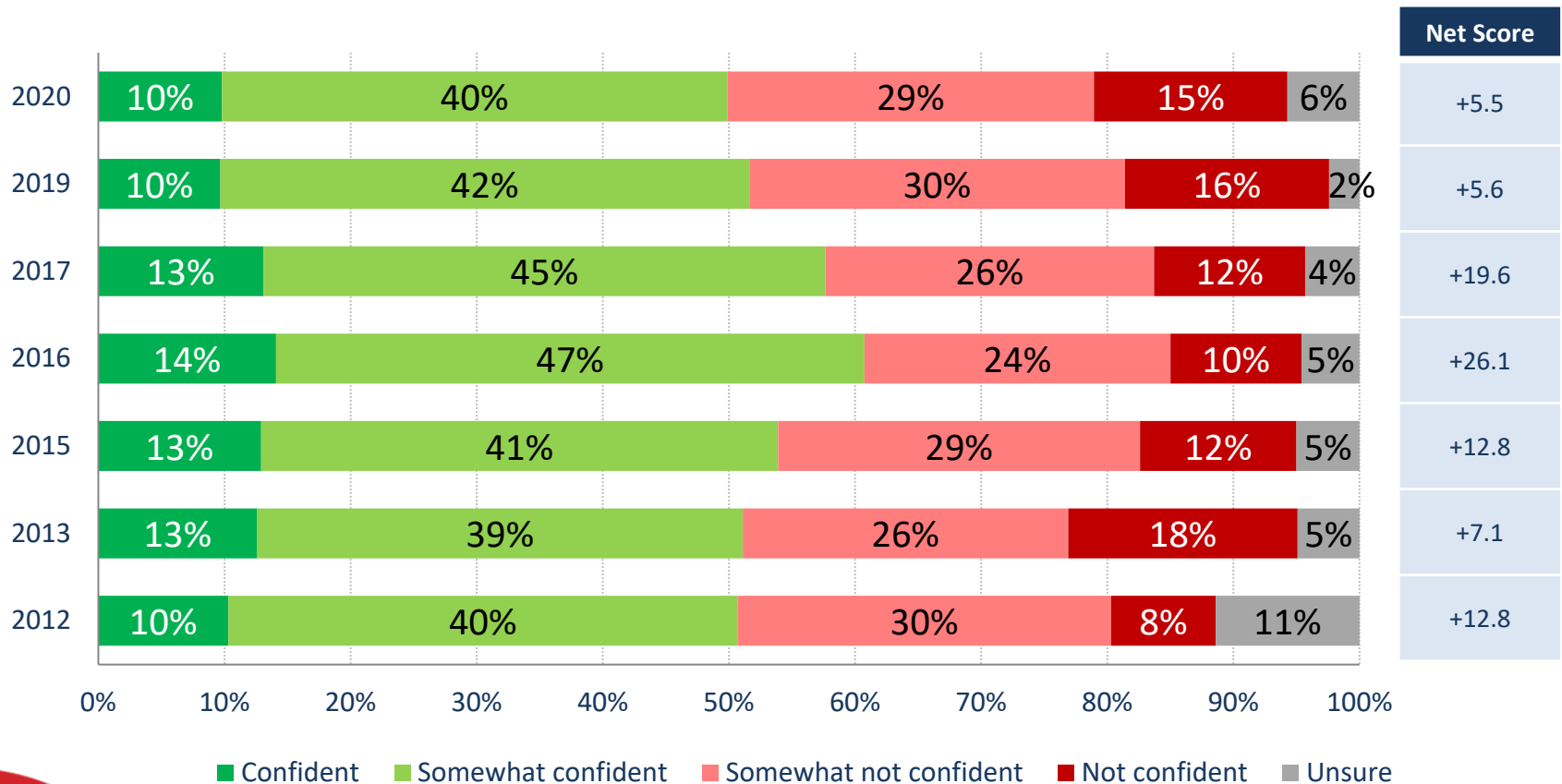
***Note: Charts may not add up to 100 due to rounding**

QUESTION – For each of the challenges, are you confident, somewhat confident, somewhat not confident or not confident in our ability as a nation to find solutions? [RANDOMIZE]

Ensuring safe communities

Source: Nanos Research, RDD dual frame hybrid telephone and online random survey, September 30th to October 4th, 2020 n=1003, accurate 3.1 percentage points plus or minus, 19 times out of 20.

Confidence in Canada's role in international affairs



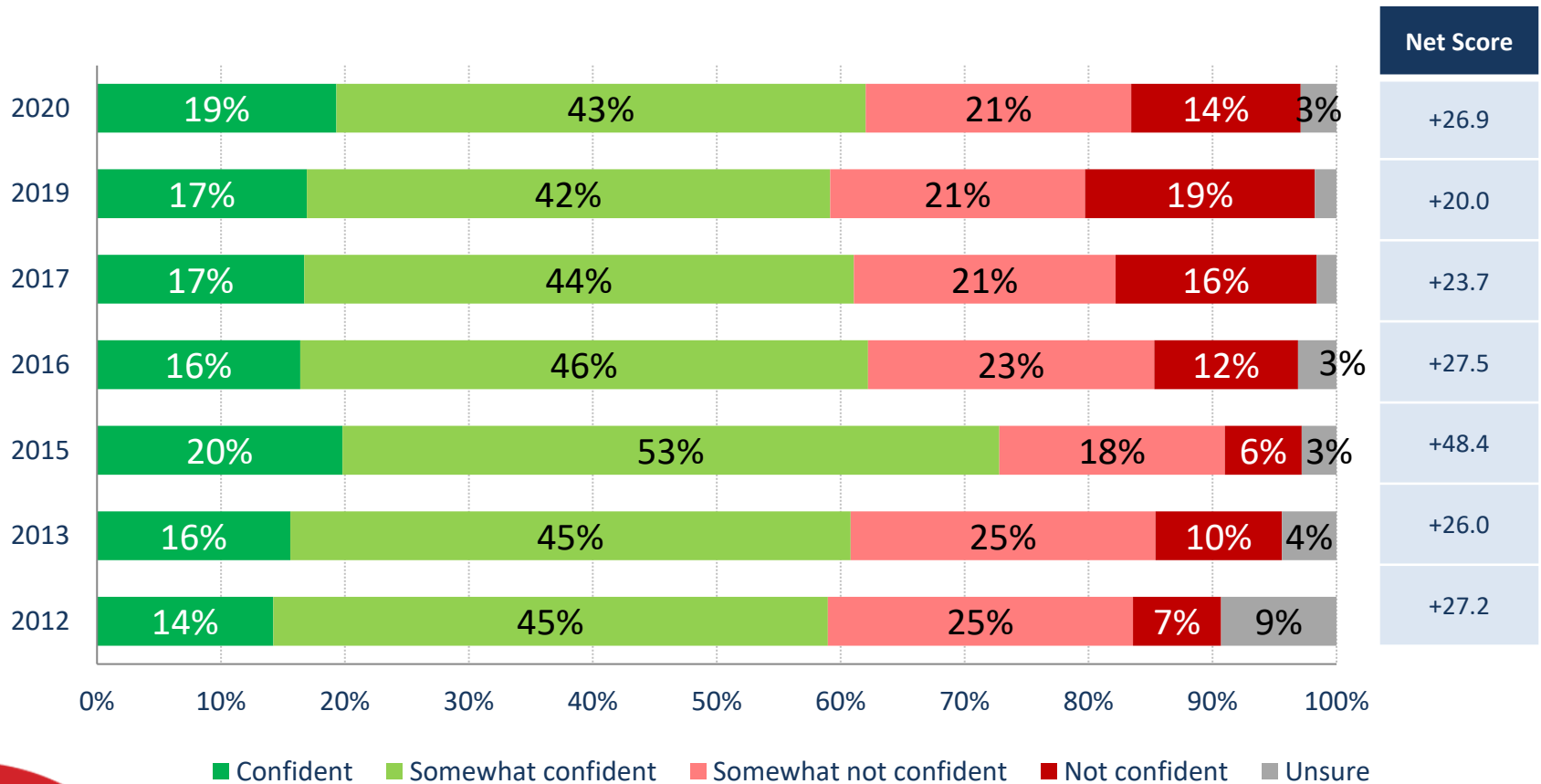
***Note: Charts may not add up to 100 due to rounding**

QUESTION – For each of the challenges, are you confident, somewhat confident, somewhat not confident or not confident in our ability as a nation to find solutions? [RANDOMIZE]

Asserting Canada's role in international affairs

Source: Nanos Research, RDD dual frame hybrid telephone and online random survey, September 30th to October 4th, 2020 n=1003, accurate 3.1 percentage points plus or minus, 19 times out of 20.

Confidence in protecting our borders



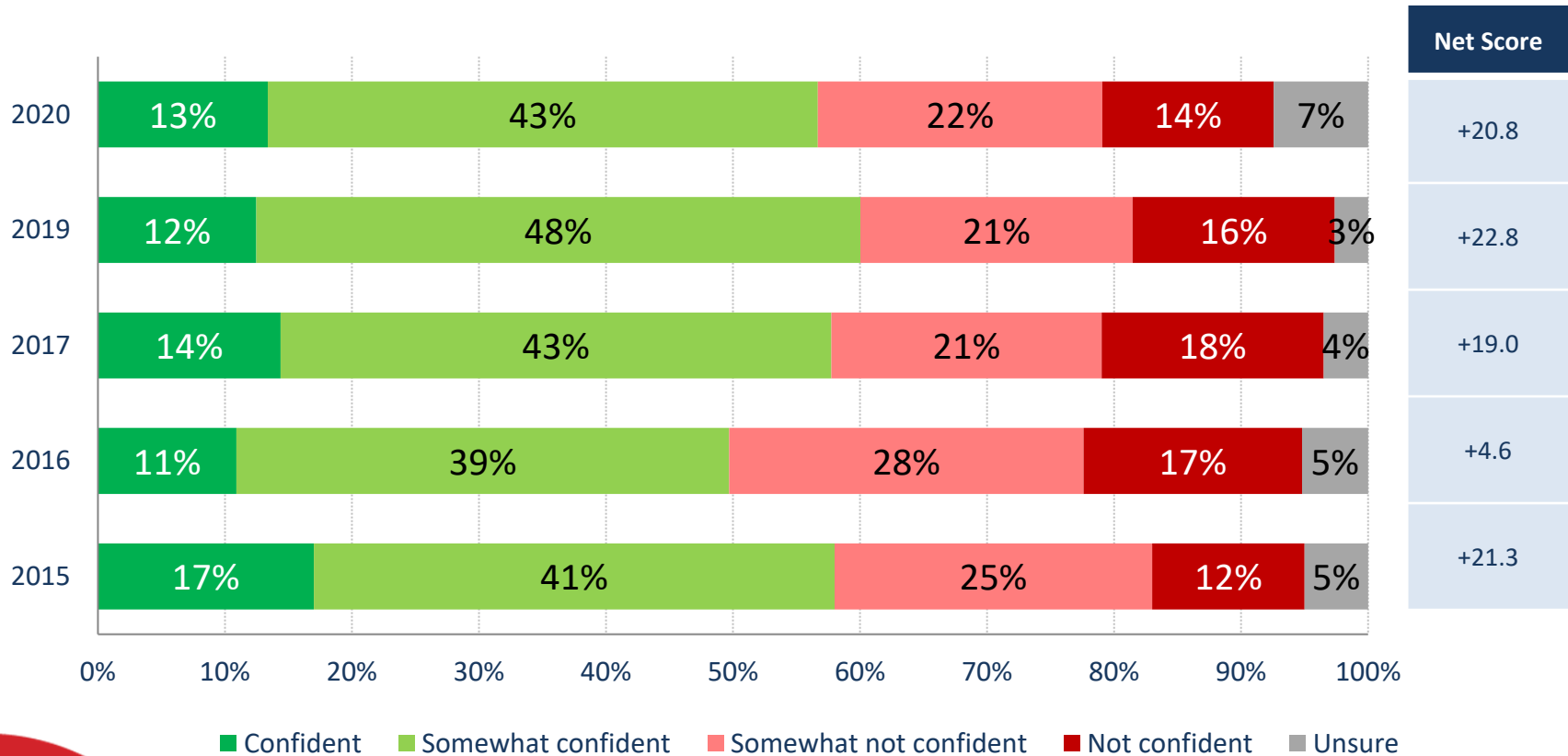
***Note: Charts may not add up to 100 due to rounding**

QUESTION – For each of the challenges, are you confident, somewhat confident, somewhat not confident or not confident in our ability as a nation to find solutions? [RANDOMIZE]

Protecting our borders

Source: Nanos Research, RDD dual frame hybrid telephone and online random survey, September 30th to October 4th, 2020 n=1003, accurate 3.1 percentage points plus or minus, 19 times out of 20.

Confidence in fighting terrorism



***Note: Charts may not add up to 100 due to rounding**

QUESTION – For each of the challenges, are you confident, somewhat confident, somewhat not confident or not confident in our ability as a nation to find solutions? [RANDOMIZE]

Fighting terrorism

Source: Nanos Research, RDD dual frame hybrid telephone and online random survey, September 30th to October 4th, 2020 n=1003, accurate 3.1 percentage points plus or minus, 19 times out of 20.



Methodology

Methodology

Nanos conducted an RDD dual frame (land- and cell-lines) hybrid telephone and online random survey of 1,003 Canadians between September 30th and October 4th, 2020 as part of an omnibus survey. Participants were randomly recruited by telephone using live agents and administered a survey online. The sample included both land- and cell-lines across Canada. The results were statistically checked and weighted by age and gender using the latest Census information and the sample is geographically stratified to be representative of Canada.

Individuals randomly called using random digit dialling with a maximum of five call backs.

The margin of error for a random survey of 1,003 Canadians is ± 3.1 percentage points, 19 times out of 20.

This research was sponsored by Nanos Research.

Methodology

Previous waves

Nanos conducted an RDD dual frame (land- and cell-lines) hybrid telephone and online random survey of 1,000 Canadians between February 2nd and 5th, 2019, as part of an omnibus survey. Participants were randomly recruited by telephone using live agents and administered a survey online. The sample included both land- and cell-lines across Canada. The results were statistically checked and weighted by age and gender using the latest Census information and the sample is geographically stratified to be representative of Canada. The margin of error for a random survey of 1,000 Canadians is ± 3.1 percentage points, 19 times out of 20.

Nanos conducted an RDD dual frame (land- and cell-lines) hybrid telephone and online random survey of 1,000 Canadians between July 23rd to 26th, 2017, as part of an omnibus survey. Participants were randomly recruited by telephone using live agents and administered a survey online. The sample included both land- and cell-lines across Canada. The results were statistically checked and weighted by age and gender using the latest Census information and the sample is geographically stratified to be representative of Canada. The margin of error for a random survey of 1,000 Canadians is ± 3.1 percentage points, 19 times out of 20.

A representative online random survey of 1,000 Canadians, conducted from July 5th to 9th, 2012, accurate 3.1 percentage points plus or minus, 19 times out of 20;

A national RDD dual frame (land- and cell- lines) random telephone survey of 1,013 Canadians conducted between April 6th and 9th, 2013 as part of an omnibus survey. The margin of error for a survey of 1,013 Canadians is ± 3.1 percentage points, 19 times out of 20; and,

A national RDD dual frame (land- and cell-lines) random telephone survey of 1,000 Canadians conducted between May 24th and May 28th, 2015 as part of an omnibus survey. The margin of error for a survey of 1,000 Canadians is ± 3.1 percentage points, 19 times out of 20.

A national RDD dual frame (land- and cell-lines) random telephone survey of 1,000 Canadians conducted between July 28th and August 1st, 2016, as part of an omnibus survey. The margin of error for a survey of 1,000 Canadians is ± 3.1 percentage points, 19 times out of 20.

About Nanos

Nanos is one of North America's most trusted research and strategy organizations. Our team of professionals is regularly called upon by senior executives to deliver superior intelligence and market advantage whether it be helping to chart a path forward, managing a reputation or brand risk or understanding the trends that drive success. Services range from traditional telephone surveys, through to elite in-depth interviews, online research and focus groups. Nanos clients range from Fortune 500 companies through to leading advocacy groups interested in understanding and shaping the public landscape. Whether it is understanding your brand or reputation, customer needs and satisfaction, engaging employees or testing new ads or products, Nanos provides insight you can trust.



View our brochure

Nik Nanos FMRIA

Chairman, Nanos Research Group
Ottawa (613) 234-4666 ext. 237
Washington DC (202) 697-9924
nnanos@nanosresearch.com

Richard Jenkins

Vice President, Nanos Research
Ottawa (613) 234-4666 ext. 230
rjenkins@nanosresearch.com

Technical Note

Element	Description	Element	Description
Organization who commissioned the research	Nanos Research.	Weighting of Data	The results were weighted by age and gender using the latest Census information (2016) and the sample is geographically stratified to ensure a distribution across all regions of Canada. See tables for full weighting disclosure
Final Sample Size	1003 Randomly selected individuals.	Screening	Screening ensured potential respondents did not work in the market research industry, in the advertising industry, in the media or a political party prior to administering the survey to ensure the integrity of the data.
Margin of Error	±3.1 percentage points, 19 times out of 20.	Excluded Demographics	Individuals younger than 18 years old; individuals without land or cell lines could not participate.
Mode of Survey	RDD dual frame (land- and cell-lines) hybrid random telephone and online omnibus survey	Stratification	By age and gender using the latest Census information (2016) and the sample is geographically stratified to be representative of Canada. Smaller areas such as Atlantic Canada were marginally oversampled to allow for a minimum regional sample.
Sampling Method Base	The sample included both land- and cell-lines RDD (Random Digit Dialed) across Canada.	Estimated Response Rate	10 per cent, consistent with industry norms.
Demographics (Captured)	Atlantic Canada, Quebec, Ontario, Prairies, British Columbia; Men and Women; 18 years and older. Six digit postal code was used to validate geography.	Question Order	Question order in the preceding report reflects the order in which they appeared in the original questionnaire.
Fieldwork/Validation	Live interviews with live supervision to validate work	Question Content	Topics on the omnibus ahead of the survey content included: views on political issues, views on economic issues, views on federal policies, separatism, self-isolation, future standard of living, government spending and conservation.
Number of Calls	Maximum of five call backs.	Question Wording	The questions in the preceding report are written exactly as they were asked to individuals.
Time of Calls	Individuals were called between 12-5:30 pm and 6:30-9:30pm local time for the respondent.	Survey Company	Nanos Research
Field Dates	September 30 th to October 4 th , 2020.	Contact	Contact Nanos Research for more information or with any concerns or questions. http://www.nanos.co Telephone:(613) 234-4666 ext. 237 Email: info@nanosresearch.com.
Language of Survey	The survey was conducted in both English and French.		



Tabulations

Confidential



2020-1737 – Policy Map Tracking – September OMNI– STAT SHEET

For each of the challenges, please rate their importance to you on a scale of 1 to 10, where 1 is not at all important and 10 is very important in terms of Canada’s future [RANDOMIZE]

			Region					Please select your gender		Age				
			Canada 2020-10	Atlantic	Quebec	Ontario	Prairies	British Columbia	Male	Female	18 to 34	35 to 54	55 plus	
Question - Ensuring safe communities	Total	Unwgt N	1003	96	225	319	202	161	544	459	224	403	376	
		Wgt N	1000	67	233	384	183	133	490	510	273	341	386	
		Mean	8.5	8.8	8.3	8.5	8.6	8.6	8.2	8.8	8.2	8.4	8.8	
		Median	9.0	10.0	9.0	9.0	9.0	9.0	9.0	9.0	9.0	9.0	10.0	
		Not at all important(1)	%	0.7	0.7	0.7	0.9	0.0	1.2	1.4	0.1	1.0	0.1	1.0
	2	%	0.3	0.7	0.0	0.6	0.0	0.6	0.2	0.4	0.8	0.3	0.0	
	3	%	0.8	1.5	1.1	0.6	0.4	1.0	0.9	0.7	1.0	0.4	1.0	
	4	%	1.2	1.1	2.1	1.2	0.7	0.8	2.1	0.4	2.3	1.3	0.5	
	5	%	3.9	2.7	4.4	3.8	4.6	2.9	6.0	1.8	5.7	4.2	2.3	
	6	%	4.8	3.7	2.8	4.9	6.5	5.9	5.3	4.2	4.0	6.0	4.2	
	7	%	11.4	10.7	15.4	10.0	12.2	7.3	11.8	10.9	13.1	15.5	6.4	
	8	%	18.4	10.9	22.1	18.1	18.2	16.8	20.4	16.4	19.9	21.0	15.0	
	9	%	15.4	10.3	18.0	16.7	10.6	16.6	14.3	16.5	13.3	14.5	17.8	
		Very important(10)	%	42.3	57.7	32.9	42.7	45.2	45.7	36.6	47.8	37.8	36.1	50.9
		Unsure	%	0.8	0.0	0.6	0.6	1.5	1.2	0.9	0.7	1.0	0.5	0.9

For each of the challenges, please rate their importance to you on a scale of 1 to 10, where 1 is not at all important and 10 is very important in terms of Canada’s future [RANDOMIZE]

			Region					Please select your gender		Age				
			Canada 2020-10	Atlantic	Quebec	Ontario	Prairies	British Columbia	Male	Female	18 to 34	35 to 54	55 plus	
Question - Asserting Canada’s role in international affairs	Total	Unwgt N	1003	96	225	319	202	161	544	459	224	403	376	
		Wgt N	1000	67	233	384	183	133	490	510	273	341	386	
		Mean	7.0	7.6	7.6	6.9	6.4	7.1	6.7	7.3	6.5	6.7	7.6	
		Median	7.0	7.0	8.0	7.0	7.0	7.0	7.0	8.0	7.0	7.0	8.0	
		Not at all important(1)	%	2.8	1.8	2.2	2.9	4.4	1.4	4.4	1.1	4.3	2.7	1.8
	2	%	2.8	1.9	2.2	2.9	3.8	2.5	3.4	2.1	3.9	3.0	1.7	
	3	%	3.1	0.8	2.2	4.5	3.0	1.9	3.9	2.3	3.7	4.1	1.8	
	4	%	4.5	0.0	2.3	4.8	7.4	5.5	6.2	2.8	6.3	5.7	2.0	
	5	%	11.0	8.1	7.5	10.0	19.5	9.7	13.4	8.7	14.4	10.2	9.3	
	6	%	12.1	17.7	9.0	12.0	10.4	17.3	9.5	14.7	12.9	15.5	8.6	
	7	%	16.0	24.4	13.0	16.4	15.5	16.7	17.9	14.2	17.6	18.1	13.1	
	8	%	18.5	8.4	21.3	19.9	15.4	18.6	15.0	21.8	15.7	18.7	20.2	
	9	%	12.1	5.3	15.7	12.7	10.0	10.5	9.5	14.7	7.8	7.3	19.5	
		Very important(10)	%	16.6	31.8	24.0	12.7	10.0	15.9	16.3	16.8	12.7	14.0	21.5
		Unsure	%	0.7	0.0	0.6	1.1	0.6	0.0	0.3	1.0	0.8	0.6	0.6

Nanos conducted an RDD dual frame land- and cell- lines hybrid telephone and online random survey of 1,003 Canadians, 18 years of age or older, between September 30th and October 4th, 2020. The margin of error this survey is ±3.1 percentage points, 19 times out of 20.



2020-1737 – Policy Map Tracking – September OMNI– STAT SHEET

For each of the challenges, please rate their importance to you on a scale of 1 to 10, where 1 is not at all important and 10 is very important in terms of Canada’s future [RANDOMIZE]

Question -	Total	Unwgt N	Region					Please select your gender		Age			
			Canada 2020-10	Atlantic	Quebec	Ontario	Prairies	British Columbia	Male	Female	18 to 34	35 to 54	55 plus
			Protecting our borders	1003	96	225	319	202	161	544	459	224	403
		Wgt N	1000	67	233	384	183	133	490	510	273	341	386
		Mean	8.1	8.0	8.3	8.1	7.8	7.9	7.8	8.3	7.4	8.0	8.6
		Median	9.0	9.0	9.0	9.0	8.0	9.0	8.0	9.0	8.0	8.0	9.0
	Not at all important(1)	%	2.2	3.4	0.7	2.2	1.6	4.6	2.1	2.2	3.9	1.0	1.9
	2	%	0.9	2.4	0.8	0.9	0.4	1.2	1.5	0.4	1.6	0.9	0.5
	3	%	2.7	3.8	1.2	2.3	6.2	1.5	3.6	1.9	5.2	1.8	1.9
	4	%	2.1	1.9	2.4	1.1	3.8	2.1	3.2	1.0	2.5	3.2	0.8
	5	%	6.9	6.3	7.0	6.8	8.7	4.9	7.9	5.9	8.7	8.3	4.4
	6	%	6.3	7.1	3.5	7.4	4.3	10.2	7.4	5.2	9.2	6.8	3.7
	7	%	10.6	7.8	11.9	9.9	11.6	10.7	10.2	11.1	13.1	12.3	7.4
	8	%	14.4	8.3	15.5	15.1	14.4	13.8	14.1	14.7	13.7	16.3	13.3
	9	%	13.1	9.8	14.6	14.6	12.3	9.0	10.6	15.5	8.6	12.7	16.7
	Very important(10)	%	40.3	49.4	42.2	39.2	36.3	41.3	38.8	41.7	32.9	36.3	49.1
	Unsure	%	0.4	0.0	0.3	0.6	0.4	0.6	0.4	0.4	0.4	0.5	0.4

For each of the challenges, please rate their importance to you on a scale of 1 to 10, where 1 is not at all important and 10 is very important in terms of Canada’s future [RANDOMIZE]

Question -	Total	Unwgt N	Region					Please select your gender		Age			
			Canada 2020-10	Atlantic	Quebec	Ontario	Prairies	British Columbia	Male	Female	18 to 34	35 to 54	55 plus
			Fighting terrorism	1003	96	225	319	202	161	544	459	224	403
		Wgt N	1000	67	233	384	183	133	490	510	273	341	386
		Mean	7.3	7.3	7.8	7.2	7.0	7.1	7.0	7.6	6.5	7.1	8.0
		Median	8.0	8.0	8.0	8.0	7.0	8.0	7.0	8.0	7.0	7.0	9.0
	Not at all important(1)	%	3.1	5.7	0.3	4.3	3.0	3.2	4.3	2.0	5.8	2.4	1.8
	2	%	2.6	2.3	1.4	2.5	5.2	1.6	2.6	2.6	2.9	3.9	1.3
	3	%	3.2	2.5	2.7	3.1	3.2	4.9	3.3	3.2	6.5	1.8	2.2
	4	%	5.6	3.9	4.8	4.8	7.3	8.3	6.9	4.4	9.6	5.5	3.0
	5	%	8.4	10.7	7.3	6.9	11.0	9.7	10.1	6.7	9.2	9.9	6.5
	6	%	10.2	7.4	5.6	13.8	10.6	9.1	9.9	10.5	11.0	12.1	8.0
	7	%	14.2	10.6	19.1	13.1	13.3	11.5	15.0	13.3	15.8	16.8	10.6
	8	%	13.3	12.9	16.9	12.5	10.7	13.0	13.1	13.5	10.0	15.1	14.1
	9	%	9.9	13.8	9.8	10.6	7.7	9.1	7.5	12.2	8.5	8.8	11.8
	Very important(10)	%	28.8	29.5	31.8	28.0	27.1	27.8	26.5	31.0	20.2	23.1	40.0
	Unsure	%	0.6	0.7	0.3	0.3	0.9	1.8	0.7	0.6	0.6	0.6	0.6

Nanos conducted an RDD dual frame land- and cell- lines hybrid telephone and online random survey of 1,003 Canadians, 18 years of age or older, between September 30th and October 4th, 2020. The margin of error this survey is ±3.1 percentage points, 19 times out of 20.



2020-1737 – Policy Map Tracking – September OMNI– STAT SHEET

For each of the challenges, are you confident, somewhat confident, somewhat not confident or not confident in our ability as a nation to find solutions? [RANDOMIZE]

			Region					Please select your gender		Age			
			Canada 2020-10	Atlantic	Quebec	Ontario	Prairies	British Columbia	Male	Female	18 to 34	35 to 54	55 plus
Question - Ensuring safe communities	Total	Unwgt N	1003	96	225	319	202	161	544	459	224	403	376
		Wgt N	1000	67	233	384	183	133	490	510	273	341	386
	Confident	%	14.2	21.2	14.0	13.7	10.6	17.0	14.8	13.6	16.2	14.4	12.5
	Somewhat confident	%	48.9	53.3	50.0	47.5	51.0	45.9	49.7	48.2	48.4	50.7	47.7
	Somewhat not confident	%	23.5	14.5	26.4	23.9	22.8	22.4	20.3	26.5	23.1	19.4	27.3
	Not confident	%	10.3	8.9	5.0	12.6	12.2	11.6	13.2	7.6	8.0	12.0	10.5
	Unsure	%	3.1	2.0	4.6	2.3	3.3	3.2	2.0	4.2	4.3	3.5	2.0

For each of the challenges, are you confident, somewhat confident, somewhat not confident or not confident in our ability as a nation to find solutions? [RANDOMIZE]

			Region					Please select your gender		Age			
			Canada 2020-10	Atlantic	Quebec	Ontario	Prairies	British Columbia	Male	Female	18 to 34	35 to 54	55 plus
Question - Asserting Canada's role in international affairs	Total	Unwgt N	1003	96	225	319	202	161	544	459	224	403	376
		Wgt N	1000	67	233	384	183	133	490	510	273	341	386
	Confident	%	9.8	12.6	10.7	9.8	8.4	8.6	8.9	10.6	9.7	9.2	10.4
	Somewhat confident	%	40.1	42.7	41.3	41.2	35.2	40.1	34.5	45.4	36.8	41.4	41.2
	Somewhat not confident	%	29.1	32.5	35.5	27.3	25.3	26.4	31.7	26.6	31.4	25.9	30.2
	Not confident	%	15.3	8.5	7.8	16.6	23.5	17.3	21.1	9.9	12.1	17.5	15.7
	Unsure	%	5.7	3.6	4.6	5.1	7.7	7.7	3.9	7.5	9.9	5.9	2.5

For each of the challenges, are you confident, somewhat confident, somewhat not confident or not confident in our ability as a nation to find solutions? [RANDOMIZE]

			Region					Please select your gender		Age			
			Canada 2020-10	Atlantic	Quebec	Ontario	Prairies	British Columbia	Male	Female	18 to 34	35 to 54	55 plus
Question - Protecting our borders	Total	Unwgt N	1003	96	225	319	202	161	544	459	224	403	376
		Wgt N	1000	67	233	384	183	133	490	510	273	341	386
	Confident	%	19.3	25.8	16.4	16.9	22.8	23.4	17.6	21.0	21.5	21.8	15.6
	Somewhat confident	%	42.7	46.6	46.1	43.2	38.6	39.2	38.8	46.5	41.2	42.9	43.5
	Somewhat not confident	%	21.4	17.1	25.7	21.3	17.7	21.3	24.6	18.4	19.2	16.8	27.0
	Not confident	%	13.7	6.3	9.8	15.3	18.6	12.5	17.7	9.8	14.1	15.9	11.4
	Unsure	%	2.9	4.2	1.9	3.3	2.3	3.6	1.3	4.4	3.9	2.6	2.5

Nanos conducted an RDD dual frame land- and cell- lines hybrid telephone and online random survey of 1,003 Canadians, 18 years of age or older, between September 30th and October 4th, 2020. The margin of error this survey is ±3.1 percentage points, 19 times out of 20.



2020-1737 – Policy Map Tracking – September OMNI– STAT SHEET

For each of the challenges, are you confident, somewhat confident, somewhat not confident or not confident in our ability as a nation to find solutions? [RANDOMIZE]

			Region					Please select your gender		Age			
			Canada 2020-10	Atlantic	Quebec	Ontario	Prairies	British Columbia	Male	Female	18 to 34	35 to 54	55 plus
Question - Fighting terrorism	Total	Unwgt N	1003	96	225	319	202	161	544	459	224	403	376
		Wgt N	1000	67	233	384	183	133	490	510	273	341	386
	Confident	%	13.4	22.2	11.7	10.8	15.9	15.8	13.3	13.5	16.8	12.1	12.1
	Somewhat confident	%	43.3	44.8	49.7	45.9	34.7	35.6	39.7	46.8	46.2	41.8	42.5
	Somewhat not confident	%	22.4	17.5	27.0	21.5	20.3	22.2	24.3	20.5	17.2	24.5	24.2
	Not confident	%	13.5	9.8	6.1	16.4	16.4	16.0	17.0	10.1	10.4	14.6	14.7
	Unsure	%	7.4	5.7	5.5	5.4	12.6	10.5	5.7	9.1	9.3	7.0	6.5

Nanos conducted an RDD dual frame land- and cell- lines hybrid telephone and online random survey of 1,003 Canadians, 18 years of age or older, between September 30th and October 4th, 2020. The margin of error this survey is ±3.1 percentage points, 19 times out of 20.