


Canadians are five times more likely to support than oppose Canada's current prostitution legislation

LAWC| National Survey

Conducted by Nanos for London Abused Women's Centre, July 2020
Submission 2020-1689



SUMMARY



Canadians rate
their support
for Canada's
prostitution
legislation a
5.2 out of 7

Canadians are five times as likely to support than oppose Canada's prostitution legislation, which does not criminalize women and others who sell sex, but makes makes pimping, trafficking, buying sex and brothel ownership/operation illegal. A majority of Canadians agree that provincial and federal government should provide appropriate funding to organizations working with women in prostitution to provide long-term counselling and support services.


- **Canadians most frequently think forcing someone to sell sex or all aspects of prostitution are illegal** – Asked which aspects of prostitution are illegal in Canada, 47 per cent of Canadians say forcing someone to sell sex, followed by 43 per cent who say all the listed aspects, a third each who say owner operators of brothels (33%) or buying sex (33%), and seven per cent who say selling sex. Eight per cent reported they are unsure, and one percent said none of these are illegal.
- **Canadians most frequently report supporting the equality model where selling sex is legal but other aspects are not** – Just under half of Canadians (46%) support the equality model approach to prostitution, where those selling sex are not prosecuted and selling sex is legal but trafficking, pimping, brothel owner-operators and sex buyers are criminalized, while almost one quarter (24%) support prostitution as a legal profession, where there are no laws against prostitution including against pimps, brothel owner-operators, sex buyers and those selling sex. Sixteen per cent of Canadians support making prostitution illegal and criminalizing all those involved in selling sexual services. Fourteen per cent are unsure.
- **Canadians are more likely to support rather than oppose Canada's prostitution regulation** – Asked to score their support for Canada's prostitution legislation, called the Protection of Communities and Exploited Persons Act (also known as Bill C36), which recognizes the inherent risks of violence and exploitation to those who engage in prostitution on a scale of seven strongly support to one strongly support, 49 per cent of Canadians support the law, which does not criminalize women and others for selling their own sexual services but makes pimping, trafficking, buying sex and brothel ownership/operation illegal (a rating of six or seven). Thirty per cent of Canadians gave a neutral rating ranging from three to five, while 11 per cent oppose the legislation rating it a one or two. Ten per cent are unsure.

SUMMARY

Six in ten Canadians agree that provincial and federal governments should provide appropriate funding to organizations working with women in prostitution

- **Canadians are divided on whether prostitution is a form of male violence against women** – Asked to rate their agreement with a series of statements on a scale from one, strongly disagree, to seven, strongly agree, 41 per cent of Canadians give a neutral score (three four or five) to the statement prostitution is a form of male violence against women, while 27 per cent say they disagree (rating of one or two) and 33 per cent agree (rating of seven or six) that prostitution is a form of male violence against women. Six per cent are unsure. Men (score of 3.2 out of 7) are more likely to disagree with this than women (4.4 out of 7).
- **A majority of Canadians agree that provincial and federal governments should provide appropriate funding to organizations working with women in prostitution** – Sixty-one per cent of Canadians agree (rating of six or seven out of seven on a scale from one strongly disagree to seven strongly agree) that provincial and federal governments should provide appropriate funding to organizations working with women in prostitution to provide long-term counselling or support services. Twenty-eight per cent give a neutral score ranging from three to five out seven, and eight per cent disagree with the statement (score of one or two). Four per cent are unsure.
- **Canadians are four times more likely to agree than to disagree that women and people in prostitution would not choose to sell sexual services if they had viable alternatives** – On a scale from one strongly disagree to seven strongly agree, forty-three per cent of Canadians agree (score of six or seven) that if most women and people in prostitution had viable economic alternatives, they would not choose to sell sexual services. Thirty-eight per cent of Canadians give this statement a neutral score ranging from three to five out of seven and ten per cent disagree. Nine per cent are unsure.
- **Canadians are five times more likely to say they disagree rather than agree that they are ok with a family member paying for sexual services** – Asked their agreement with being ok with a family member paying for sexual services on a scale from one strongly disagree to seven strongly agree, half of Canadians (51%) disagree (a score of one or two out of seven), while 29 per cent gave a neutral score (three to five) and 12 per cent agreed with the statement. Eight per cent were unsure. Canadians aged 55 plus (2.5 out of 7) and women (2.2 out of 7) are more likely to disagree with this than Canadians aged 18 to 34 (score of 3.2 out of 7) and men (score of 3.4 out of 7).

SUMMARY



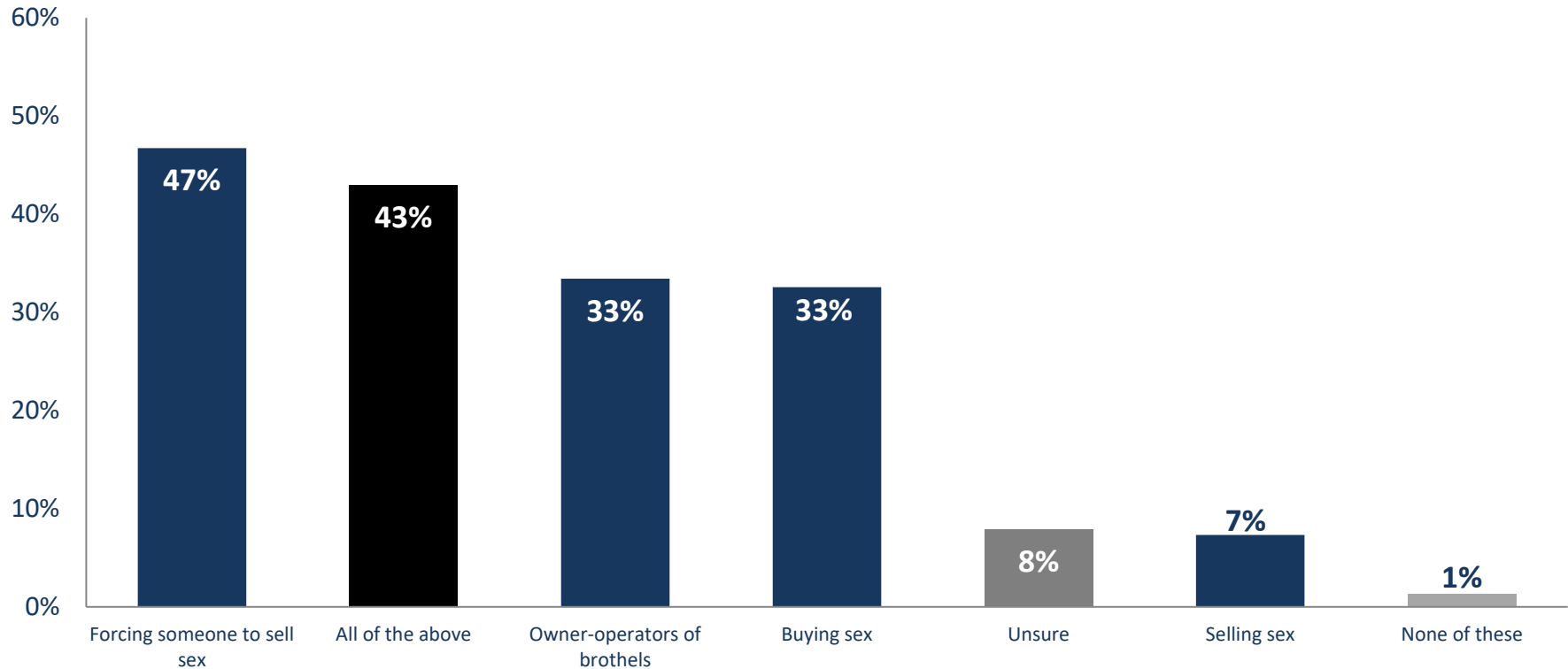
Canadians are more than two and a half times as likely to oppose prostitution as a legal profession than to support it

- **Canadians are more than twice as likely to oppose prostitution as a legal profession with all activities around prostitution being legal than to support it** – Asked to rate their support for prostitution as a legal profession with all activities around prostitution including buying sex, selling sex, pimping, brothel ownership and operation being legal on a scale from one, strongly oppose, to seven, strongly support, 45 per cent of Canadians oppose this (score of one or two), while 32 per cent are neutral (score of three to five) and 17 per cent support (score of seven or six). Six per cent are unsure. Canadians aged 55 plus (2.9 out of 7) and women (2.8 out of 7) are more likely to oppose this Canadians aged 18 to 34 (score of 3.6 out of 7) and men (score of 3.5 out of 7).
- **Canadians most often state prostitution is exploitation/dangerous and pimping and brothels should be illegal, but prostitution should be legal as top reasons for supporting or opposing prostitution as a legal profession** – Asked why they feel this way regarding level of support or opposition for prostitution as a legal profession with all activities around prostitution including buying sex, selling sex, pimping, brothel ownership and operation being legal, Canadians who opposed stated prostitution is exploitation and/or dangerous (34%), while Canadians who supported prostitution as a legal profession most often said that legalization can make it safer and/or easier to control (44%).

These observations are based on an RDD dual frame (land- and cell-lines) hybrid telephone and online random survey of 1,094 Canadians, 18 years of age or older, between July 26th and 30th, 2020 as part of an omnibus survey. The margin of error for this survey is ± 3.0 percentage points, 19 times out of 20.

This study was commissioned by the London Abused Women's Centre and the research was conducted by Nanos Research.

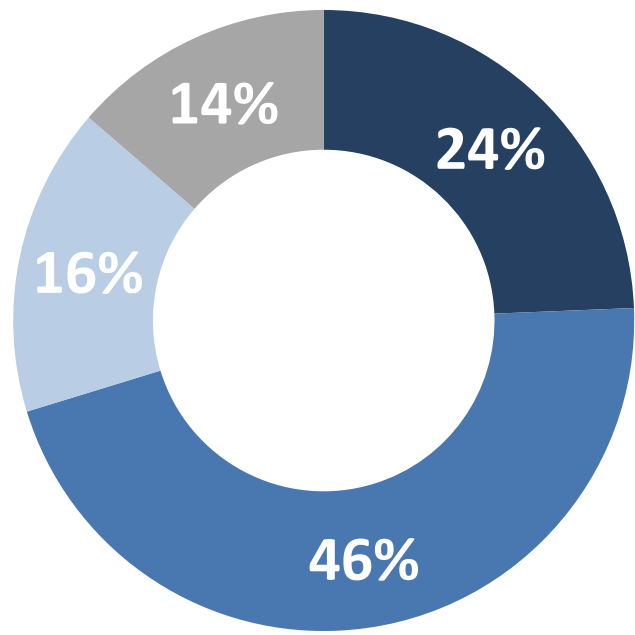
Illegal activities in Canada related to prostitution



QUESTION – As you may know, some aspects of prostitution are illegal in Canada. To the best of your knowledge, which of the following are illegal in Canada? Select all that apply. [RANDOMIZE]

*Based on multiple mentions

Preferred legal approach on prostitution



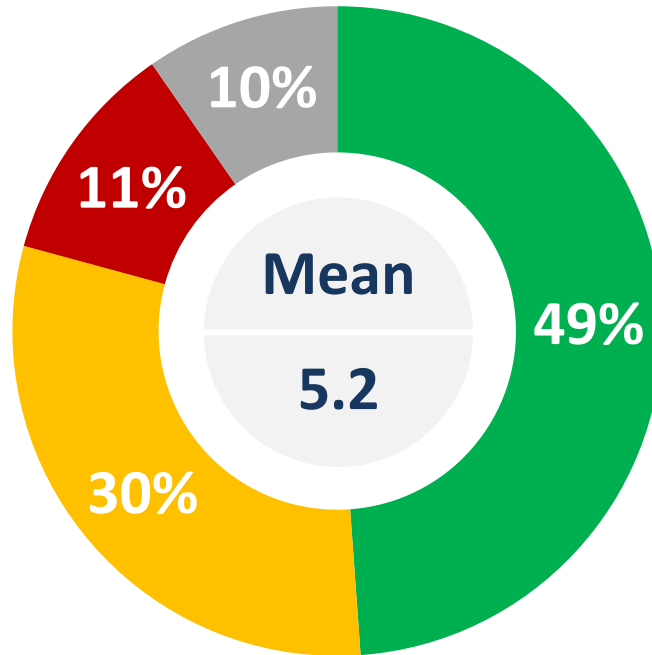
- Prostitution as a legal profession: There are no laws against prostitution including against pimps, brothel owner-operators, sex buyers and those selling sex. Prostitution is considered to be a profession/work/job like all other jobs
- Equality Model: Those selling sex are NOT prosecuted. Selling sex is legal BUT, trafficking, pimping, brothel owner-operators and sex buyers are criminalized
- Prostitution is illegal and all those involved in selling sexual services are criminalized
- Unsure

	Equality model
Atlantic (n=105)	47.3%
Quebec (n=251)	47.0%
Ontario (n=364)	47.4%
Prairies (n=216)	43.1%
British Columbia (n=158)	42.8%
Male (n=557)	44.9%
Female (n=537)	46.8%
18 to 34 (n=277)	42.4%
35 to 54 (n=433)	48.4%
55 plus (n=384)	46.2%

*Weighted to the true population proportion.
 *Charts may not add up to 100 due to rounding.

QUESTION – Countries have responded to prostitution in different ways. Which of the following approaches would you support most [RANDOMIZE]

Support for current legislation



■ Support (6-7) ■ Neutral (3-5) ■ Oppose (1-2) ■ Unsure

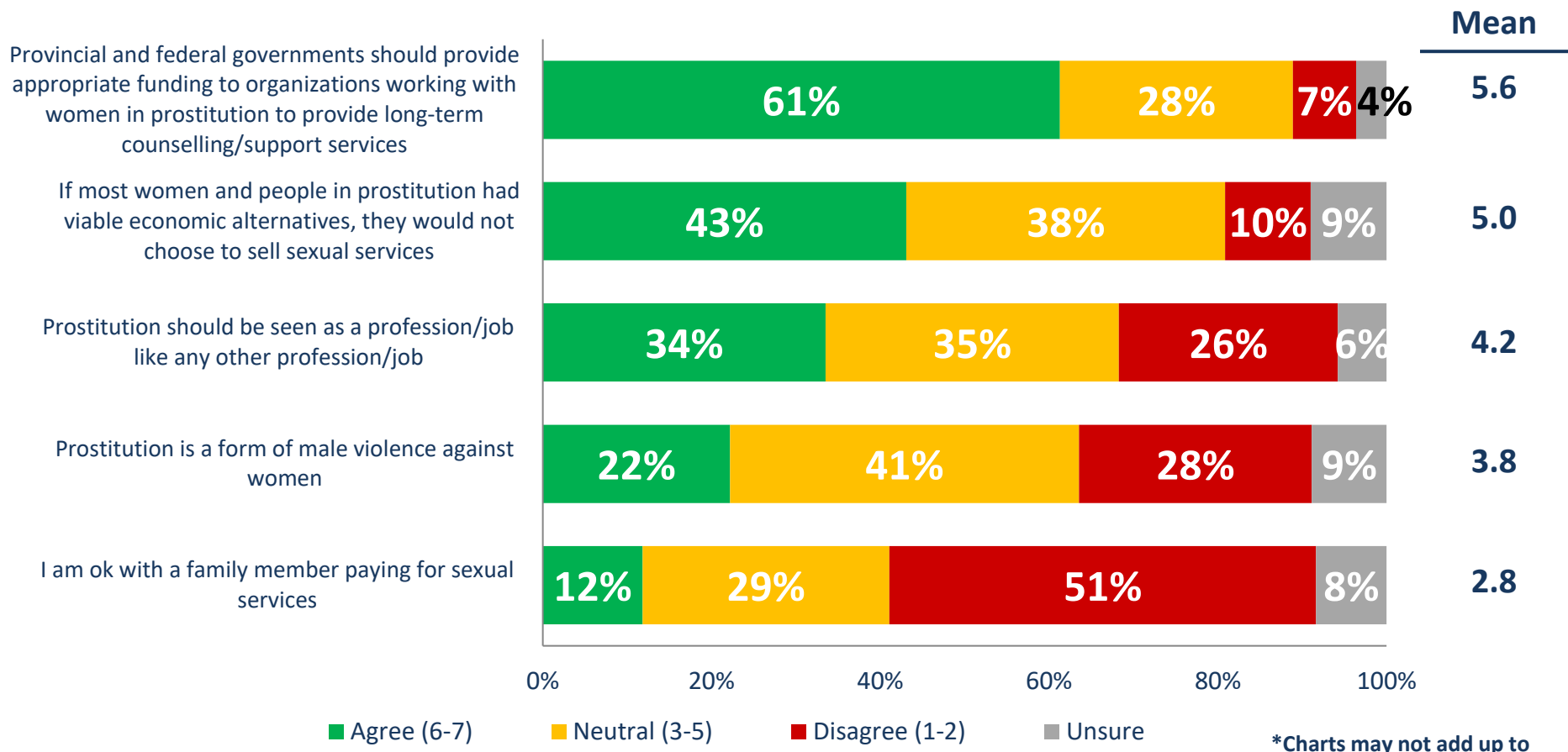
Mean
5.2

	Mean
Atlantic (n=105)	5.1
Quebec (n=251)	5.4
Ontario (n=364)	5.3
Prairies (n=216)	4.8
British Columbia (n=158)	5.1
Male (n=557)	5.1
Female (n=537)	5.3
18 to 34 (n=277)	5.0
35 to 54 (n=433)	5.2
55 plus (n=384)	5.3

*Weighted to the true population proportion.
*Charts may not add up to 100 due to rounding.

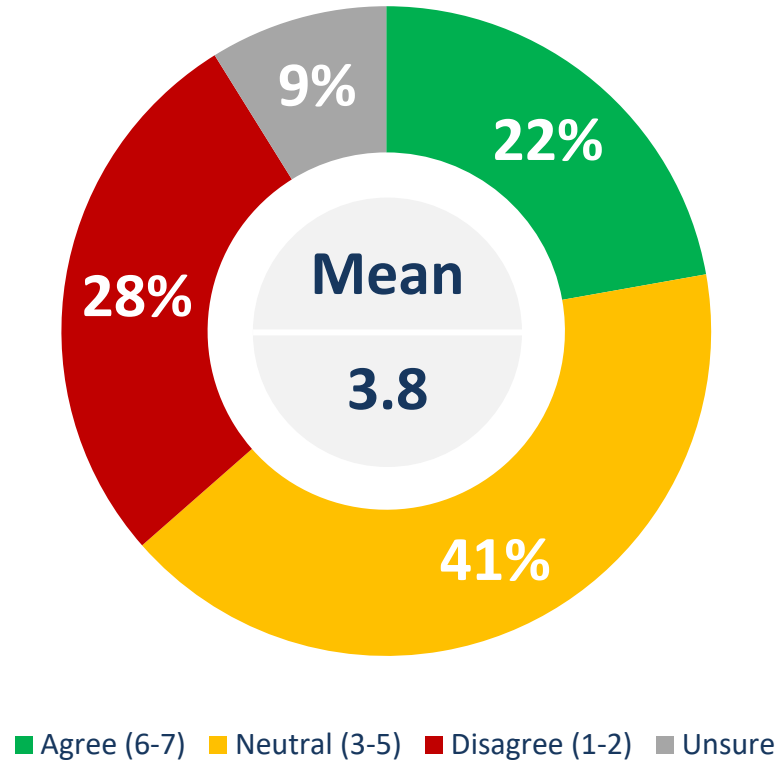
QUESTION – Canada’s prostitution legislation, called the Protection of Communities and Exploited Persons Act (also known as Bill C36), recognizes the inherent risks of violence and exploitation to those who engage in prostitution. The law does NOT criminalize women and others for selling their own sexual services but makes pimping, trafficking, buying sex and brothel ownership/operation illegal. How much support or opposition do you have for this legislation? Where 7 is strongly support and 1 is strongly oppose.

Views on prostitution



QUESTION – To what extent would you agree or disagree with the following statements where 7 is strongly agree and 1 is strongly disagree. [RANDOMIZE STATEMENTS Q4 to Q8]

Prostitution as a form of male violence



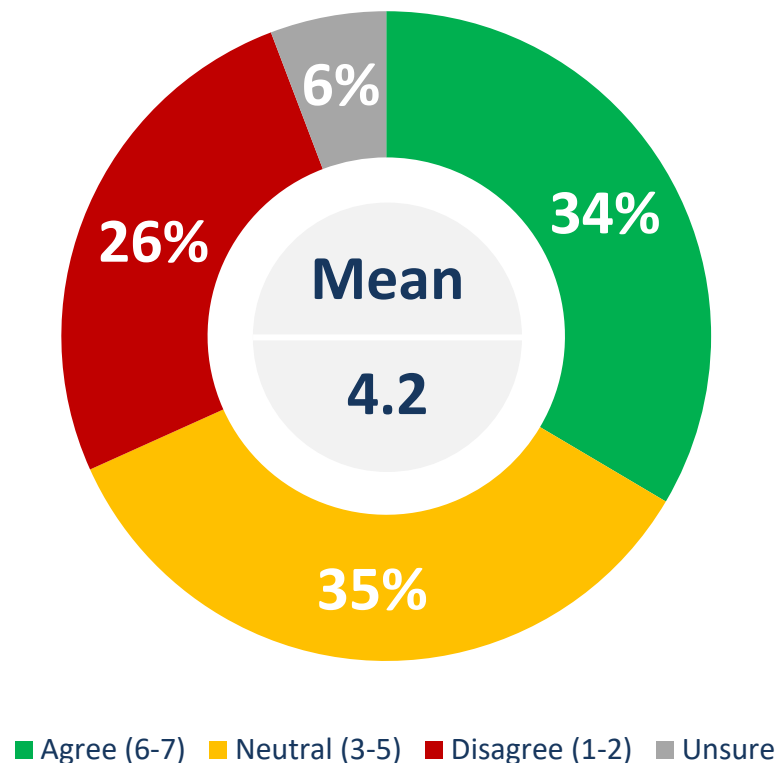
	Mean
Atlantic (n=105)	4.0
Quebec (n=251)	4.0
Ontario (n=364)	3.8
Prairies (n=216)	3.7
British Columbia (n=158)	3.8
Male (n=557)	3.2
Female (n=537)	4.4
18 to 34 (n=277)	3.6
35 to 54 (n=433)	3.9
55 plus (n=384)	4.0

*Weighted to the true population proportion.
*Charts may not add up to 100 due to rounding.

QUESTION – To what extent would you agree or disagree with the following statements where 7 is strongly agree and 1 is strongly disagree. [RANDOMIZE STATEMENTS Q4 to Q8]

Prostitution is a form of male violence against women

Prostitution as a profession



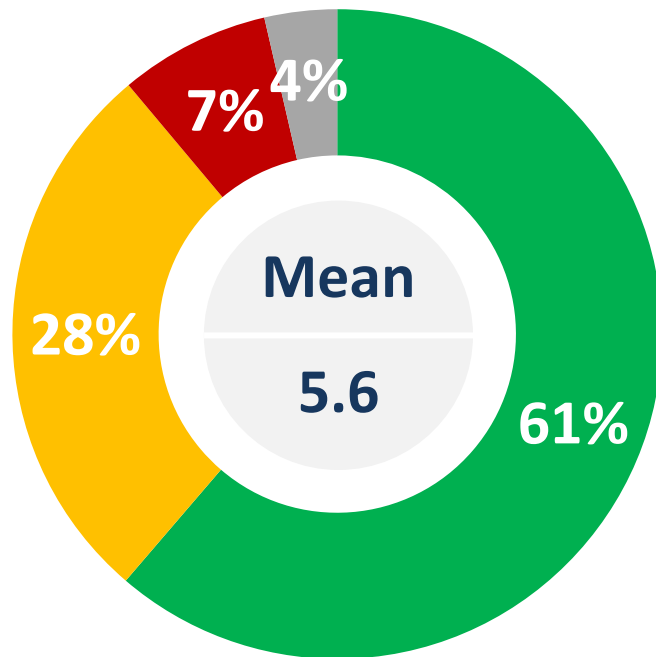
	Mean
Atlantic (n=105)	3.9
Quebec (n=251)	4.3
Ontario (n=364)	4.2
Prairies (n=216)	4.0
British Columbia (n=158)	4.6
Male (n=557)	4.6
Female (n=537)	3.9
18 to 34 (n=277)	4.4
35 to 54 (n=433)	4.3
55 plus (n=384)	4.1

*Weighted to the true population proportion.
*Charts may not add up to 100 due to rounding.

QUESTION – To what extent would you agree or disagree with the following statements where 7 is strongly agree and 1 is strongly disagree. [RANDOMIZE STATEMENTS Q4 to Q8]

Prostitution should be seen as a profession/job like any other profession/job

Government support of organisations working with prostituted women and persons



■ Agree (6-7) ■ Neutral (3-5) ■ Disagree (1-2) ■ Unsure

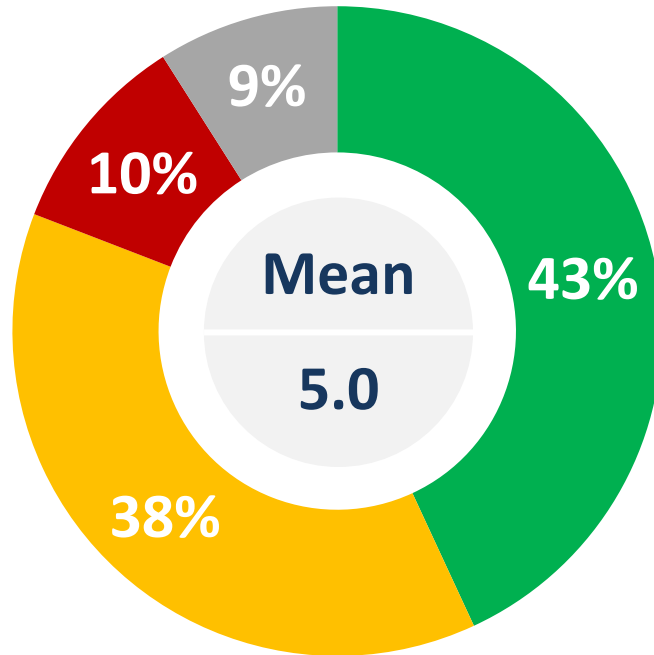
	Mean
Atlantic (n=105)	6.0
Quebec (n=251)	5.8
Ontario (n=364)	5.6
Prairies (n=216)	5.2
British Columbia (n=158)	5.7
Male (n=557)	5.4
Female (n=537)	5.8
18 to 34 (n=277)	5.6
35 to 54 (n=433)	5.7
55 plus (n=384)	5.6

*Weighted to the true population proportion.
*Charts may not add up to 100 due to rounding.

QUESTION – To what extent would you agree or disagree with the following statements where 7 is strongly agree and 1 is strongly disagree. [RANDOMIZE STATEMENTS Q4 to Q8]

Provincial and federal governments should provide appropriate funding to organizations working with women in prostitution to provide long-term counselling/support services

Alternatives to prostitution



■ Agree (6-7) ■ Neutral (3-5) ■ Disagree (1-2) ■ Unsure

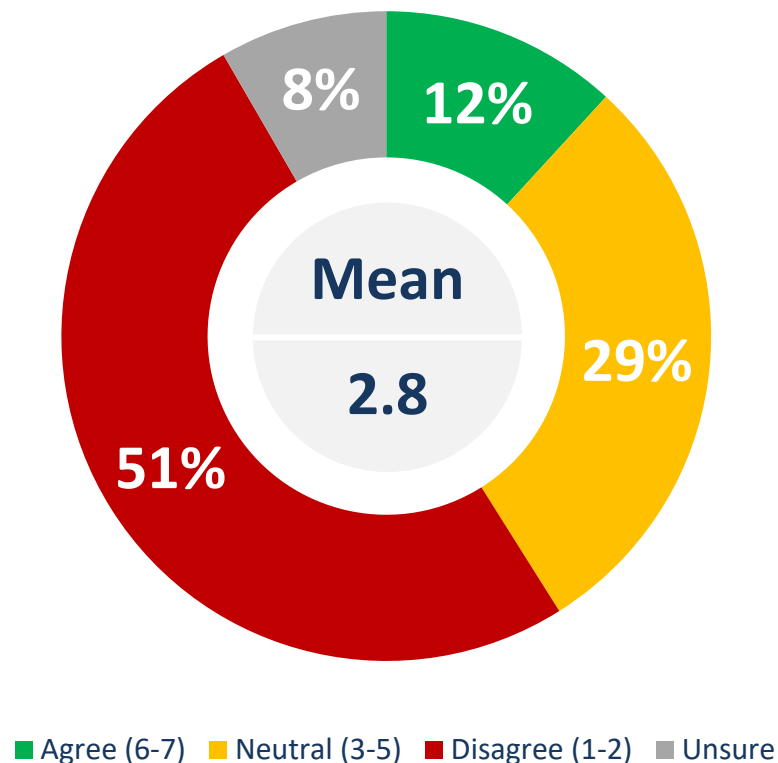
	Mean
Atlantic (n=105)	5.0
Quebec (n=251)	5.0
Ontario (n=364)	5.1
Prairies (n=216)	4.8
British Columbia (n=158)	5.0
Male (n=557)	4.9
Female (n=537)	5.2
18 to 34 (n=277)	4.9
35 to 54 (n=433)	5.1
55 plus (n=384)	5.1

*Weighted to the true population proportion.
*Charts may not add up to 100 due to rounding.

QUESTION – To what extent would you agree or disagree with the following statements where 7 is strongly agree and 1 is strongly disagree. [RANDOMIZE STATEMENTS Q4 to Q8]

If most women and people in prostitution had viable economic alternatives, they would not choose to sell sexual services

Views on a family member paying for sexual services



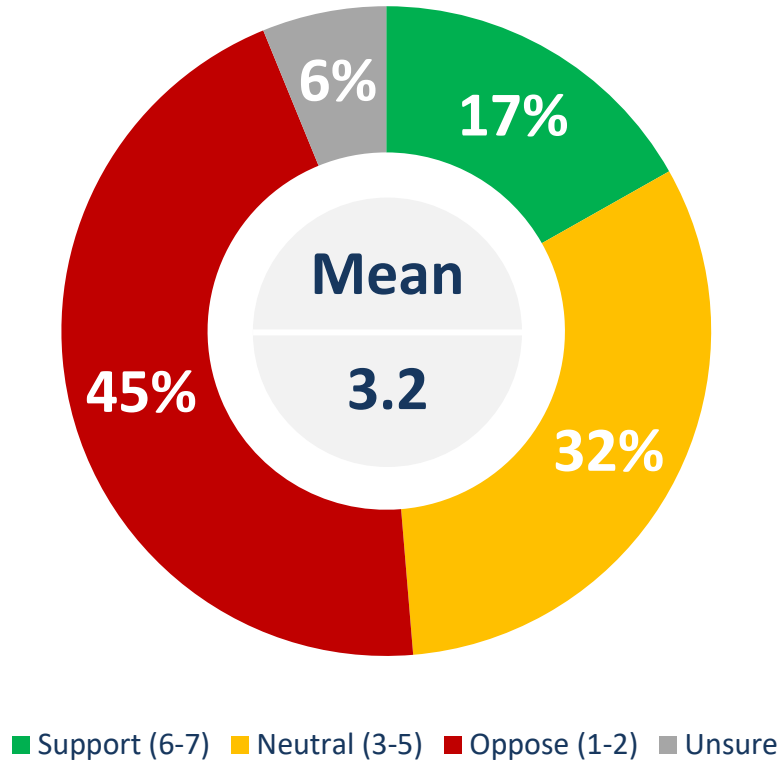
	Mean
Atlantic (n=105)	2.7
Quebec (n=251)	2.9
Ontario (n=364)	2.6
Prairies (n=216)	2.6
British Columbia (n=158)	3.0
Male (n=557)	3.4
Female (n=537)	2.2
18 to 34 (n=277)	3.2
35 to 54 (n=433)	2.8
55 plus (n=384)	2.5

*Weighted to the true population proportion.
 *Charts may not add up to 100 due to rounding.

QUESTION – To what extent would you agree or disagree with the following statements where 7 is strongly agree and 1 is strongly disagree. [RANDOMIZE STATEMENTS Q4 to Q8]

I am ok with a family member paying for sexual services

Support for a prostitution as a legal profession with all activities being legal



	Mean
Atlantic (n=105)	3.0
Quebec (n=251)	3.3
Ontario (n=364)	3.0
Prairies (n=216)	3.0
British Columbia (n=158)	3.6
Male (n=557)	3.5
Female (n=537)	2.8
18 to 34 (n=277)	3.6
35 to 54 (n=433)	3.1
55 plus (n=384)	2.9

*Weighted to the true population proportion.
*Charts may not add up to 100 due to rounding.

QUESTION – To what extent do you support prostitution as a legal profession with all activities around prostitution including buying sex, selling sex, pimping, brothel ownership/operation being legal?

Opinions on prostitution



Top Mentions	All with an opinion (n=795)	Oppose prostitution as a legal profession with all activities being legal including buying sex, selling sex, pimping, and brothel ownership/operation (1-2) (n=386)	Neutral (3-5) (n=258)	Support prostitution as a legal profession with all activities being legal including buying sex, selling sex, pimping, and brothel ownership/operation (6-7) (n=151)
Prostitution is exploitation/dangerous	18.6%	33.7%	6.6%	0.7%
Pimping and brothels should be illegal, but prostitution should be legal	17.7%	19.7%	21.3%	6.6%
Legalization can make it safer/easier to control	16.6%	2.1%	22.1%	44.4%
It is morally wrong	10.9%	20.7%	2.7%	0.0%
Their body, their choice	8.9%	3.9%	12.8%	15.2%
Prostitution is one of the oldest professions in the world and/or will always exist	8.9%	0.8%	13.2%	22.5%
People in prostitution are usually forced and/or doing it due to mental health/substance abuse issues	3.5%	5.7%	2.3%	-
Pimping should be illegal, but prostitution and brothels should be legal	2.4%	2.3%	2.3%	2.6%
If they had the option of other jobs, they would not be in prostitution	1.9%	2.3%	2.3%	-
Not a profession	0.6%	1.3%	-	-

QUESTION – Why do you feel this way? [OPEN]

METHODOLOGY



Nanos conducted an RDD dual frame (land- and cell-lines) hybrid telephone and online random survey of 1,094 Canadians, 18 years of age or older, between July 26th and 30th, 2020 as part of an omnibus survey. Participants were randomly recruited by telephone using live agents and administered a survey online. The results were statistically checked and weighted by age and gender using the latest Census information and the sample is geographically stratified to be representative of Canada.

Individuals were randomly called using random digit dialling with a maximum of five call backs.

The margin of error for this survey is ± 3.0 percentage points, 19 times out of 20.

The research was commissioned by The London Abused Women's Centre and was conducted by Nanos Research.

Note: Charts may not add up to 100 due to rounding.

TECHNICAL NOTE



Element	Description
Research sponsor	London Abused Women's Centre
Population and Final Sample Size	1094 Randomly selected individuals.
Source of Sample	Nanos Panel
Type of Sample	Probability
Margin of Error	±3.0 percentage points, 19 times out of 20.
Mode of Survey	RDD dual frame (land- and cell-lines) hybrid telephone and online omnibus survey
Sampling Method Base	The sample included both land- and cell-lines RDD (Random Digit Dialed) across Canada.
Demographics (Captured)	Atlantic Canada, Quebec, Ontario, Prairies, British Columbia; Men and Women; 18 years and older. Six digit postal code was used to validate geography.
Fieldwork/Validation	Individuals were recruited using live interviews with live supervision to validate work, the research questions were administered online
Number of Calls	Maximum of five call backs to those recruited.
Time of Calls	Individuals recruited were called between 12-5:30 pm and 6:30-9:30pm local time for the respondent.
Field Dates	July 26 th to 30 th , 2020.
Language of Survey	The survey was conducted in both English and French.
Standards	Nanos Research is a member of the Canadian Research Insights Council (CRIC) and confirms that this research fully complies with all CRIC Standards including the CRIC Public Opinion Research Standards and Disclosure Requirements. https://canadianresearchinsightscouncil.ca/standards/

Element	Description
Weighting of Data	The results were weighted by age and gender using the latest Census information (2016) and the sample is geographically stratified to ensure a distribution across all regions of Canada. See tables for full weighting disclosure
Screening	Screening ensured potential respondents did not work in the market research industry, in the advertising industry, in the media or a political party prior to administering the survey to ensure the integrity of the data.
Excluded Demographics	Individuals younger than 18 years old; individuals without land or cell lines, and individuals without internet access could not participate.
Stratification	By age and gender using the latest Census information (2016) and the sample is geographically stratified to be representative of Canada. Smaller areas such as Atlantic Canada were marginally oversampled to allow for a minimum regional sample.
Estimated Response Rate	Nine percent, consistent with industry norms.
Question Order	Question order in the preceding report reflects the order in which they appeared in the original questionnaire.
Question Content	Topics on the omnibus ahead of the survey content included: views on political issues, views on economic issues, views on the WE controversy, the US-Canada border, Covid-19, the dairy industry, homelessness and fishing.
Question Wording	The questions in the preceding report are written exactly as they were asked to individuals.
Research/Data Collection Supplier	Nanos Research
Contact	Contact Nanos Research for more information or with any concerns or questions. http://www.nanos.co Telephone:(613) 234-4666 ext. 237 Email: info@nanosresearch.com .



As one of North America's premier market and public opinion research firms, we put strategic intelligence into the hands of decision makers. The majority of our work is for private sector and public facing organizations and ranges from market studies, managing reputation through to leveraging data intelligence. Nanos Research offers a vertically integrated full service quantitative and qualitative research practice to attain the highest standards and the greatest control over the research process.

www.nanos.co

nanos dimap analytika



This international joint venture between [dimap](http://www.dimap.com) and [Nanos](http://www.nanos.co) brings together top research and data experts from North American and Europe to deliver exceptional data intelligence to clients. The team offers data intelligence services ranging from demographic and sentiment microtargeting; consumer sentiment identification and decision conversion; and, data analytics and profiling for consumer persuasion.

www.nanosdimap.com

NANOS RUTHERFORD MCKAY & Co.

NRM is an affiliate of Nanos Research and Rutherford McKay Associates. Our service offerings are based on decades of professional experience and extensive research and include public acceptance and engagement, communications audits, and narrative development. www.nrmpublicaffairs.com

TABULATIONS





2020-1689 – LAWC – Views on Prostitution – STAT SHEET

			Region						Gender		Age		
			Canada 2020-07	Atlantic	Quebec	Ontario	Prairies	British Columbia	Male	Female	18 to 34	35 to 54	55 plus
Question - As you may know, some aspects of prostitution are illegal in Canada. To the best of your knowledge, which of the following are illegal in Canada? Select all that apply. [RANDOMIZE]	Total	Unwgt N	1094	105	251	364	216	158	557	537	277	433	384
		Wgt N	1000	67	233	384	183	133	490	510	273	341	386
	Buying sex	%	32.6	30.5	31.8	31.0	31.0	41.6	37.5	27.8	38.4	33.5	27.6
	Forcing someone to sell sex	%	46.7	40.3	46.2	45.9	42.7	58.9	52.2	41.4	53.5	46.1	42.5
	Owner-operators of brothels	%	33.4	28.7	34.7	32.2	28.1	44.4	39.3	27.8	38.0	33.2	30.4
	Selling sex	%	7.3	4.4	11.8	6.6	5.1	6.0	6.1	8.5	9.0	5.7	7.6
	All of the above	%	42.9	44.5	49.9	41.4	47.3	28.6	39.1	46.7	37.0	47.3	43.3
	None of these	%	1.3	1.9	0.0	2.1	0.9	1.1	1.6	1.0	0.6	0.7	2.2
	Unsure	%	7.9	11.7	3.6	9.0	8.2	9.7	6.0	9.6	7.0	5.2	10.8

*Multifrequency question grouped by respondents. Values are based on the percentage of positive responses to a specific relation (columns exceed 100 percent)

			Region						Gender		Age		
			Canada 2020-07	Atlantic	Quebec	Ontario	Prairies	British Columbia	Male	Female	18 to 34	35 to 54	55 plus
Question - As you may know, some aspects of prostitution are illegal in Canada. To the best of your knowledge, which of the following are illegal in Canada? Select all that apply. [RANDOMIZE]	Total	Unwgt N	1896	175	444	616	359	302	1019	877	511	747	638
		Wgt N	1721	109	415	646	299	253	891	830	501	586	634
	Buying sex	%	18.9	18.8	17.9	18.4	19.0	21.9	20.6	17.1	20.9	19.5	16.8
	Forcing someone to sell sex	%	27.1	24.9	26.0	27.3	26.1	31.0	28.7	25.5	29.2	26.8	25.8
	Owner-operators of brothels	%	19.4	17.7	19.5	19.1	17.2	23.3	21.6	17.1	20.7	19.3	18.5
	Selling sex	%	4.3	2.7	6.6	3.9	3.1	3.1	3.3	5.2	4.9	3.3	4.6
	All of the above	%	25.0	27.4	28.0	24.6	29.0	15.0	21.5	28.7	20.1	27.6	26.3
	None of these	%	0.7	1.2	0.0	1.3	0.5	0.6	0.9	0.6	0.3	0.4	1.4
	Unsure	%	4.6	7.2	2.0	5.3	5.0	5.1	3.3	5.9	3.8	3.0	6.6

*Multifrequency question grouped by responses. Values are based on the proportion a relation represents of all responses (columns add up to 100 percent).

Nanos conducted an RDD dual frame (land- and cell- lines) hybrid telephone and online random survey of 1,094 Canadians, 18 years of age or older, between July 26th and 30th, 2020. The margin of error this survey is ±3.0 percentage points, 19 times out of 20.



2020-1689 – LAWC – Views on Prostitution – STAT SHEET

			Region						Gender		Age			
			Canada 2020-07	Atlantic	Quebec	Ontario	Prairies	British Columbia	Male	Female	18 to 34	35 to 54	55 plus	
Question - Countries have responded to prostitution in different ways. Which of the following approaches would you support most [RANDOMIZE]	Total	Unwgt N	1094	105	251	364	216	158	557	537	277	433	384	
		Wgt N	1000	67	233	384	183	133	490	510	273	341	386	
	Prostitution as a legal profession: There are no laws against prostitution including against pimps, brothel owner-operators sex buyers and those selling sex. Prostitution is considered to be a profession/work/job like all other jobs	%		24.4	19.7	23.1	24.3	22.5	31.6	30.6	18.3	30.7	23.2	20.9
	Equality Model: Those selling sex are NOT prosecuted. Selling sex is legal BUT, trafficking, pimping, brothel owner-operators and sex buyers are criminalized	%		45.9	47.3	47.0	47.4	43.1	42.8	44.9	46.8	42.4	48.4	46.2
	Prostitution is illegal and all those involved in selling sexual services are criminalized	%		16.1	15.1	18.5	14.7	22.0	8.1	13.8	18.3	14.4	15.7	17.6
	Unsure	%	13.7	17.9	11.4	13.6	12.4	17.4	10.6	16.6	12.5	12.7	15.3	

Nanos conducted an RDD dual frame (land- and cell- lines) hybrid telephone and online random survey of 1,094 Canadians, 18 years of age or older, between July 26th and 30th, 2020. The margin of error this survey is ±3.0 percentage points, 19 times out of 20.



2020-1689 – LWC – Views on Prostitution – STAT SHEET

			Region						Gender		Age		
			Canada 2020-07	Atlantic	Quebec	Ontario	Prairies	British Columbia	Male	Female	18 to 34	35 to 54	55 plus
Question - Canada's prostitution legislation, called the Protection of Communities and Exploited Persons Act (also known as Bill C36), recognizes the inherent risks of violence and exploitation to those who engage in prostitution. The law does NOT criminalize women and others for selling their own sexual services but makes pimping, trafficking, buying sex and brothel ownership/operation illegal.	Total	Unwgt N	1094	105	251	364	216	158	557	537	277	433	384
		Wgt N	1000	67	233	384	183	133	490	510	273	341	386
		Mean	5.2	5.1	5.4	5.3	4.8	5.1	5.1	5.3	5.0	5.2	5.3
		Median	6.0	6.0	6.0	6.0	5.0	6.0	6.0	6.0	5.0	6.0	6.0
	Strongly oppose (1)	%	6.5	8.1	6.0	5.1	8.9	7.5	7.2	5.9	5.5	7.3	6.6
	2	%	4.6	6.1	3.0	4.7	2.9	8.7	5.6	3.6	6.3	3.7	4.2
	3	%	5.8	5.8	5.9	5.0	6.5	6.7	7.6	4.0	7.4	5.0	5.2
	4	%	10.5	8.7	7.3	11.3	17.1	5.5	10.2	10.7	12.7	10.6	8.8
	5	%	14.1	12.8	12.0	15.2	14.8	14.5	14.4	13.8	16.7	13.0	13.2
	6	%	17.2	14.0	22.5	16.5	15.7	13.8	17.5	17.0	14.2	21.2	15.8
	Strongly support (7)	%	31.6	32.0	34.7	33.2	22.4	34.2	30.3	32.9	27.7	29.9	35.9
	Unsure	%	9.7	12.6	8.6	9.1	11.6	9.0	7.1	12.1	9.5	9.3	10.1

Nanos conducted an RDD dual frame (land- and cell- lines) hybrid telephone and online random survey of 1,094 Canadians, 18 years of age or older, between July 26th and 30th, 2020. The margin of error this survey is ±3.0 percentage points, 19 times out of 20.



2020-1689 – LAWC – Views on Prostitution – STAT SHEET

To what extent would you agree or disagree with the following statements where 7 is strongly agree and 1 is strongly disagree. [RANDOMIZE STATEMENTS]

			Region					Gender		Age				
			Canada 2020-07	Atlantic	Quebec	Ontario	Prairies	British Columbia	Male	Female	18 to 34	35 to 54	55 plus	
Question - Prostitution is a form of male violence against women	Total	Unwgt N	1094	105	251	364	216	158	557	537	277	433	384	
		Wgt N	1000	67	233	384	183	133	490	510	273	341	386	
		Mean	3.8	4.0	4.0	3.8	3.7	3.8	3.2	4.4	3.6	3.9	4.0	
		Median	4.0	4.0	4.0	4.0	4.0	4.0	3.0	4.0	4.0	4.0	4.0	
		Strongly disagree (1)	%	16.3	13.5	14.9	16.4	18.9	16.0	23.5	9.3	20.2	15.1	14.5
		2	%	11.3	13.0	11.1	12.5	11.1	7.8	15.4	7.5	9.7	11.5	12.4
		3	%	13.4	13.8	10.1	14.1	14.7	15.2	14.1	12.7	15.2	12.9	12.5
		4	%	15.5	12.8	15.3	13.8	16.5	20.7	11.9	19.0	18.0	14.2	14.8
		5	%	12.5	11.1	19.0	11.5	9.1	9.2	11.3	13.6	13.1	13.0	11.5
		6	%	8.3	11.5	6.3	8.2	9.0	9.4	5.5	11.0	6.6	9.7	8.2
		Strongly agree (7)	%	13.9	15.8	16.0	14.2	11.8	11.3	8.4	19.2	11.0	13.3	16.5
		Unsure	%	8.9	8.6	7.3	9.4	8.7	10.4	10.0	7.8	6.2	10.3	9.5

Nanos conducted an RDD dual frame (land- and cell- lines) hybrid telephone and online random survey of 1,094 Canadians, 18 years of age or older, between July 26th and 30th, 2020. The margin of error this survey is ±3.0 percentage points, 19 times out of 20.

www.nanos.co



2020-1689 – LAWC – Views on Prostitution – STAT SHEET

To what extent would you agree or disagree with the following statements where 7 is strongly agree and 1 is strongly disagree. [RANDOMIZE STATEMENTS]

			Region					Gender		Age				
			Canada 2020-07	Atlantic	Quebec	Ontario	Prairies	British Columbia	Male	Female	18 to 34	35 to 54	55 plus	
Question - Prostitution should be seen as a profession/job like any other profession/job	Total	Unwgt N	1094	105	251	364	216	158	557	537	277	433	384	
		Wgt N	1000	67	233	384	183	133	490	510	273	341	386	
		Mean	4.2	3.9	4.3	4.2	4.0	4.6	4.6	3.9	4.4	4.3	4.1	
		Median	5.0	4.0	5.0	5.0	4.0	5.0	5.0	4.0	5.0	5.0	4.0	
	Strongly disagree (1)	%	19.7	26.8	17.1	18.7	24.2	17.2	15.1	24.1	18.2	17.7	22.4	
		2	%	6.3	5.0	7.3	6.7	5.1	5.7	5.1	7.4	6.2	7.5	5.3
		3	%	7.7	5.1	9.2	8.5	6.3	6.0	8.5	6.9	6.4	7.8	8.4
		4	%	12.8	14.3	11.5	12.9	13.9	12.6	12.6	13.0	14.7	12.9	11.4
		5	%	14.3	11.2	12.2	16.4	14.4	13.0	16.6	12.1	14.2	14.6	14.0
		6	%	14.9	12.6	16.9	15.4	10.8	16.6	15.9	13.9	13.0	15.3	15.8
		Strongly agree (7)	%	18.6	17.9	18.7	16.0	18.4	26.8	23.3	14.2	22.8	18.2	16.1
		Unsure	%	5.8	7.0	7.1	5.5	6.9	2.1	3.0	8.5	4.5	6.0	6.5

Nanos conducted an RDD dual frame (land- and cell- lines) hybrid telephone and online random survey of 1,094 Canadians, 18 years of age or older, between July 26th and 30th, 2020. The margin of error this survey is ±3.0 percentage points, 19 times out of 20.



2020-1689 – LAWC – Views on Prostitution – STAT SHEET

To what extent would you agree or disagree with the following statements where 7 is strongly agree and 1 is strongly disagree. [RANDOMIZE STATEMENTS]

			Region						Gender		Age			
			Canada 2020-07	Atlantic	Quebec	Ontario	Prairies	British Columbia	Male	Female	18 to 34	35 to 54	55 plus	
Question - Provincial and federal governments should provide appropriate funding to organizations working with women in prostitution to provide long-term counselling/support services	Total	Unwgt N	1094	105	251	364	216	158	557	537	277	433	384	
		Wgt N	1000	67	233	384	183	133	490	510	273	341	386	
		Mean	5.6	6.0	5.8	5.6	5.2	5.7	5.4	5.8	5.6	5.7	5.6	
		Median	6.0	7.0	7.0	6.0	6.0	6.0	6.0	7.0	6.0	6.0	6.0	
		Strongly disagree (1)	%	5.0	3.6	3.9	5.0	6.8	5.1	7.0	3.1	4.6	4.3	5.9
		2	%	2.5	2.3	3.5	1.7	3.6	1.8	2.7	2.3	4.2	1.9	1.8
		3	%	4.5	0.7	2.6	5.7	5.9	3.9	4.6	4.3	2.2	5.0	5.6
		4	%	8.1	5.2	5.1	8.2	10.5	11.1	9.9	6.4	7.5	7.6	9.0
		5	%	15.1	13.0	15.2	15.6	15.7	13.2	15.1	15.0	17.1	15.9	12.9
		6	%	18.2	15.3	16.9	18.2	20.7	18.4	20.3	16.2	18.4	20.2	16.3
		Strongly agree (7)	%	43.1	55.8	51.3	40.8	31.2	45.2	37.2	48.7	42.5	42.2	44.2
		Unsure	%	3.6	3.9	1.4	4.7	5.6	1.4	3.3	3.9	3.5	3.0	4.2

Nanos conducted an RDD dual frame (land- and cell- lines) hybrid telephone and online random survey of 1,094 Canadians, 18 years of age or older, between July 26th and 30th, 2020. The margin of error this survey is ±3.0 percentage points, 19 times out of 20.



2020-1689 – LAWC – Views on Prostitution – STAT SHEET

To what extent would you agree or disagree with the following statements where 7 is strongly agree and 1 is strongly disagree. [RANDOMIZE STATEMENTS]

			Region						Gender		Age			
			Canada 2020-07	Atlantic	Quebec	Ontario	Prairies	British Columbia	Male	Female	18 to 34	35 to 54	55 plus	
Question - If most women and people in prostitution had viable economic alternatives, they would not choose to sell sexual services	Total	Unwgt N	1094	105	251	364	216	158	557	537	277	433	384	
		Wgt N	1000	67	233	384	183	133	490	510	273	341	386	
		Mean	5.0	5.0	5.0	5.1	4.8	5.0	4.9	5.2	4.9	5.1	5.1	
		Median	5.0	6.0	5.0	5.0	5.0	5.0	5.0	6.0	5.0	5.0	5.0	
	Strongly disagree (1)	%	4.6	3.9	4.2	4.2	6.8	3.6	5.1	4.1	3.3	4.9	5.2	
		2	%	5.5	7.2	6.6	4.1	6.6	5.6	6.2	4.9	7.4	5.0	4.7
		3	%	8.8	8.8	7.5	9.2	10.0	8.5	9.7	8.0	12.0	8.6	6.7
		4	%	12.9	13.6	12.6	12.4	14.0	13.3	15.9	10.1	13.4	11.1	14.2
		5	%	16.0	12.6	19.4	16.0	11.9	17.7	15.4	16.6	15.6	16.8	15.7
		6	%	18.2	21.9	18.8	16.4	20.1	18.0	17.7	18.7	17.0	19.7	17.8
		Strongly agree (7)	%	24.9	24.5	23.7	27.1	22.5	23.9	22.2	27.5	22.7	24.6	26.6
		Unsure	%	9.0	7.6	7.3	10.6	8.1	9.4	7.9	10.1	8.6	9.3	9.1

To what extent would you agree or disagree with the following statements where 7 is strongly agree and 1 is strongly disagree. [RANDOMIZE STATEMENTS]

			Region						Gender		Age			
			Canada 2020-07	Atlantic	Quebec	Ontario	Prairies	British Columbia	Male	Female	18 to 34	35 to 54	55 plus	
Question - I am ok with a family member paying for sexual services	Total	Unwgt N	1094	105	251	364	216	158	557	537	277	433	384	
		Wgt N	1000	67	233	384	183	133	490	510	273	341	386	
		Mean	2.8	2.7	2.9	2.6	2.6	3.0	3.4	2.2	3.2	2.8	2.5	
		Median	2.0	1.0	2.0	2.0	2.0	2.0	4.0	1.0	3.0	2.0	1.0	
	Strongly disagree (1)	%	43.1	44.0	42.0	43.7	45.3	39.5	29.5	56.1	34.9	42.5	49.3	
		2	%	7.5	3.9	6.3	8.7	7.4	8.1	7.9	7.2	6.2	8.5	7.6
		3	%	8.1	7.1	8.0	8.9	6.7	8.2	7.6	8.5	8.5	8.2	7.7
		4	%	12.1	13.8	11.0	10.5	13.6	15.5	17.0	7.4	13.5	12.4	10.8
		5	%	9.1	5.9	9.8	9.2	11.1	6.5	12.8	5.6	12.4	9.8	6.2
		6	%	5.3	7.3	4.9	4.7	4.2	8.1	7.4	3.3	6.9	4.8	4.6
		Strongly agree (7)	%	6.5	5.3	9.8	5.2	4.1	8.5	9.7	3.5	8.6	6.2	5.4
		Unsure	%	8.4	12.6	8.2	8.9	7.6	5.7	8.2	8.5	9.1	7.6	8.5

Nanos conducted an RDD dual frame (land- and cell- lines) hybrid telephone and online random survey of 1,094 Canadians, 18 years of age or older, between July 26th and 30th, 2020. The margin of error this survey is ±3.0 percentage points, 19 times out of 20.



2020-1689 – LAWC – Views on Prostitution – STAT SHEET

			Region					Gender		Age				
			Canada 2020-07	Atlantic	Quebec	Ontario	Prairies	British Columbia	Male	Female	18 to 34	35 to 54	55 plus	
Question - To what extent do you support prostitution as a legal profession with all activities around prostitution including buying sex, selling sex, pimping, brothel ownership/operation being legal?	Total	Unwgt N	1094	105	251	364	216	158	557	537	277	433	384	
		Wgt N	1000	67	233	384	183	133	490	510	273	341	386	
		Mean	3.2	3.0	3.3	3.0	3.0	3.6	3.5	2.8	3.6	3.1	2.9	
		Median	3.0	2.0	3.0	2.0	3.0	4.0	3.0	2.0	4.0	3.0	2.0	
	Strongly oppose (1)	2	%	32.5	33.3	28.8	35.6	35.5	25.3	26.0	38.7	27.0	32.8	36.0
		3	%	12.7	16.4	15.4	11.6	8.8	14.5	13.2	12.1	10.4	11.5	15.3
		4	%	9.3	9.4	10.5	9.5	7.5	8.7	10.0	8.6	7.0	11.5	8.9
		5	%	12.0	9.6	10.4	12.1	13.8	13.4	10.8	13.1	13.7	11.9	10.9
		6	%	10.6	9.7	9.7	11.0	11.4	10.3	12.9	8.4	12.7	11.0	8.7
		7	%	8.7	5.0	10.3	7.7	7.3	12.4	10.9	6.6	10.0	9.6	7.0
		Strongly support (7)	%	8.1	8.9	10.6	5.9	6.0	12.7	11.2	5.2	13.0	6.0	6.5
		Unsure	%	6.2	7.7	4.3	6.6	9.7	2.7	5.0	7.3	6.0	5.7	6.7

Nanos conducted an RDD dual frame (land- and cell- lines) hybrid telephone and online random survey of 1,094 Canadians, 18 years of age or older, between July 26th and 30th, 2020. The margin of error this survey is ±3.0 percentage points, 19 times out of 20.



2020-1689 – LAWC – Views on Prostitution – STAT SHEET

		To what extent do you support prostitution as a legal profession with all activities around prostitution including buying sex, selling sex, pimping, brothel ownership/operation being legal?				
		Oppose (1-2)	Neutral (3-5)	Support (6-7)	Total	
Question - Why do you feel this way? [OPEN]	Pimping and brothels should be illegal, but prostitution should be legal	Count 76 19.7%	55 21.3%	10 17.7%	141	
	Prostitution is one of the oldest professions in the world and/or will always exist	Count 3	34 13.2%	34 22.5%	71	
	Legalization can make it safer/easier to control	Count 8	57 22.1%	67 44.4%	132	
	Their body, their choice	Count 15	33 12.8%	23 8.9%	71	
	Prostitution is exploitation/dangerous	Count 130 33.7%	17 18.6%	1 0.3%	148	
	It is morally wrong	Count 80 20.7%	7 1.1%	0 0%	87	
	People in prostitution are usually forced and/or doing it due to mental health/substance abuse issues	Count 22	6 2.3%	0 0%	28	
	If they had the option of other jobs, they would not be in prostitution	Count 9	6 2.3%	0 0%	15	
	Not a profession	Count 5	0 0%	0 0%	5	
	Pimping should be illegal, but prostitution and brothels should be legal	Count 9	6 2.3%	4 1.5%	19	
	Other	Count 25	30 11.6%	12 4.5%	67	
	Unsure	Count 4	7 2.7%	0 0%	11	
	Total	Count	386 100.0%	258 100.0%	151 100.0%	795 100.0%

*Shaded due to small sample size

Nanos conducted an RDD dual frame (land- and cell- lines) hybrid telephone and online random survey of 1,094 Canadians, 18 years of age or older, between July 26th and 30th, 2020. The margin of error this survey is ±3.0 percentage points, 19 times out of 20.