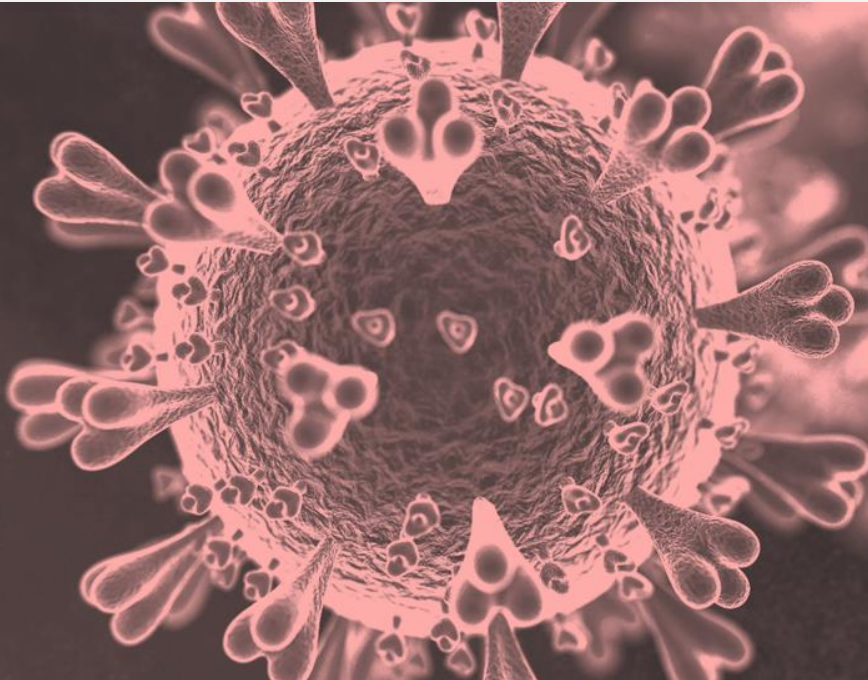


Three in five Canadians say they will be more cautious about personal contact after COVID-19

National survey released April, 2020
Project 2020-1628



THE GLOBE AND MAIL 

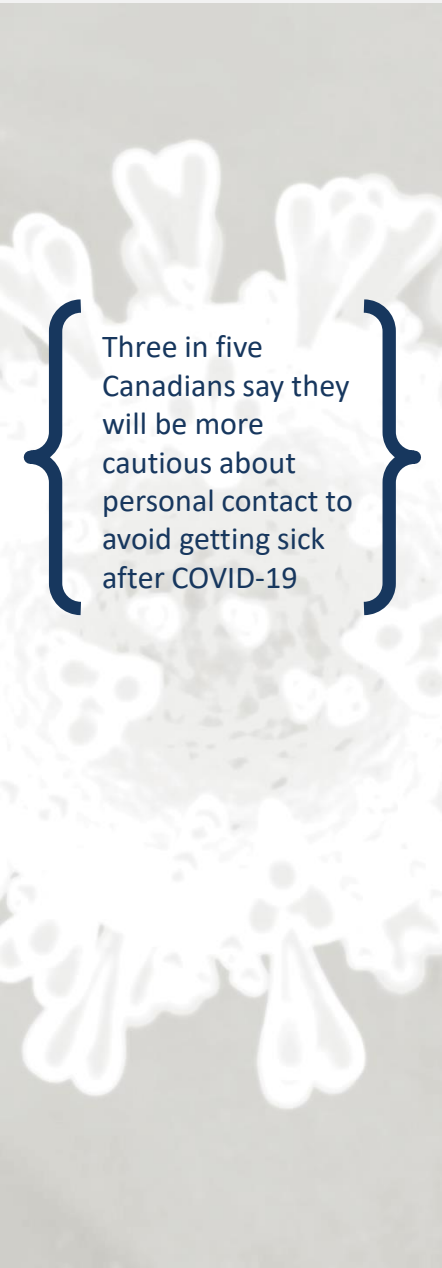
 **NANOS**



Canadians are divided over their level of concern about shopping in-person at grocery stores

Three in five Canadians say they will be more cautious about personal contact to avoid getting sick after COVID-19, while nearly six in ten report they do not wear a mask or gloves when outside their home. A significant majority of Canadians say they are coping very well or somewhat well with self-isolation and are divided over their level of concern for shopping in-person at grocery stores or liquor stores.

- **Nearly nine in ten Canadians say they are coping very well or somewhat well with self-isolation** – A majority of Canadians say they are coping very well (41%) or somewhat well (48%) with self-isolation, while seven per cent say they are coping somewhat poorly and two per cent say they are coping poorly. Canadians 55 years of age and older are more likely to say they coping very well (50%) than those 35 to 54 years of age (36%) or those 18 to 34 (36%).
- **Canadians are divided over their level of concern about shopping in-person at grocery stores** – Asked their level of concern about shopping in-person at grocery stores, just under half of Canadians say they are not worried (22%) or somewhat not worried (27%), while 35 per cent are somewhat worried and 11 per cent are worried. Five per cent report they have not been shopping in these stores. Residents of Ontario are more likely to say they are worried (15%) or somewhat worried (39%) about this than residents of Quebec (10% worried; 25% somewhat worried).
- **Canadians most often say they are not worried or somewhat not worried about shopping in-person at liquor stores** – Asked their level of concern about shopping in-person at liquor stores, over four in ten Canadians say they are not worried (26%) or somewhat not worried (18%), while just over two in ten say they are somewhat worried (17%) or worried (four per cent). Thirty-four per cent report they have not been shopping in these stores. Two per cent are unsure.
- **Just under three in five Canadians report they do not wear a mask or gloves when they go outside their home** – Fifty-seven per cent of Canadians report they are not wearing a mask or gloves when they go outside their home, while 19 per cent report wearing a mask, 14 per cent report wearing both a mask and gloves, and 10 per cent report wearing gloves. Ontario residents are the most likely to report wearing a mask and gloves (19%), while residents of Quebec are the least likely (eight per cent).



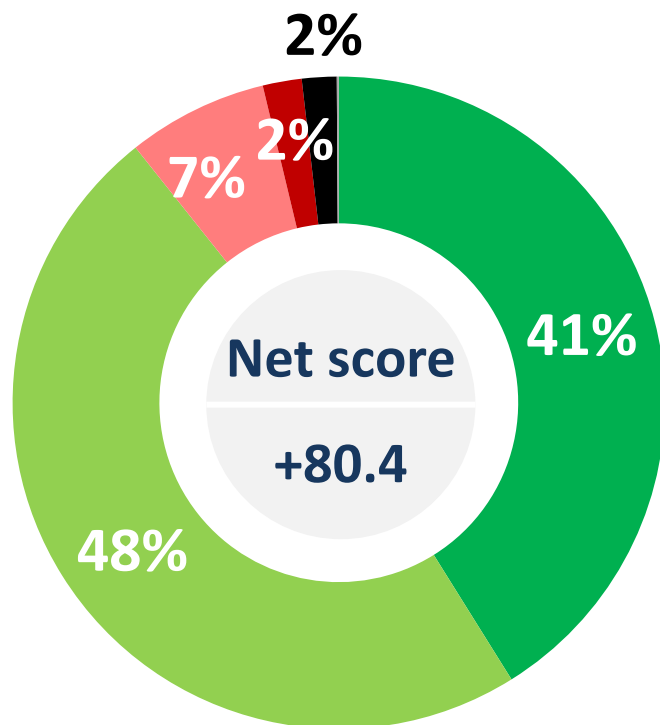
Three in five
Canadians say they
will be more
cautious about
personal contact to
avoid getting sick
after COVID-19

- **A majority of Canadians say they will be more cautious about personal contact to avoid getting sick after COVID-19** – Sixty-three per cent of Canadians say they will be more cautious about personal contact to avoid getting sick after the COVID-19 outbreak is over, while 18 per cent say they will return to their normal habits of having human contact such as handshakes when greeting and interacting with people. Fifteen per cent say they have always preferred to avoid personal contact when meeting people in public, and four per cent are unsure. Women are more likely to say they will be more cautious with personal contact (68%) than men (58%), while Canadians 55 plus (73%) are more likely to say they will be more cautious than those 18 to 34 (52%).

Nanos conducted an RDD dual frame (land- and cell-lines) hybrid telephone and online random survey of 1,049 Canadians, 18 years of age or older, between April 25th and 27th, 2020 as part of an omnibus survey. Participants were randomly recruited by telephone using live agents and administered a survey online. The sample included both land- and cell-lines across Canada. The margin of error for this survey is ± 3.1 percentage points, 19 times out of 20.

This study was commissioned by the Globe and Mail and the research was conducted by Nanos Research.

Coping with self-isolation during COVID-19 outbreak



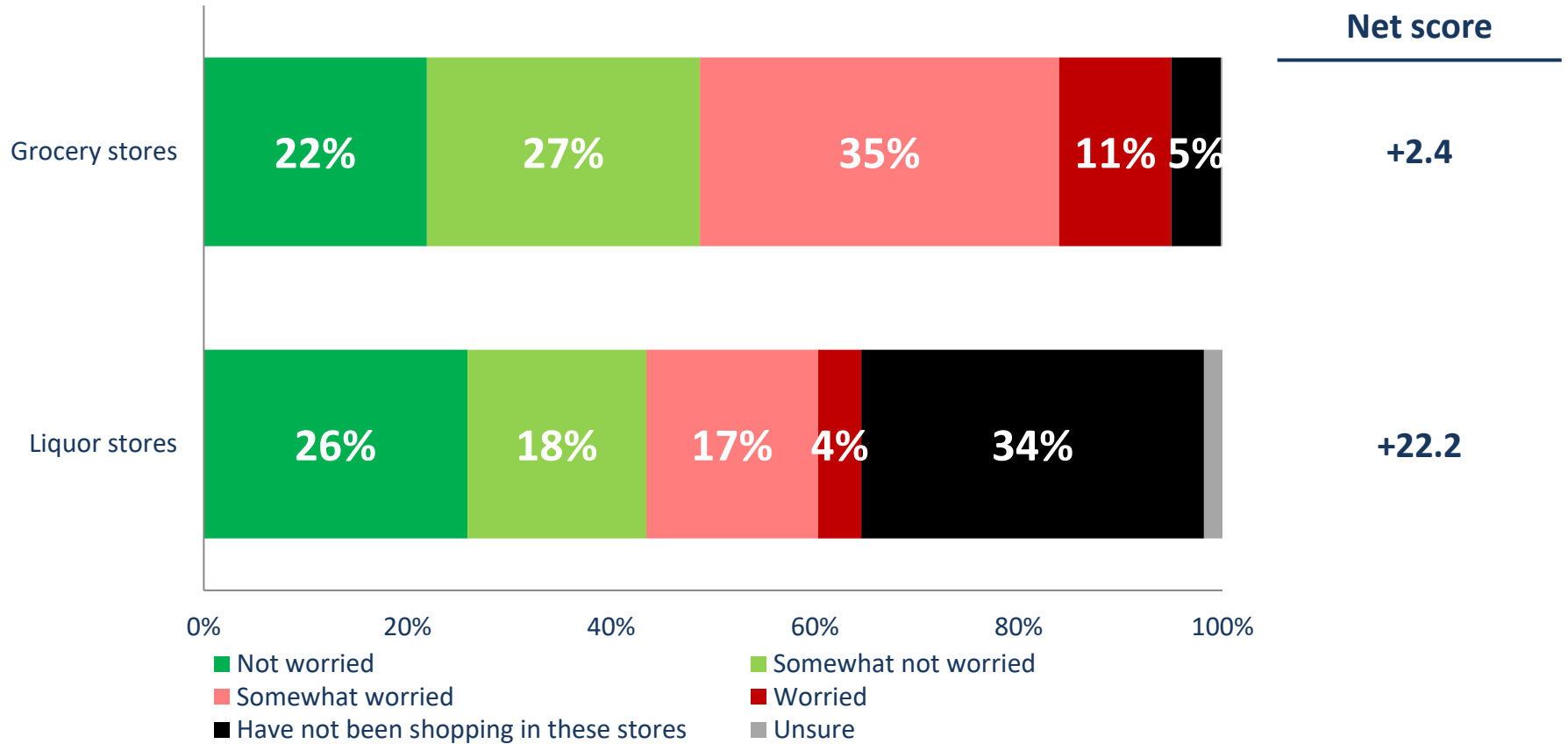
■ Very well ■ Somewhat well ■ Somewhat poorly
■ Poorly ■ I am not self-isolating ■ Unsure

	Very well/ Well
Atlantic (n=105)	94.3%
Quebec (n=240)	89.9%
Ontario (n=336)	87.9%
Prairies (n=207)	87.0%
British Columbia (n=161)	92.9%
Male (n=531)	89.3%
Female (n=518)	89.3%
18 to 34 (n=292)	84.0%
35 to 54 (n=416)	87.6%
55 plus (n=341)	94.6%

*Weighted to the true population proportion.
 *Charts may not add up to 100 due to rounding.

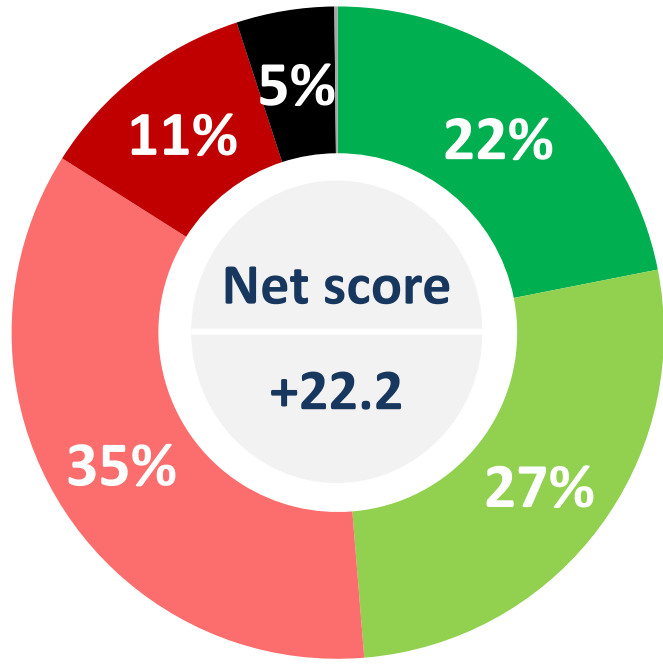
QUESTION – Many Canadians are self-isolating and only going out in public for essentials or to work in an essential workplace. Are you coping very well, somewhat well, somewhat poorly, or poorly with self-isolation?

Level of worry about shopping in person



QUESTION – Would you say that you are not worried, somewhat not worried, somewhat worried or worried about shopping in-person at the following: [RANDOMIZE]

Level of worry about shopping in person at grocery stores



Net score
+22.2

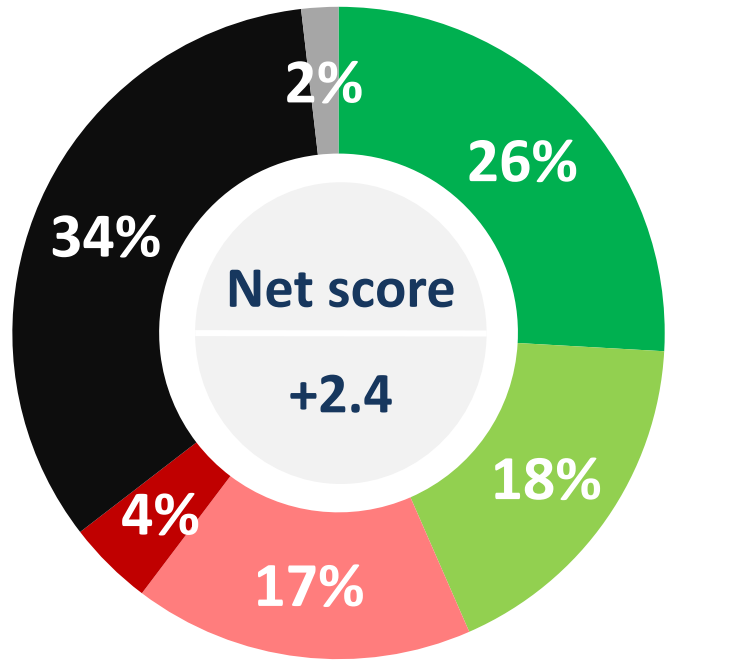
- Not worried
- Somewhat not worried
- Somewhat worried
- Worried
- Have not been shopping in these stores
- Unsure

	Not worried/ Somewhat not worried
Atlantic (n=105)	45.2%
Quebec (n=240)	59.4%
Ontario (n=336)	41.1%
Prairies (n=207)	50.0%
British Columbia (n=161)	52.1%
Male (n=531)	53.3%
Female (n=518)	44.3%
18 to 34 (n=292)	41.1%
35 to 54 (n=416)	51.1%
55 plus (n=341)	52.0%

*Weighted to the true population proportion.
*Charts may not add up to 100 due to rounding.

QUESTION – Would you say that you are not worried, somewhat not worried, somewhat worried or worried about shopping in-person at the following: [RANDOMIZE]
Grocery stores

Level of worry about shopping in person at liquor stores



- Not worried
- Somewhat not worried
- Somewhat worried
- Worried
- Have not been shopping in these stores
- Unsure

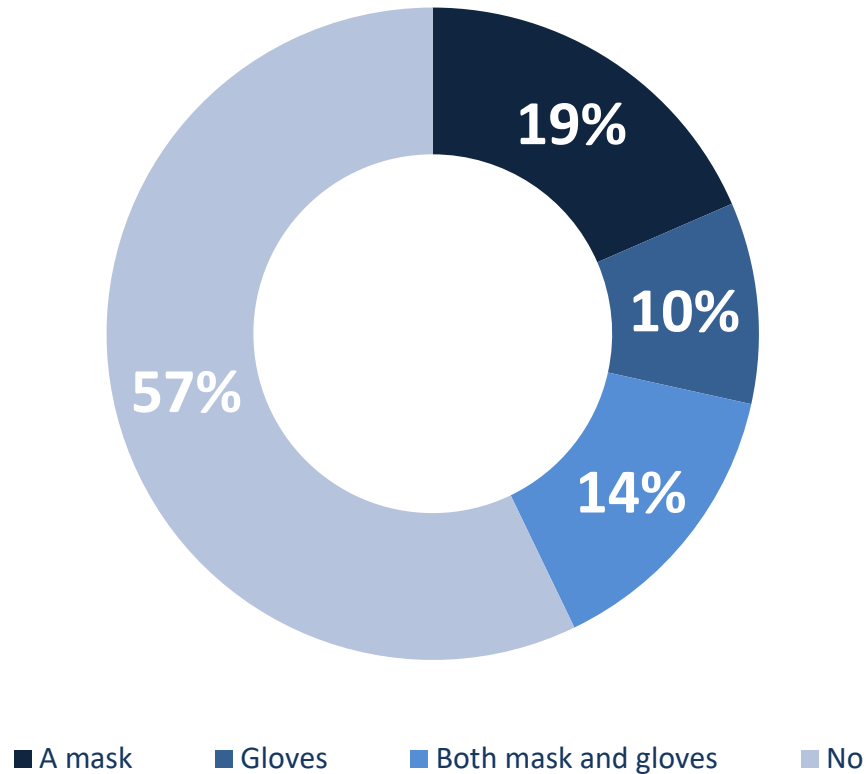
Not worried/
Somewhat
not worried

	Not worried/ Somewhat not worried
Atlantic (n=105)	41.8%
Quebec (n=240)	51.1%
Ontario (n=336)	36.6%
Prairies (n=207)	46.2%
British Columbia (n=161)	46.9%
Male (n=531)	47.6%
Female (n=518)	39.4%
18 to 34 (n=292)	41.7%
35 to 54 (n=416)	44.1%
55 plus (n=341)	44.1%

*Weighted to the true population proportion.
*Charts may not add up to 100 due to rounding.

QUESTION – Would you say that you are not worried, somewhat not worried, somewhat worried or worried about shopping in-person at the following: [RANDOMIZE]
Liquor Stores

Wearing a mask and gloves outside of the home

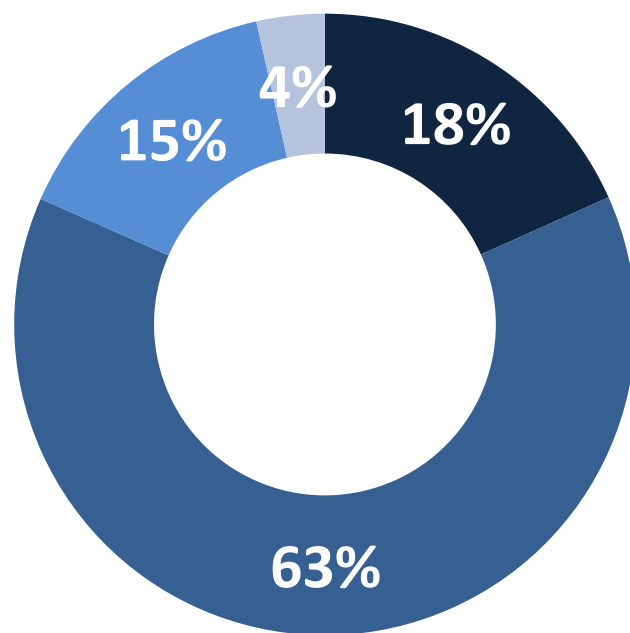


	No
Atlantic (n=105)	58.0%
Quebec (n=240)	69.8%
Ontario (n=336)	47.6%
Prairies (n=207)	58.2%
British Columbia (n=161)	60.6%
Male (n=531)	60.8%
Female (n=518)	53.6%
18 to 34 (n=292)	59.5%
35 to 54 (n=416)	60.6%
55 plus (n=341)	52.4%

*Weighted to the true population proportion.
 *Charts may not add up to 100 due to rounding.

QUESTION – Are you wearing a mask or gloves when you go outside your home?

Meeting people in public post-coronavirus outbreak



- I will return to my normal habits of having human contact such as handshakes when greeting and interacting with people
- I will be more cautious about personal contact to avoid getting sick
- I always preferred to avoid personal contact when meeting people in public
- Unsure

	I will be more cautious
Atlantic (n=105)	66.2%
Quebec (n=240)	65.3%
Ontario (n=336)	67.7%
Prairies (n=207)	55.1%
British Columbia (n=161)	57.1%
Male (n=531)	58.3%
Female (n=518)	68.1%
18 to 34 (n=292)	52.4%
35 to 54 (n=416)	61.5%
55 plus (n=341)	72.6%

*Weighted to the true population proportion.
*Charts may not add up to 100 due to rounding.

QUESTION – Thinking of your personal health after the Covid-19 outbreak is over, which of the following best describes how you are most likely to act when you meet people in public?



Nanos conducted an RDD dual frame (land- and cell-lines) hybrid telephone and online random survey of 1,049 Canadians, 18 years of age or older, between April 25th and 27th, 2020 as part of an omnibus survey. Participants were randomly recruited by telephone using live agents and administered a survey online. The sample included both land- and cell-lines across Canada. The results were statistically checked and weighted by age and gender using the latest Census information and the sample is geographically stratified to be representative of Canada.

Individuals randomly called using random digit dialling with a maximum of five call backs.

The margin of error for this survey is ± 3.1 percentage points, 19 times out of 20.

This study was commissioned by the Globe and Mail and the research was conducted by Nanos Research.

Note: Charts may not add up to 100 due to rounding.

Element	Description
Research sponsor	The Globe and Mail
Population and Final Sample Size	1049 Randomly selected individuals.
Source of Sample	Dynata
Type of Sample	Probability
Margin of Error	±3.1 percentage points, 19 times out of 20.
Mode of Survey	RDD dual frame (land- and cell-lines) hybrid telephone and online omnibus survey
Sampling Method Base	The sample included both land- and cell-lines RDD (Random Digit Dialed) across Canada.
Demographics (Captured)	Atlantic Canada, Quebec, Ontario, Prairies, British Columbia; Men and Women; 18 years and older. Six digit postal code was used to validate geography.
Fieldwork/Validation	Individuals were recruited using live interviews with live supervision to validate work, the research questions were administered online
Number of Calls	Maximum of five call backs to those recruited.
Time of Calls	Individuals recruited were called between 12-5:30 pm and 6:30-9:30pm local time for the respondent.
Field Dates	April 25 th to 27 th , 2020.
Language of Survey	The survey was conducted in both English and French.
Standards	Nanos Research is a member of the Canadian Research Insights Council (CRIC) and confirms that this research fully complies with all CRIC Standards including the CRIC Public Opinion Research Standards and Disclosure Requirements. https://canadianresearchinsightscouncil.ca/standards/

Element	Description
Weighting of Data	The results were weighted by age and gender using the latest Census information (2016) and the sample is geographically stratified to ensure a distribution across all regions of Canada. See tables for full weighting disclosure
Screening	Screening ensured potential respondents did not work in the market research industry, in the advertising industry, in the media or a political party prior to administering the survey to ensure the integrity of the data.
Excluded Demographics	Individuals younger than 18 years old; individuals without land or cell lines, and individuals without internet access could not participate.
Stratification	By age and gender using the latest Census information (2016) and the sample is geographically stratified to be representative of Canada. Smaller areas such as Atlantic Canada were marginally oversampled to allow for a minimum regional sample.
Estimated Response Rate	Thirteen percent, consistent with industry norms.
Question Order	Question order in the preceding report reflects the order in which they appeared in the original questionnaire.
Question Content	This was topic two of an omnibus survey. Previous content included questions about the coronavirus.
Question Wording	The questions in the preceding report are written exactly as they were asked to individuals.
Research/Data Collection Supplier	Nanos Research
Contact	Contact Nanos Research for more information or with any concerns or questions. http://www.nanos.co Telephone:(613) 234-4666 ext. 237 Email: info@nanosresearch.com .



As one of North America's premier market and public opinion research firms, we put strategic intelligence into the hands of decision makers. The majority of our work is for private sector and public facing organizations and ranges from market studies, managing reputation through to leveraging data intelligence. Nanos Research offers a vertically integrated full service quantitative and qualitative research practice to attain the highest standards and the greatest control over the research process.

www.nanos.co

nanos dimap analytika



This international joint venture between [dimap](http://www.dimap.com) and [Nanos](http://www.nanos.co) brings together top research and data experts from North American and Europe to deliver exceptional data intelligence to clients. The team offers data intelligence services ranging from demographic and sentiment microtargeting; consumer sentiment identification and decision conversion; and, data analytics and profiling for consumer persuasion.

www.nanosdimap.com

NANOS RUTHERFORD MCKAY & Co.

NRM is an affiliate of Nanos Research and Rutherford McKay Associates. Our service offerings are based on decades of professional experience and extensive research and include public acceptance and engagement, communications audits, and narrative development. www.nrmpublicaffairs.com

TABULATIONS

THE GLOBE AND MAIL



NANOS





2020-1628 – Globe and Mail/Nanos Survey – COVID-19 - STAT SHEET

			Region					Gender		Age			
			Canada 2020-04	Atlantic	Quebec	Ontario	Prairies	British Columbia	Male	Female	18 to 34	35 to 54	55 plus
Question - Many Canadians are self-isolating and only going out in public for essentials or to work in an essential workplace. Are you coping very well, somewhat well, somewhat poorly, or poorly with self-isolation?	Total	Unwgt N	1049	105	240	336	207	161	531	518	292	416	341
		Wgt N	1000	67	233	384	183	133	490	510	273	341	386
	Very well	%	41.1	43.0	45.4	35.5	42.2	47.5	42.7	39.6	35.8	35.9	49.5
	Somewhat well	%	48.2	51.3	44.5	52.5	44.8	45.4	46.6	49.6	48.2	51.6	45.1
	Somewhat poorly	%	7.0	2.4	6.7	8.3	8.0	4.4	5.4	8.5	9.6	7.4	4.8
	Poorly	%	1.9	1.8	1.8	2.1	2.2	1.3	2.7	1.2	4.6	1.8	0.2
	I am not self-isolating	%	1.7	0.0	1.7	1.6	2.9	1.4	2.4	1.1	1.5	3.3	0.4
	Unsure	%	0.1	1.5	0.0	0.0	0.0	0.0	0.2	0.0	0.4	0.0	0.0

Would you say that you are not worried, somewhat not worried, somewhat worried or worried about shopping in-person at the following: [ROTATE]

			Region					Gender		Age			
			Canada 2020-04	Atlantic	Quebec	Ontario	Prairies	British Columbia	Male	Female	18 to 34	35 to 54	55 plus
Question – Grocery stores	Total	Unwgt N	1049	105	240	336	207	161	531	518	292	416	341
		Wgt N	1000	67	233	384	183	133	490	510	273	341	386
	Not worried	%	21.9	26.8	24.5	18.7	22.7	23.1	25.6	18.4	19.2	24.2	21.8
	Somewhat not worried	%	26.8	18.4	34.9	22.4	27.3	28.9	27.7	25.9	21.9	26.8	30.3
	Somewhat worried	%	35.3	35.7	24.5	38.7	37.6	40.7	33.8	36.7	37.4	34.0	34.9
	Worried	%	11.0	10.1	9.6	14.8	9.8	4.7	9.7	12.2	17.6	12.2	5.3
	Have not been shopping in these stores	%	4.9	9.0	5.8	5.4	2.6	2.5	2.9	6.8	3.9	2.7	7.4
	Unsure	%	0.2	0.0	0.7	0.0	0.0	0.0	0.3	0.0	0.0	0.0	0.4

Nanos conducted an RDD dual frame (land- and cell- lines) hybrid telephone and online random survey of 1,049 Canadians, 18 years of age or older, between April 25th and 27th, 2020. The margin of error for this survey is ±3.1 percentage points, 19 times out of 20.

2020-1628 – Globe and Mail/Nanos Survey – COVID-19 - STAT SHEET

Would you say that you are not worried, somewhat not worried, somewhat worried or worried about shopping in-person at the following: [ROTATE]

			Region					Gender		Age			
			Canada 2020-04	Atlantic	Quebec	Ontario	Prairies	British Columbia	Male	Female	18 to 34	35 to 54	55 plus
Question - Liquor stores	Total	Unwgt N	1049	105	240	336	207	161	531	518	292	416	341
		Wgt N	1000	67	233	384	183	133	490	510	273	341	386
	Not worried	%	25.9	33.9	28.2	21.0	29.1	27.4	29.2	22.7	25.8	26.3	25.6
	Somewhat not worried	%	17.5	7.9	22.9	15.6	17.1	19.4	18.4	16.7	15.9	17.8	18.4
	Somewhat worried	%	16.9	19.0	11.9	20.1	15.2	17.4	18.3	15.5	19.7	15.0	16.6
	Worried	%	4.3	5.3	3.9	5.7	3.7	1.1	4.2	4.4	5.9	4.8	2.6
	Have not been shopping in these stores	%	33.6	31.8	31.5	36.4	32.7	31.5	28.5	38.5	32.0	34.0	34.4
	Unsure	%	1.8	2.1	1.6	1.3	2.3	3.1	1.4	2.2	0.7	2.1	2.4

			Region					Gender		Age			
			Canada 2020-04	Atlantic	Quebec	Ontario	Prairies	British Columbia	Male	Female	18 to 34	35 to 54	55 plus
Question - Are you wearing a mask or gloves when you go outside your home?	Total	Unwgt N	1049	105	240	336	207	161	531	518	292	416	341
		Wgt N	1000	67	233	384	183	133	490	510	273	341	386
	A mask	%	18.5	16.9	16.3	21.2	14.4	21.0	15.0	21.8	18.9	17.9	18.7
	Gloves	%	10.0	13.3	6.4	12.2	9.7	8.6	11.0	9.0	10.2	7.6	11.9
	Both mask and gloves	%	14.4	11.7	7.6	19.0	17.7	9.9	13.2	15.5	11.4	13.8	17.0
	No	%	57.1	58.0	69.8	47.6	58.2	60.6	60.8	53.6	59.5	60.6	52.4



2020-1628 – Globe and Mail/Nanos Survey – COVID-19 - STAT SHEET

			Region					Gender		Age			
			Canada 2020-04	Atlantic	Quebec	Ontario	Prairies	British Columbia	Male	Female	18 to 34	35 to 54	55 plus
Question - Thinking of your personal health after the Covid-19 outbreak is over, which of the following best describes how you are most likely to act when you meet people in public? [ROTATE]	Total	Unwgt N	1049	105	240	336	207	161	531	518	292	416	341
		Wgt N	1000	67	233	384	183	133	490	510	273	341	386
	I will return to my normal habits of having human contact such as handshakes when greeting and interacting with people	%	18.3	20.8	15.8	14.6	22.7	26.0	26.1	10.8	26.0	19.7	11.6
	I will be more cautious about personal contact to avoid getting sick	%	63.3	66.2	65.3	67.7	55.1	57.1	58.3	68.1	52.4	61.5	72.6
	I always preferred to avoid personal contact when meeting people in public	%	14.8	11.1	14.9	14.6	18.6	12.3	12.3	17.2	18.4	15.5	11.8
	Unsure	%	3.5	1.8	4.0	3.2	3.6	4.7	3.2	3.9	3.2	3.4	4.0