

Over half of Canadians say Canada should prioritize relations with EU after Brexit for a number of policy fields


Carleton Brexit Omni September | Summary

Conducted by Nanos for Carleton, October 2019
Submission 2019-1486



Carleton
UNIVERSITY





A majority of Canadians have a positive or somewhat positive opinion of the European Union

A majority of Canadians have a positive opinion of the European Union with nearly 75 per cent answered either positive or somewhat positive. Canadians think that Canada should prioritize their relations with the European Union over the United Kingdom in regards to trade, energy, and other policy fields. A majority of Canadians are unsympathetic (48%) or somewhat unsympathetic (16%) towards the idea of Brexit. Of note, Canadians that usually vote conservative federally are split on sympathy for Brexit, and are more likely to prioritize the relationship with the United Kingdom for policies than the rest of Canada.

Canada's affinity and relationship with Europe

- **Over half of Canadians feel their closest affinity to a place outside of North America is Europe** – When asked to rank the top two regions outside of North America they feel the closest affinity to, over half responded with Europe as their first rank (52%), followed by Oceania (16%) and eight per cent of Canadians said Central America and the Caribbean. Thirteen per cent are unsure.
- **Canadians most likely to report feeling a closest attachment to the area of Great Britain or the country of France** – When asked what European country, if any, they felt most attached to, two out of five Canadians answered with the area of Great Britain (40%) and almost one in five said France (18%). Germany follows at six per cent. Eight per cent say none and one per cent are unsure.
- **Canadians most frequently say that having a democratic system of government is the most important aspect of Canada and European countries relationship** – Over one in four Canadians said that having a democratic system for both Canada and European countries is the most important aspect of the relationship (27%). This is followed by having a rules based international border (23%) and having historical ties (21%). Six per cent are unsure.

Opinions surrounding referendums, the European Union, and Brexit

- **Close to six in ten Canadians say referendums are a good way to decide contentious issues** – When asked their opinions regarding the use of referendums to decide contentious issues close to six in ten Canadians (57%) say referendums are a good way to decide and 28 per cent of Canadians say it is not a good way to decide on contentious issues. Fifteen per cent are unsure.
- **A majority of Canadians have a positive or somewhat positive opinion of the European Union** – When asked about their overall view of the European Union, nearly three in four Canadians had a very positive (21%) or somewhat positive (54%) opinion. Less than two in ten Canadians had a very negative (Six per cent) or somewhat negative view (Ten per cent). Ten percent are unsure.
- **Over eight in ten Canadians say the United Kingdom is a part of the European Union as far as they know** – Eighty-three per cent of Canadians correctly responded that the United Kingdom is currently a part of the European Union, as far as they know. Eleven per cent say that the United Kingdom is not a member and six per cent are unsure.
- **Majority of Canadians are unsympathetic or somewhat unsympathetic towards the idea of Brexit** – A majority of Canadians are unsympathetic (48%) or somewhat unsympathetic (16%) towards the idea of Brexit. Just over one in ten Canadians said they were very sympathetic (11%) or somewhat sympathetic (13%). Thirteen per cent are unsure. Of note, Canadians that usually vote conservative federally are split on sympathy when towards the idea of Brexit (43 per cent are unsympathetic or somewhat unsympathetic).

Canada's relations priorities in regards to policy

- **Over seven in ten Canadians say the European Union should be the priority relation for climate change and the environment** – When asked who Canada should choose for its relational priorities for the policy field of environment and climate change, over seven in ten said relations with the European Union should be a priority (71%). Thirteen per cent said the United Kingdom should be the priority relation and seventeen per cent were unsure.

SUMMARY



- **A majority of Canadians say the European Union should be the priority relation for the energy policy field** – When asked who Canada should choose for its relational priorities for the policy field of energy, nearly a majority said relations with the European Union should be a priority (68%). Fourteen per cent said the United Kingdom should be the priority relation and eighteen per cent were unsure.
- **Over six in ten Canadians say the European Union should be the priority relation for the policy field of trade and investment** – When asked who Canada should choose for its relational priorities for the policy field of trade and investment, over three in five Canadians said that relations with the European Union should be a priority (67%). Eighteen per cent said the United Kingdom should be the priority relation and fifteen per cent were unsure.
- **Majority of Canadians say that the European Union should be the priority relation for security and defence** – When asked who Canada should choose for its relational priorities for the policy field of security and defence, over half said relations with the European Union should be a priority (56%). Twenty-nine per cent said the United Kingdom should be the priority relation and fifteen per cent were unsure. Of note, Canadians who usually vote conservative federally say that the United Kingdom (48%) should be the priority relation over the European Union (39%).

These observations are based on an RDD dual frame (land- and cell-lines) hybrid telephone and online random survey of 1,013 Canadians, 18 years of age or older, between September 26th and 30th, 2019 as part of an omnibus survey. Participants were randomly recruited by telephone using live agents and administered a survey online. The results were statistically checked and weighted by age and gender using the latest Census information and the sample is geographically stratified to be representative of Canada.

This study was commissioned by Carleton University and the research was conducted by Nanos Research.

The study forms part of the research project “The Reconfiguration of Canada-Europe Relations after Brexit”, funded by the Social Sciences and Humanities Research Council of Canada (Insight Grant No. 435-2019-0770). More information on the project is available at <https://carleton.ca/ces/brexit-project/>.

Canada's affinity and relationship with Europe



Carleton
UNIVERSITY



“

Canadians mention Europe most frequently as the first ranked region outside of North America they feel closest affinity to

”

Countries with closest affinity



	First ranked (n=1013)	Second ranked (n=847)
Europe	52.2%	30.9%
Oceania (Australia, New Zealand, Pacific islands)	15.9%	31.9%
Central America and the Caribbean	7.8%	11.9%
South America	3.2%	5.5%
East and South-East Asia	2.9%	5.1%
Middle East and North Africa	1.3%	1.8%
South Asia	1.3%	0.7%
Eurasia (Russia and Central Asia)	1.3%	1.6%
Africa South of the Sahara	1.1%	0.7%
Unsure	13.3%	10.0%

QUESTION – Please rank the two regions outside of North America you feel the closest affinity to where 1 is the closest affinity and 2 the second closest affinity? [RANDOMIZE]

Source: Nanos Research, RDD dual frame hybrid telephone and online random survey, September 26th to 30th, 2019, n=1013, accurate 3.1 percentage points plus or minus, 19 times out of 20.

Closest attachment to European country



Top Mentions	Frequency (n=945)
Great Britain/United Kingdom/British Isles	39.5%
France	18.0%
Germany	5.6%
Ireland	4.7%
Italy	4.5%
Netherlands	2.8%
None	8.1%
Unsure	1.3%

QUESTION – Which one European country, if any, do you feel the closest attachment to? [OPEN]

Source: Nanos Research, RDD dual frame hybrid telephone and online random survey, September 26th to 30th, 2019, n=945, accurate 3.2 points plus or minus, 19 times out of 20.

Important aspects of Canada's relationship with Europe



Carleton
UNIVERSITY



	First ranked (n=1013)	Second ranked (n=930)
Canada and European countries both have democratic systems of government	26.6%	25.9%
Canada and European countries are both committed to a rules-based international order	22.8%	24.0%
Canada has historical ties to Europe	20.7%	20.2%
Canada has close economic relations with European countries	14.2%	16.3%
Canada's culture is shaped by Europe	8.3%	10.8%
Other	0.7%	0.3%
Unsure/No answer	6.0%	-

QUESTION – When you think about Canada's relationship to Europe, please rank the following aspects of the relationship where 1 is the most important aspect and 2 is the second most important aspect of the relationship. [RANDOMIZE]

Source: Nanos Research, RDD dual frame hybrid telephone and online random survey, September 26th to 30th, 2019, n=1013, accurate 3.1 points plus or minus, 19 times out of 20.

Opinions surrounding referendums, the European Union, and Brexit



Carleton
UNIVERSITY

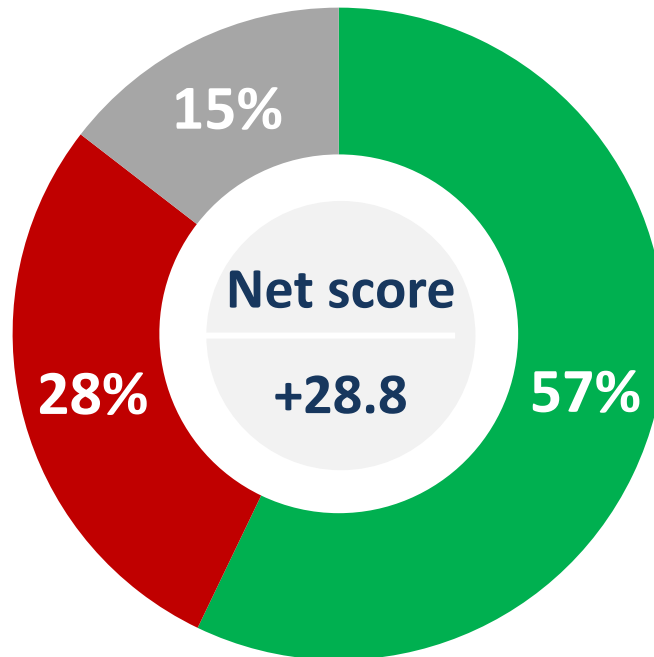


“

*A majority of Canadians think referendums
are a good way to decide contentious issues*

”

Opinions on referendums



- Referendums are a good way to decide contentious issues
- Referendums are not a good way to decide contentious issues
- Not sure

Referendums are a good way to decide

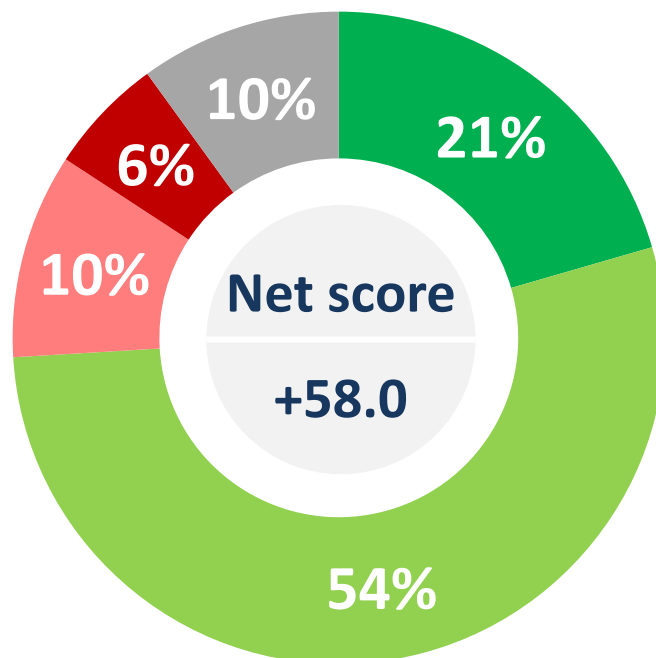
Atlantic (n=88)	57.5%
Quebec (n=236)	68.7%
Ontario (n=308)	53.3%
Prairies (n=221)	53.5%
British Columbia (n=160)	50.1%
Male (n=547)	59.2%
Female (n=466)	55.1%
18 to 34 (n=250)	52.2%
35 to 54 (n=384)	61.0%
55 plus (n=379)	57.2%
Liberal (n=389)	51.2%
Conservative (n=292)	66.6%

*Weighted to the true population proportion.

*Charts may not add up to 100 due to rounding.

QUESTION – In Canada as well as in Europe, referendums are sometimes used to decide on contentious issues in a society. People have a variety of opinions about this. What is your opinion? [ROTATE]

View of the European Union



■ Very positive
 ■ Somewhat positive
 ■ Somewhat negative
 ■ Very negative
 ■ Not sure

	Very positive/ somewhat positive
Atlantic (n=88)	70.9%
Quebec (n=236)	78.7%
Ontario (n=308)	72.9%
Prairies (n=221)	69.4%
British Columbia (n=160)	76.9%
Male (n=547)	75.6%
Female (n=466)	72.4%
18 to 34 (n=250)	76.1%
35 to 54 (n=384)	74.8%
55 plus (n=379)	72.0%
Liberal (n=389)	82.3%
Conservative (n=292)	57.0%

*Weighted to the true population proportion.

*Charts may not add up to 100 due to rounding.

QUESTION – How would you describe your overall view of the European Union?

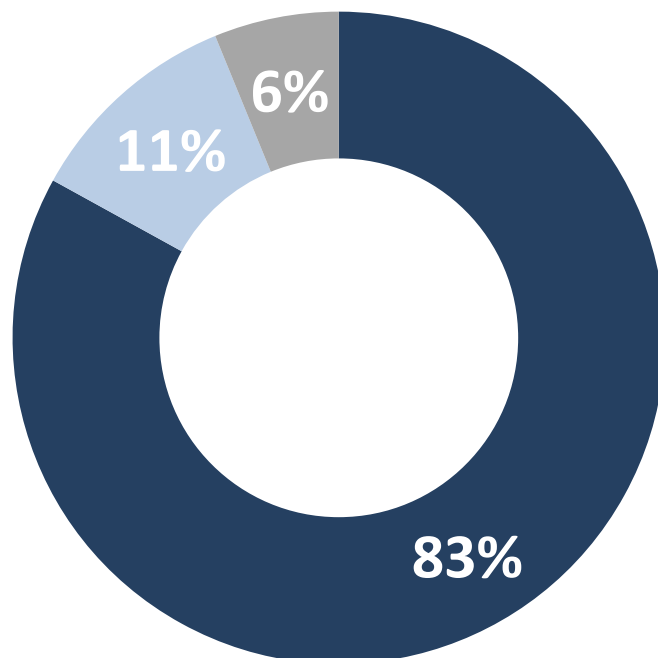
UK as a member of the European Union



Carleton
UNIVERSITY



NANOS



- Currently a member of the European Union
- Not currently a member of the European Union
- Not sure

	Currently a member of the EU
Atlantic (n=88)	83.9%
Quebec (n=236)	79.2%
Ontario (n=308)	84.7%
Prairies (n=221)	83.3%
British Columbia (n=160)	85.0%
Male (n=547)	89.7%
Female (n=466)	76.6%
18 to 34 (n=250)	79.7%
35 to 54 (n=384)	78.7%
55 plus (n=379)	89.0%
Liberal (n=389)	85.2%
Conservative (n=292)	82.6%

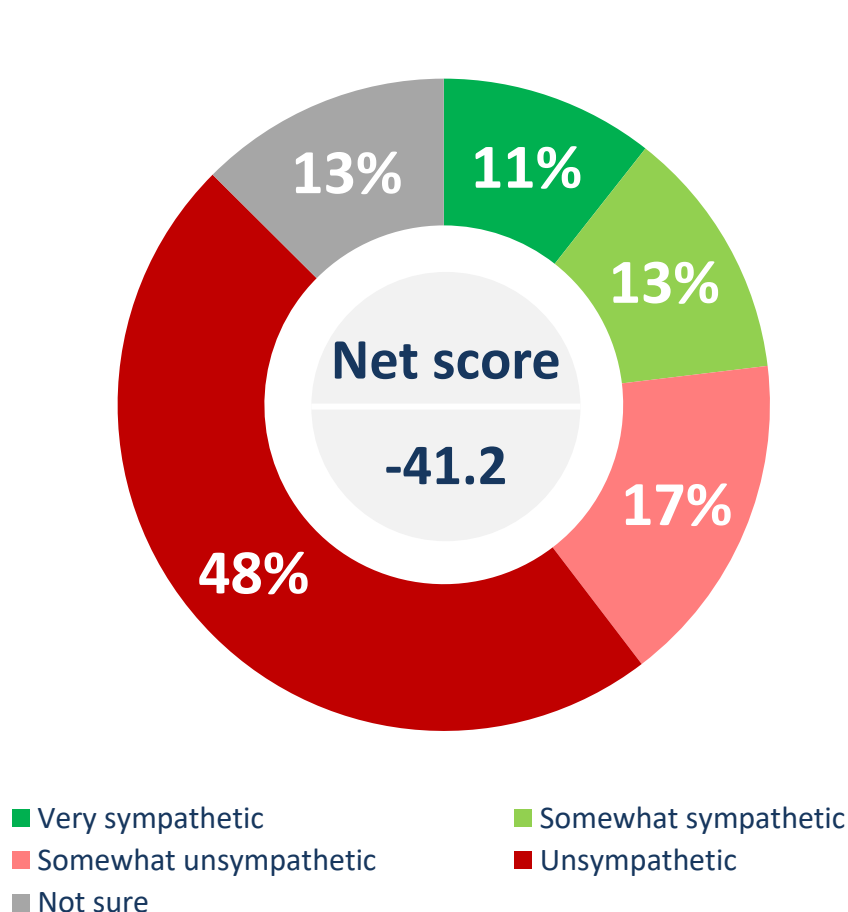
*Weighted to the true population proportion.

*Charts may not add up to 100 due to rounding.

QUESTION – As far as you know, is the United Kingdom currently a member country or not currently a member of the European Union? [ROTATE]

Source: Nanos Research, RDD dual frame hybrid telephone and online random survey, September 26th to 30th, 2019, n=1013, accurate 3.1 points plus or minus, 19 times out of 20.

Sympathy towards Brexit



	Unsympathetic/ somewhat unsympathetic
Atlantic (n=88)	67.1%
Quebec (n=236)	63.5%
Ontario (n=308)	65.0%
Prairies (n=221)	58.6%
British Columbia (n=160)	70.3%
Male (n=547)	65.0%
Female (n=466)	63.8%
18 to 34 (n=250)	66.4%
35 to 54 (n=384)	58.8%
55 plus (n=379)	67.9%
Liberal (n=389)	76.2%
Conservative (n=292)	42.8%

*Weighted to the true population proportion.

*Charts may not add up to 100 due to rounding.

QUESTION – The term “Brexit” is used to describe the United Kingdom’s decision to leave the European Union. How sympathetic are you towards the idea of Brexit?

Canada's relations priorities in regards to policy



Carleton
UNIVERSITY

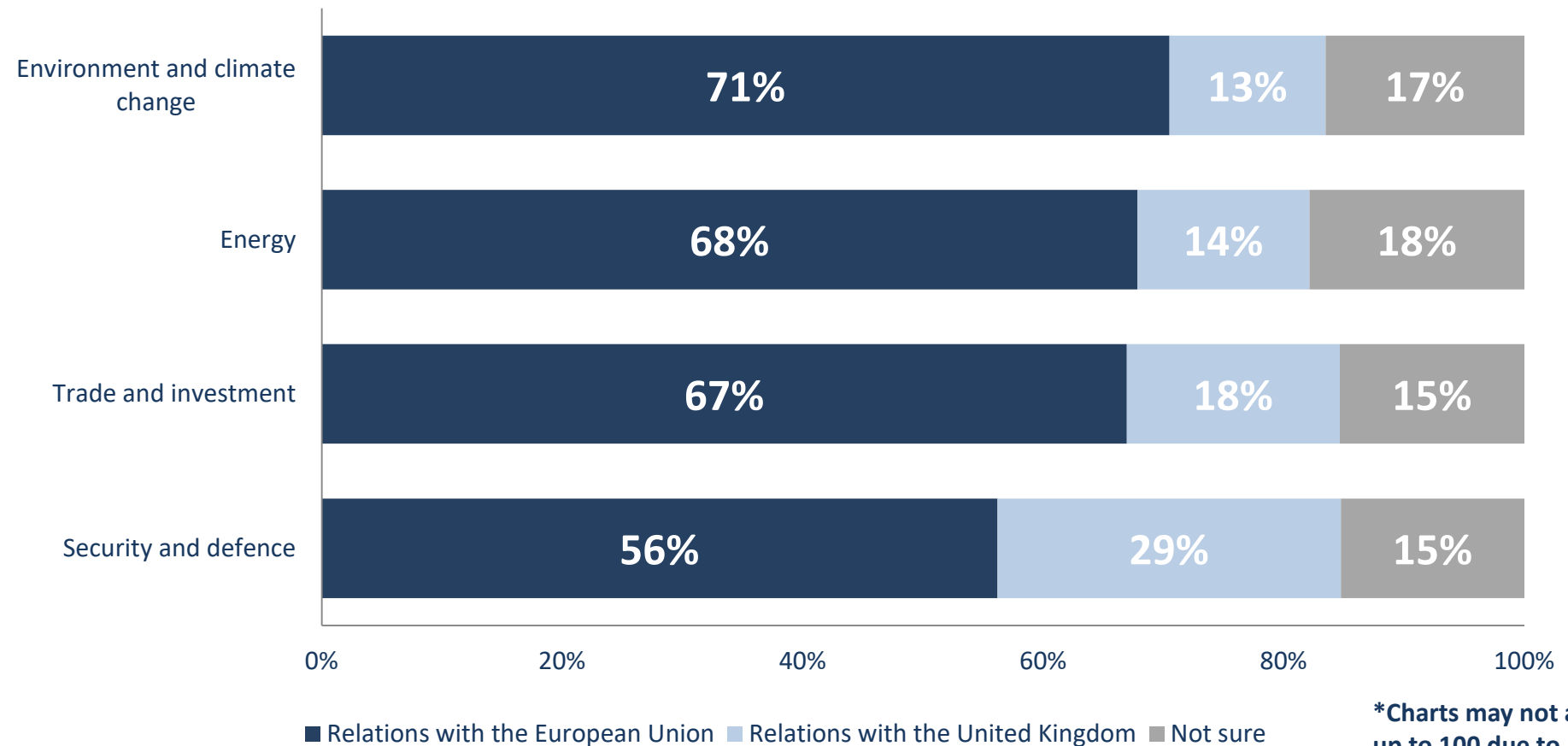


“

Canadians say relations with the European Union over the United Kingdom should be the priority in a number of policy fields

”

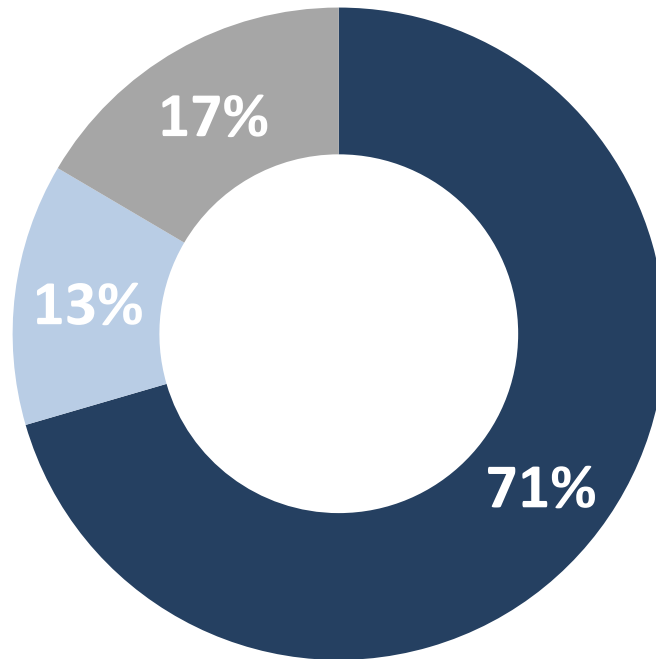
Prioritizing relations for Canada



*Charts may not add up to 100 due to rounding

QUESTION – After Brexit, Canada may have to choose if it wants to prioritize relations with the United Kingdom or with the European Union. For each of the following policy fields, what do you think Canada's priorities should be? [RANDOMIZE]

Relations for the environment and climate change



■ Relations with the European Union ■ Relations with the United Kingdom
■ Not sure

*Weighted to the true population proportion.

*Charts may not add up to 100 due to rounding.

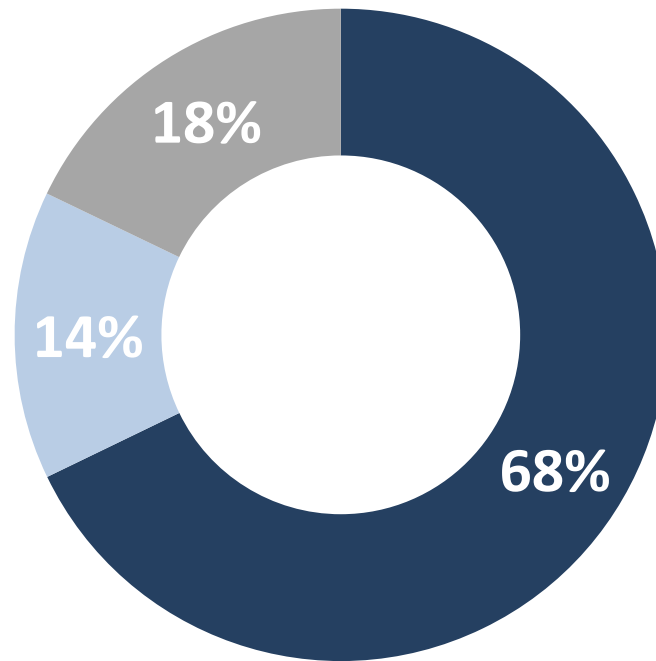
	Relations with the European Union
Atlantic (n=88)	66.2%
Quebec (n=236)	77.6%
Ontario (n=308)	70.1%
Prairies (n=221)	61.6%
British Columbia (n=160)	74.2%
Male (n=547)	69.0%
Female (n=466)	71.9%
18 to 34 (n=250)	75.6%
35 to 54 (n=384)	67.9%
55 plus (n=379)	69.2%
Liberal (n=389)	82.0%
Conservative (n=292)	45.3%

QUESTION – After Brexit, Canada may have to choose if it wants to prioritize relations with the United Kingdom or with the European Union. For each of the following policy fields, what do you think Canada's priorities should be?

[RANDOMIZE]

Environment and climate change

Source: Nanos Research, RDD dual frame hybrid telephone and online random survey, September 26th to 30th, 2019, n=1013, accurate 3.1 points plus or minus, 19 times out of 20.



■ Relations with the European Union ■ Relations with the United Kingdom
■ Not sure

*Weighted to the true population proportion.

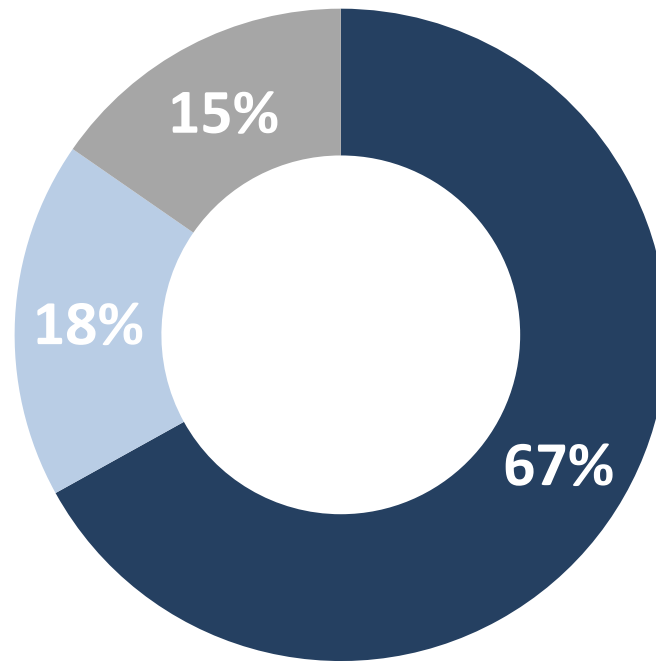
*Charts may not add up to 100 due to rounding.

	Relations with the European Union
Atlantic (n=88)	67.0%
Quebec (n=236)	71.0%
Ontario (n=308)	69.5%
Prairies (n=221)	59.7%
British Columbia (n=160)	70.5%
Male (n=547)	67.8%
Female (n=466)	67.8%
18 to 34 (n=250)	70.5%
35 to 54 (n=384)	66.9%
55 plus (n=379)	66.8%
Liberal (n=389)	76.6%
Conservative (n=292)	49.1%

QUESTION – After Brexit, Canada may have to choose if it wants to prioritize relations with the United Kingdom or with the European Union. For each of the following policy fields, what do you think Canada's priorities should be?

[RANDOMIZE]

Energy



■ Relations with the European Union ■ Relations with the United Kingdom
■ Not sure

*Weighted to the true population proportion.

*Charts may not add up to 100 due to rounding.

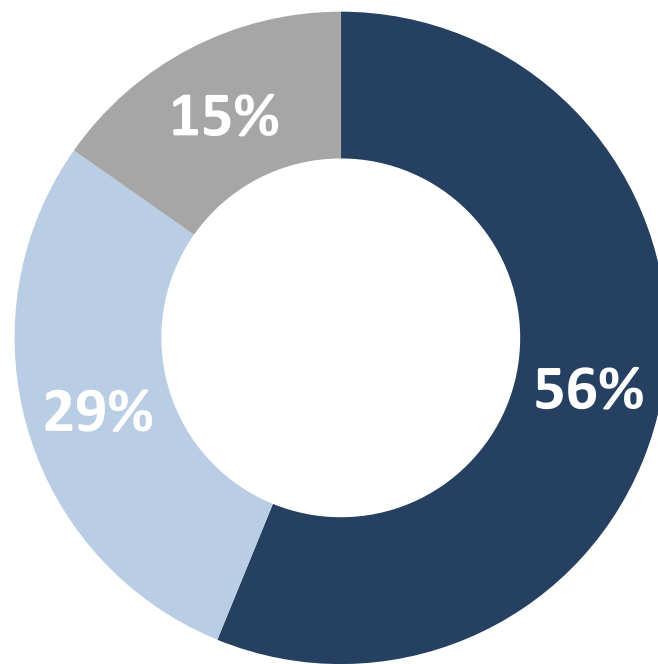
	Relations with the European Union
Atlantic (n=88)	63.1%
Quebec (n=236)	73.6%
Ontario (n=308)	66.2%
Prairies (n=221)	58.6%
British Columbia (n=160)	70.9%
Male (n=547)	67.0%
Female (n=466)	66.9%
18 to 34 (n=250)	71.3%
35 to 54 (n=384)	65.0%
55 plus (n=379)	65.6%
Liberal (n=389)	77.4%
Conservative (n=292)	44.3%

QUESTION – After Brexit, Canada may have to choose if it wants to prioritize relations with the United Kingdom or with the European Union. For each of the following policy fields, what do you think Canada's priorities should be?

[RANDOMIZE]

Trade and investment

Source: Nanos Research, RDD dual frame hybrid telephone and online random survey, September 26th to 30th, 2019, n=1013, accurate 3.1 points plus or minus, 19 times out of 20.



■ Relations with the European Union ■ Relations with the United Kingdom
■ Not sure

*Weighted to the true population proportion.

*Charts may not add up to 100 due to rounding.

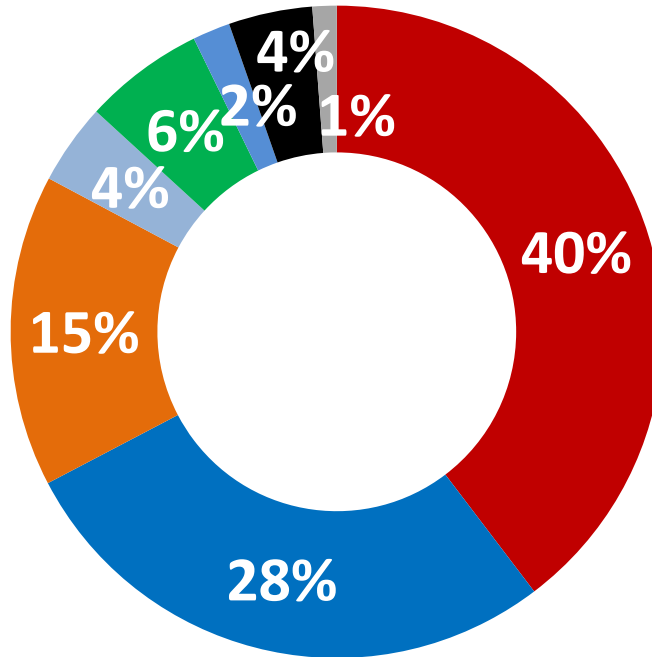
	Relations with the European Union
Atlantic (n=88)	53.1%
Quebec (n=236)	63.7%
Ontario (n=308)	51.3%
Prairies (n=221)	52.7%
British Columbia (n=160)	60.0%
Male (n=547)	56.4%
Female (n=466)	55.9%
18 to 34 (n=250)	60.4%
35 to 54 (n=384)	54.8%
55 plus (n=379)	54.5%
Liberal (n=389)	64.0%
Conservative (n=292)	39.0%

QUESTION – After Brexit, Canada may have to choose if it wants to prioritize relations with the United Kingdom or with the European Union. For each of the following policy fields, what do you think Canada's priorities should be?

[RANDOMIZE]

Security and defence

Voting profile



- The Liberals
- The Conservatives
- The New Democrats
- The Bloc
- The Greens
- The People's Party
- Independent
- Unsure

	Liberal
Atlantic (n=88)	46.7%
Quebec (n=236)	39.3%
Ontario (n=308)	48.0%
Prairies (n=221)	26.9%
British Columbia (n=160)	35.9%
Male (n=547)	34.8%
Female (n=466)	44.3%
18 to 34 (n=250)	35.5%
35 to 54 (n=384)	40.8%
55 plus (n=379)	41.6%

*Weighted to the true population proportion.
*Charts may not add up to 100 due to rounding.

QUESTION – Thinking about your view on Canadian federal politics, do you consider yourself someone who usually votes for [RANDOMIZE] the Liberals, the Conservatives, the New Democrats, the Bloc, the Greens, the People's Party or are you an independent?



Nanos conducted an RDD dual frame (land- and cell-lines) hybrid telephone and online random survey of 1,013 Canadians, 18 years of age or older, between September 26th and 30th, 2019 as part of an omnibus survey. Participants were randomly recruited by telephone using live agents and administered a survey online. The results were statistically checked and weighted by age and gender using the latest Census information and the sample is geographically stratified to be representative of Canada.

Individuals were randomly called using random digit dialling with a maximum of five call backs.

The margin of error for this survey is ± 3.1 percentage points, 19 times out of 20.

The research was commissioned by Carleton University and was conducted by Nanos Research.

Note: Charts may not add up to 100 due to rounding.

TECHNICAL NOTE



Carleton
UNIVERSITY



Element	Description
Research sponsor	Carleton University
Population and Final Sample Size	1013 Randomly selected individuals.
Source of Sample	Dynata
Type of Sample	Probability
Margin of Error	±3.1 percentage points, 19 times out of 20.
Mode of Survey	RDD dual frame (land- and cell-lines) hybrid telephone and online omnibus survey
Sampling Method Base	The sample included both land- and cell-lines RDD (Random Digit Dialed) across Canada.
Demographics (Captured)	Atlantic Canada, Quebec, Ontario, Prairies, British Columbia; Men and Women; 18 years and older. Six digit postal code was used to validate geography.
Fieldwork/Validation	Individuals were recruited using live interviews with live supervision to validate work, the research questions were administered online
Number of Calls	Maximum of five call backs.
Time of Calls	Individuals were called between 12-5:30 pm and 6:30-9:30pm local time for the respondent.
Field Dates	September 26 th to 30 th , 2019.
Language of Survey	The survey was conducted in both English and French.
Standards	Nanos Research is a member of the Canadian Research Insights Council (CRIC) and confirms that this research fully complies with all CRIC Standards including the CRIC Public Opinion Research Standards and Disclosure Requirements. https://canadianresearchinsightscouncil.ca/standards/

Element	Description
Weighting of Data	The results were weighted by age and gender using the latest Census information (2016) and the sample is geographically stratified to ensure a distribution across all regions of Canada. See tables for full weighting disclosure
Screening	Screening ensured potential respondents did not work in the market research industry, in the advertising industry, in the media or a political party prior to administering the survey to ensure the integrity of the data.
Excluded Demographics	Individuals younger than 18 years old; individuals without land or cell lines, and individuals without internet access could not participate.
Stratification	By age and gender using the latest Census information (2016) and the sample is geographically stratified to be representative of Canada. Smaller areas such as Atlantic Canada were marginally oversampled to allow for a minimum regional sample.
Estimated Response Rate	12 percent, consistent with industry norms.
Question Order	Question order in the preceding report reflects the order in which they appeared in the original questionnaire.
Question Content	This was module five of six of an omnibus survey. Module one was about federal party leaders, Module two was about neighbourhood pharmacies. Module three was about standard of living and module four was about cost of living and phone services. Module six was about Realtors®.
Question Wording	The questions in the preceding report are written exactly as they were asked to individuals.
Research/Data Collection Supplier	Nanos Research
Contact	Contact Nanos Research for more information or with any concerns or questions. http://www.nanos.co Telephone:(613) 234-4666 ext. 237 Email: info@nanosresearch.com.

ABOUT NANOS



Carleton
UNIVERSITY



As one of North America's premier market and public opinion research firms, we put strategic intelligence into the hands of decision makers. The majority of our work is for private sector and public facing organizations and ranges from market studies, managing reputation through to leveraging data intelligence. Nanos Research offers a vertically integrated full service quantitative and qualitative research practice to attain the highest standards and the greatest control over the research process.

www.nanos.co



A public relations consultancy for executives and organizations with images to create, issues to manage, relationships to build, and reputations to protect in a digitally disrupted era. We serve senior leaders with PR counsel that is both strategic and social, informed by a deep understanding of analytics, content, communities, media, sustainability and technology. www.signaleadership.com

nanos dimap analytika



dimap

This international joint venture between dimap and Nanos brings together top research and data experts from North American and Europe to deliver exceptional data intelligence to clients. The team offers data intelligence services ranging from demographic and sentiment microtargeting; consumer sentiment identification and decision conversion; and, data analytics and profiling for consumer persuasion.

www.nanosdimap.com

NANOS RUTHERFORD McKAY & Co.

NRM is an affiliate of Nanos Research and Rutherford McKay Associates. Our service offerings are based on decades of professional experience and extensive research and include public acceptance and engagement, communications audits, and narrative development. www.nrmpublicaffairs.com

TABULATIONS



Carleton
UNIVERSITY





2019-1486 – Carleton University – September OMNI – STAT SHEET

Please rank the two regions outside of North America you feel the closest affinity to where 1 is the closest affinity and 2 the second closest affinity? [RANDOMIZE]

			Region						What is your gender?		Age		
			Canada 2019-09	Atlantic	Quebec	Ontario	Prairies	West	Male	Female	18 to 34	35 to 54	55 plus
Question - Rank 1	Total	Unwgt N	1013	88	236	308	221	160	547	466	250	384	379
		Wgt N	1000	100	250	300	200	150	491	509	271	340	389
	Africa South of the Sahara	%	1.1	0.8	2.1	0.8	0.5	0.6	1.1	1.0	1.6	0.8	0.9
	Central America and the Caribbean	%	7.8	10.3	9.7	7.1	7.3	4.9	7.0	8.5	5.9	7.6	9.2
	East and South-East Asia	%	2.9	2.0	2.0	3.8	2.1	4.4	3.9	2.1	4.3	2.2	2.6
	Eurasia (Russia and Central Asia)	%	1.3	0.0	0.3	0.9	2.0	3.5	1.2	1.3	2.4	1.5	0.2
	Europe	%	52.2	52.4	59.3	50.7	49.9	46.0	54.2	50.2	55.3	52.5	49.7
	Middle East and North Africa	%	1.3	0.0	2.1	1.3	1.8	0.0	1.2	1.3	2.6	1.7	0.0
	Oceania (Australia, New Zealand, Pacific islands)	%	15.9	15.9	9.0	14.0	22.6	22.1	17.8	14.0	14.5	16.3	16.5
	South America	%	3.2	1.2	6.7	2.8	1.6	1.4	2.1	4.1	3.1	4.5	2.1
	South Asia	%	1.3	0.0	0.3	1.9	2.1	1.3	1.5	1.0	1.1	0.9	1.7
	Not sure	%	11.2	12.1	7.8	14.7	8.7	12.4	7.8	14.4	8.4	10.5	13.7
	Unsure/no answer	%	2.1	5.3	0.7	2.0	1.3	3.3	2.2	1.9	0.9	1.6	3.3

Nanos conducted an RDD dual frame (land- and cell- lines) hybrid telephone and online random survey of 1,013 Canadians, 18 years of age or older, between September 26th and September 30th, 2019. The margin of error this survey is ± 3.1 percentage points, 19 times out of 20. Columns with n values less than 30 have been shaded.

www.nanos.co



2019-1486 – Carleton University – September OMNI – STAT SHEET

Please rank the two regions outside of North America you feel the closest affinity to where 1 is the closest affinity and 2 the second closest affinity? [RANDOMIZE]

			Region						What is your gender?		Age		
			Canada 2019-09	Atlantic	Quebec	Ontario	Prairies	West	Male	Female	18 to 34	35 to 54	55 plus
Question - Rank 2	Total	Unwgt N	847	69	212	244	189	133	469	378	215	325	307
		Wgt N	831	77	222	236	171	125	420	410	232	286	313
	Africa South of the Sahara	%	0.7	0.0	1.3	0.4	1.1	0.0	0.9	0.5	1.2	0.6	0.3
	Central America and the Caribbean	%	11.9	11.9	15.6	11.5	7.1	12.5	9.3	14.6	10.4	10.4	14.4
	East and South-East Asia	%	5.1	0.0	2.6	7.7	4.8	7.9	4.9	5.2	6.5	6.8	2.5
	Eurasia (Russia and Central Asia)	%	1.6	0.0	2.3	1.2	2.1	1.3	2.2	1.0	2.0	2.3	0.6
	Europe	%	30.9	36.6	29.1	28.8	31.8	33.5	31.3	30.5	32.2	30.4	30.5
	Middle East and North Africa	%	1.8	2.8	2.5	1.6	1.5	0.6	1.8	1.8	1.5	2.3	1.5
	Oceania (Australia, New Zealand, Pacific islands)	%	31.9	35.5	30.4	31.6	35.0	28.3	35.1	28.6	30.7	32.2	32.4
	South America	%	5.5	2.9	8.9	3.0	3.0	9.2	4.7	6.3	7.0	4.3	5.5
	South Asia	%	0.7	0.0	0.9	0.3	1.0	1.2	1.0	0.4	0.5	0.8	0.9
	Not sure	%	10.0	10.3	6.3	13.8	12.6	5.6	8.8	11.1	8.0	10.0	11.4

Nanos conducted an RDD dual frame (land- and cell- lines) hybrid telephone and online random survey of 1,013 Canadians, 18 years of age or older, between September 26th and September 30th, 2019. The margin of error this survey is ± 3.1 percentage points, 19 times out of 20. Columns with n values less than 30 have been shaded.

www.nanos.co



2019-1486 – Carleton University – September OMNI – STAT SHEET

			Region						What is your gender?		Age		
			Canada 2019-09	Atlantic	Quebec	Ontario	Prairies	West	Male	Female	18 to 34	35 to 54	55 plus
Question - Which one European country, if any, do you feel the closest attachment to? [OPEN]	Total	Unwgt N	945	82	219	286	207	151	515	430	228	360	357
		Wgt N	930	93	231	278	187	142	462	468	246	318	366
	Area of Great Britain/United Kingdom/British Isles (includes England, Scotland and Wales)	%	39.5	51.7	13.4	46.4	49.9	47.0	43.0	36.1	37.8	39.3	40.9
	France	%	18.0	6.9	52.1	6.9	7.1	6.2	17.8	18.3	15.2	18.4	19.6
	Ireland	%	4.7	8.4	2.3	4.9	5.0	5.3	3.8	5.6	6.2	3.5	4.7
	Italy	%	4.5	6.8	5.7	5.8	3.0	0.7	3.2	5.9	2.6	4.4	5.9
	Poland	%	1.3	0.0	1.1	1.2	1.9	2.0	1.2	1.4	1.7	2.2	0.3
	Russia	%	0.2	0.0	0.0	0.0	1.0	0.0	0.0	0.4	0.5	0.2	0.0
	Germany	%	5.6	4.5	2.8	5.7	7.7	8.2	5.8	5.5	6.5	5.9	4.9
	Netherlands	%	2.7	2.0	0.0	3.5	3.2	5.5	3.8	1.7	3.5	2.6	2.3
	Switzerland	%	1.7	0.0	4.2	0.7	1.0	1.5	1.5	1.9	2.9	1.5	1.1
	Denmark	%	0.7	0.8	1.3	0.6	0.0	0.7	0.7	0.6	1.4	0.3	0.5
	Portugal	%	0.9	1.8	0.5	1.0	1.3	0.0	0.5	1.2	0.7	1.1	0.7
	Hungary	%	0.7	0.0	0.4	1.0	0.9	0.5	0.7	0.6	0.0	0.9	0.9
	Turkey	%	0.2	0.0	0.0	0.4	0.4	0.0	0.2	0.2	0.0	0.6	0.0
	Malta	%	0.3	0.0	0.0	1.0	0.0	0.0	0.6	0.0	0.7	0.3	0.0
	Austria	%	0.4	0.0	0.0	0.3	0.5	1.4	0.3	0.5	0.5	0.3	0.4
	Spain	%	1.1	0.0	0.9	1.8	0.9	1.2	1.3	1.0	0.7	0.7	1.7
	Serbia	%	0.1	0.0	0.0	0.0	0.0	0.8	0.0	0.3	0.0	0.4	0.0
	Other	%	1.5	2.2	3.0	0.9	1.5	0.0	1.2	1.9	2.4	0.4	1.9
	Sweden	%	1.9	3.3	2.6	1.2	1.5	1.8	2.6	1.2	4.5	0.9	1.1
	Norway	%	1.3	2.3	0.0	0.6	1.3	3.9	1.3	1.3	0.7	1.5	1.5
	Iceland	%	0.5	0.8	0.9	0.0	0.4	0.5	0.3	0.6	0.3	0.8	0.3
	Estonia	%	0.1	0.0	0.0	0.3	0.0	0.0	0.2	0.0	0.0	0.3	0.0
	Finland	%	0.4	0.0	0.7	0.3	0.9	0.0	0.2	0.7	1.4	0.2	0.0
	Azibarjian	%	0.1	0.0	0.0	0.0	0.0	0.8	0.0	0.3	0.5	0.0	0.0

Nanos conducted an RDD dual frame (land- and cell- lines) hybrid telephone and online random survey of 1,013 Canadians, 18 years of age or older, between September 26th and September 30th, 2019. The margin of error this survey is ± 3.1 percentage points, 19 times out of 20. Columns with n values less than 30 have been shaded.

www.nanos.co



2019-1486 – Carleton University – September OMNI – STAT SHEET

		Region						What is your gender?		Age		
		Canada 2019-09	Atlantic	Quebec	Ontario	Prairies	West	Male	Female	18 to 34	35 to 54	55 plus
Slovakia	%	0.1	0.0	0.0	0.0	0.0	0.7	0.0	0.2	0.0	0.0	0.3
Greece	%	0.5	0.0	0.0	0.6	1.6	0.0	0.5	0.5	0.5	0.5	0.5
Ukraine	%	0.2	0.0	0.0	0.4	0.4	0.0	0.2	0.2	0.3	0.3	0.0
None	%	8.1	5.2	4.9	12.4	6.5	8.8	6.5	9.6	4.6	9.2	9.5
Cyprus	%	0.1	0.0	0.0	0.3	0.0	0.0	0.2	0.0	0.0	0.0	0.2
Romania	%	0.2	0.0	0.3	0.0	0.4	0.0	0.3	0.0	0.3	0.2	0.0
Slovenia	%	0.2	1.4	0.0	0.3	0.0	0.0	0.5	0.0	0.0	0.3	0.4
Belgium	%	0.8	0.0	2.6	0.3	0.5	0.0	1.1	0.6	1.8	1.1	0.0
Unsure	%	1.3	1.8	0.5	1.3	1.0	2.5	0.4	2.2	1.8	1.7	0.5

Nanos conducted an RDD dual frame (land- and cell- lines) hybrid telephone and online random survey of 1,013 Canadians, 18 years of age or older, between September 26th and September 30th, 2019. The margin of error this survey is ± 3.1 percentage points, 19 times out of 20. Columns with n values less than 30 have been shaded.

www.nanos.co



2019-1486 – Carleton University – September OMNI – STAT SHEET

When you think about Canada's relationship to Europe, please rank the following aspects of the relationship where 1 is the most important aspect and 2 is the second most important aspect of the relationship. [RANDOMIZE]

			Region						What is your gender?		Age		
Question - Rank 1	Total		Canada 2019-09	Atlantic	Quebec	Ontario	Prairies	West	Male	Female	18 to 34	35 to 54	55 plus
			Unwgt N										
		Wgt N	1000	100	250	300	200	150	491	509	271	340	389
	Canada has historical ties to Europe	%	20.7	31.3	22.6	17.4	17.6	20.8	19.3	21.9	24.6	16.1	21.8
	Canada's culture is shaped by Europe	%	8.3	3.5	6.3	9.4	10.0	10.4	7.8	8.8	8.2	8.5	8.1
	Canada has close economic relations with European countries	%	14.2	14.2	15.3	13.6	14.6	13.3	16.8	11.8	16.3	15.5	11.7
	Canada and European countries both have democratic systems of government	%	26.6	25.7	27.9	30.3	22.7	22.9	25.0	28.1	25.2	26.2	27.9
	Canada and European countries are both committed to a rules-based international order	%	22.8	16.8	20.2	22.4	26.6	27.2	24.0	21.7	18.2	25.4	23.9
	Canada and European countries share similar values/have the same goals	%	0.1	0.0	0.3	0.0	0.0	0.0	0.1	0.0	0.0	0.2	0.0
	Canada and European countries are both committed to fighting climate change	%	0.7	1.2	0.8	0.6	0.6	0.5	1.2	0.2	1.8	0.3	0.2
	Other	%	0.7	0.0	0.8	0.4	1.1	0.9	1.1	0.2	0.3	1.2	0.5
	Unsure/no answer	%	6.0	7.4	5.9	5.9	6.8	3.9	4.6	7.3	5.4	6.5	5.9

Nanos conducted an RDD dual frame (land- and cell- lines) hybrid telephone and online random survey of 1,013 Canadians, 18 years of age or older, between September 26th and September 30th, 2019. The margin of error this survey is ± 3.1 percentage points, 19 times out of 20. Columns with n values less than 30 have been shaded.

www.nanos.co



2019-1486 – Carleton University – September OMNI – STAT SHEET

When you think about Canada's relationship to Europe, please rank the following aspects of the relationship where 1 is the most important aspect and 2 is the second most important aspect of the relationship. [RANDOMIZE]

			Region						What is your gender?		Age		
			Canada 2019-09	Atlantic	Quebec	Ontario	Prairies	West	Male	Female	18 to 34	35 to 54	55 plus
Question - Rank 2	Total	Unwgt N	930	79	221	282	207	141	516	414	235	353	342
		Wgt N	912	89	232	271	188	133	463	449	253	311	347
	Canada has historical ties to Europe	%	20.2	13.5	22.3	20.1	21.5	19.4	19.4	21.0	17.1	22.7	20.2
	Canada's culture is shaped by Europe	%	10.8	16.0	7.8	8.9	12.6	13.5	11.4	10.2	11.6	10.1	10.8
	Canada has close economic relations with European countries	%	16.3	15.7	19.2	19.2	14.1	9.1	17.4	15.3	18.9	14.0	16.5
	Canada and European countries both have democratic systems of government	%	25.9	25.0	27.0	25.2	24.9	27.7	25.1	26.8	25.6	27.3	25.0
	Canada and European countries are both committed to a rules-based international order	%	24.0	25.0	21.7	24.5	23.0	27.9	23.8	24.3	23.6	22.4	25.9
	Canada and European countries share similar values/have the same goals	%	0.1	0.0	0.0	0.0	0.0	1.0	0.3	0.0	0.5	0.0	0.0
	Canada and European countries are both committed to fighting climate change	%	2.3	4.9	1.7	2.0	3.0	1.4	2.1	2.5	2.7	3.1	1.3
	Other	%	0.3	0.0	0.3	0.0	0.9	0.0	0.5	0.0	0.0	0.5	0.3

Nanos conducted an RDD dual frame (land- and cell- lines) hybrid telephone and online random survey of 1,013 Canadians, 18 years of age or older, between September 26th and September 30th, 2019. The margin of error this survey is ± 3.1 percentage points, 19 times out of 20. Columns with n values less than 30 have been shaded.



2019-1486 – Carleton University – September OMNI – STAT SHEET

			Region							What is your gender?		Age		
			Canada 2019-09	Atlantic	Quebec	Ontario	Prairies	West	Male	Female	18 to 34	35 to 54	55 plus	
Question - In Canada as well as in Europe, referendums are sometimes used to decide on contentious issues in a society. People have a variety of opinions about this. What is your opinion? [ROTATE]	Total	Unwgt N	1013	88	236	308	221	160	547	466	250	384	379	
		Wgt N	1000	100	250	300	200	150	491	509	271	340	389	
	Referendums are a good way to decide contentious issues	%	57.1	57.5	68.7	53.3	53.5	50.1	59.2	55.1	52.2	61.0	57.2	
	Referendums are not a good way to decide contentious issues	%	28.3	21.9	19.2	30.4	33.9	36.4	31.2	25.6	31.1	23.5	30.7	
	Not sure	%	14.5	20.6	12.1	16.3	12.6	13.5	9.6	19.3	16.8	15.5	12.1	
			Region							What is your gender?		Age		
			Canada 2019-09	Atlantic	Quebec	Ontario	Prairies	West	Male	Female	18 to 34	35 to 54	55 plus	
Question - How would you describe your overall view of the European Union?	Total	Unwgt N	1013	88	236	308	221	160	547	466	250	384	379	
		Wgt N	1000	100	250	300	200	150	491	509	271	340	389	
	Very positive	%	20.5	18.0	16.2	20.6	21.2	28.3	24.4	16.7	22.0	20.0	19.9	
	Somewhat positive	%	53.5	52.9	62.5	52.3	48.2	48.6	51.2	55.7	54.1	54.8	52.1	
	Somewhat negative	%	10.2	7.6	5.2	12.5	15.9	7.9	10.7	9.6	9.7	9.4	11.2	
	Very negative	%	5.8	6.1	4.5	4.0	9.1	7.0	9.5	2.2	5.8	6.2	5.4	
	Not sure	%	10.0	15.4	11.7	10.6	5.6	8.2	4.1	15.7	8.4	9.6	11.4	

Nanos conducted an RDD dual frame (land- and cell- lines) hybrid telephone and online random survey of 1,013 Canadians, 18 years of age or older, between September 26th and September 30th, 2019. The margin of error this survey is ± 3.1 percentage points, 19 times out of 20. Columns with n values less than 30 have been shaded.

www.nanos.co



2019-1486 – Carleton University – September OMNI – STAT SHEET

			Region						What is your gender?		Age		
			Canada 2019-09	Atlantic	Quebec	Ontario	Prairies	West	Male	Female	18 to 34	35 to 54	55 plus
Question - As far as you know, is the United Kingdom currently a member country or not currently a member of the European Union? [ROTATE]	Total	Unwgt N	1013	88	236	308	221	160	547	466	250	384	379
		Wgt N	1000	100	250	300	200	150	491	509	271	340	389
	Currently a member of the European Union	%	83.0	83.9	79.2	84.7	83.3	85.0	89.7	76.6	79.7	78.7	89.0
	Not currently a member of the European Union	%	10.8	10.8	14.5	9.7	9.3	8.8	7.3	14.2	13.7	13.0	6.9
	Not sure	%	6.2	5.4	6.3	5.6	7.4	6.2	3.0	9.3	6.6	8.3	4.1

			Region						What is your gender?		Age		
			Canada 2019-09	Atlantic	Quebec	Ontario	Prairies	West	Male	Female	18 to 34	35 to 54	55 plus
Question - The term “Brexit” is used to describe the United Kingdom’s decision to leave the European Union. How sympathetic are you towards the idea of Brexit?	Total	Unwgt N	1013	88	236	308	221	160	547	466	250	384	379
		Wgt N	1000	100	250	300	200	150	491	509	271	340	389
	Very sympathetic	%	10.6	8.2	7.3	11.7	15.4	9.3	15.3	6.1	11.7	9.6	10.8
	Somewhat sympathetic	%	12.5	15.8	8.9	12.9	16.7	9.9	12.1	12.8	10.1	15.8	11.2
	Somewhat unsympathetic	%	16.5	18.2	18.6	18.1	14.2	11.8	13.9	19.1	15.2	17.2	16.9
	Unsympathetic	%	47.8	48.9	44.9	46.9	44.4	58.5	51.1	44.7	51.2	41.6	51.0
	Not sure	%	12.5	8.9	20.3	10.4	9.3	10.6	7.6	17.3	11.8	15.9	10.1

Nanos conducted an RDD dual frame (land- and cell- lines) hybrid telephone and online random survey of 1,013 Canadians, 18 years of age or older, between September 26th and September 30th, 2019. The margin of error this survey is ± 3.1 percentage points, 19 times out of 20. Columns with n values less than 30 have been shaded.

www.nanos.co



2019-1486 – Carleton University – September OMNI – STAT SHEET

After Brexit, Canada may have to choose if it wants to prioritize relations with the United Kingdom or with the European Union. For each of the following policy fields, what do you think Canada's priorities should be? [RANDOMIZE]

			Region						What is your gender?		Age		
			Canada 2019-09	Atlantic	Quebec	Ontario	Prairies	West	Male	Female	18 to 34	35 to 54	55 plus
Question - Trade and investment	Total	Unwgt N	1013	88	236	308	221	160	547	466	250	384	379
		Wgt N	1000	100	250	300	200	150	491	509	271	340	389
	Relations with the European Union	%	66.9	63.1	73.6	66.2	58.6	70.9	67.0	66.9	71.3	65.0	65.6
	Relations with the United Kingdom	%	17.7	20.2	11.3	17.8	27.6	13.2	22.8	12.8	14.0	16.5	21.3
	Not sure	%	15.4	16.6	15.0	16.0	13.7	15.9	10.2	20.3	14.6	18.5	13.1

After Brexit, Canada may have to choose if it wants to prioritize relations with the United Kingdom or with the European Union. For each of the following policy fields, what do you think Canada's priorities should be? [RANDOMIZE]

			Region						What is your gender?		Age		
			Canada 2019-09	Atlantic	Quebec	Ontario	Prairies	West	Male	Female	18 to 34	35 to 54	55 plus
Question - Security and defence	Total	Unwgt N	1013	88	236	308	221	160	547	466	250	384	379
		Wgt N	1000	100	250	300	200	150	491	509	271	340	389
	Relations with the European Union	%	56.2	53.1	63.7	51.3	52.7	60.0	56.4	55.9	60.4	54.8	54.5
	Relations with the United Kingdom	%	28.6	33.8	18.3	34.5	34.4	22.5	33.5	23.8	23.1	26.7	34.0
	Not sure	%	15.3	13.2	18.0	14.1	12.9	17.5	10.0	20.3	16.6	18.5	11.5

Nanos conducted an RDD dual frame (land- and cell- lines) hybrid telephone and online random survey of 1,013 Canadians, 18 years of age or older, between September 26th and September 30th, 2019. The margin of error this survey is ± 3.1 percentage points, 19 times out of 20. Columns with n values less than 30 have been shaded.

www.nanos.co



2019-1486 – Carleton University – September OMNI – STAT SHEET

After Brexit, Canada may have to choose if it wants to prioritize relations with the United Kingdom or with the European Union. For each of the following policy fields, what do you think Canada's priorities should be? [RANDOMIZE]

			Region						What is your gender?		Age		
			Canada 2019-09	Atlantic	Quebec	Ontario	Prairies	West	Male	Female	18 to 34	35 to 54	55 plus
Question - Energy	Total	Unwgt N	1013	88	236	308	221	160	547	466	250	384	379
		Wgt N	1000	100	250	300	200	150	491	509	271	340	389
	Relations with the European Union	%	67.8	67.0	71.0	69.5	59.7	70.5	67.8	67.8	70.5	66.9	66.8
	Relations with the United Kingdom	%	14.3	14.9	10.4	13.2	23.8	10.1	18.5	10.3	10.5	13.9	17.2
	Not sure	%	17.9	18.1	18.6	17.3	16.5	19.4	13.7	21.9	19.0	19.1	16.0

After Brexit, Canada may have to choose if it wants to prioritize relations with the United Kingdom or with the European Union. For each of the following policy fields, what do you think Canada's priorities should be? [RANDOMIZE]

			Region						What is your gender?		Age		
			Canada 2019-09	Atlantic	Quebec	Ontario	Prairies	West	Male	Female	18 to 34	35 to 54	55 plus
Question - Environment and climate change	Total	Unwgt N	1013	88	236	308	221	160	547	466	250	384	379
		Wgt N	1000	100	250	300	200	150	491	509	271	340	389
	Relations with the European Union	%	70.5	66.2	77.6	70.1	61.6	74.2	69.0	71.9	75.6	67.9	69.2
	Relations with the United Kingdom	%	13.0	16.3	9.0	13.1	19.1	9.0	16.2	9.9	9.4	13.6	14.9
	Not sure	%	16.5	17.5	13.4	16.8	19.4	16.8	14.8	18.2	15.0	18.5	15.9

Nanos conducted an RDD dual frame (land- and cell- lines) hybrid telephone and online random survey of 1,013 Canadians, 18 years of age or older, between September 26th and September 30th, 2019. The margin of error this survey is ± 3.1 percentage points, 19 times out of 20. Columns with n values less than 30 have been shaded.

www.nanos.co



2019-1486 – Carleton University – September OMNI – STAT SHEET

			Region						What is your gender?		Age		
			Canada 2019-09	Atlantic	Quebec	Ontario	Prairies	West	Male	Female	18 to 34	35 to 54	55 plus
Question - Thinking about your view on Canadian federal politics, do you consider yourself someone who usually votes for the Liberals, the Conservatives, the New Democrats, the Bloc, the Greens, the People's Party or are you an independent? [RANDOMIZE]	Total	Unwgt N	1013	88	236	308	221	160	547	466	250	384	379
		Wgt N	1000	100	250	300	200	150	491	509	271	340	389
	The Liberals	%	39.6	46.7	39.3	48.0	26.9	35.9	34.8	44.3	35.5	40.8	41.6
	The Conservatives	%	27.7	22.8	16.0	28.8	44.4	25.6	35.0	20.6	25.5	25.7	30.9
	The New Democrats	%	15.5	21.2	10.8	14.0	13.9	24.5	12.0	18.9	19.6	15.0	13.0
	The Bloc	%	4.0	0.0	15.7	0.3	0.0	0.0	3.9	4.1	3.6	3.4	4.8
	The Greens	%	6.0	4.5	7.9	4.4	5.5	7.6	5.2	6.7	7.4	7.2	4.0
	The People's Party	%	1.9	0.0	2.0	1.1	2.6	3.4	2.6	1.2	2.3	2.6	0.9
	Independent	%	4.2	0.8	7.6	2.3	5.4	2.5	5.4	3.0	5.1	4.3	3.4
	Unsure	%	1.2	3.9	0.7	1.1	1.2	0.5	1.2	1.2	1.0	1.2	1.4

Nanos conducted an RDD dual frame (land- and cell- lines) hybrid telephone and online random survey of 1,013 Canadians, 18 years of age or older, between September 26th and September 30th, 2019. The margin of error this survey is ± 3.1 percentage points, 19 times out of 20. Columns with n values less than 30 have been shaded.

www.nanos.co



2019-1486 – Carleton University – September OMNI – STAT SHEET

Please rank the two regions outside of North America you feel the closest affinity to where 1 is the closest affinity and 2 the second closest affinity?

			Canada 2019-09	The Liberals	The Conservatives	The New Democrats	The Bloc	The Greens	The People's Party	Independent	Unsure
Question - Rank 1	Total	Unwgt N	1013	389	292	157	38	59	20	45	13
		Wgt N	1000	396	277	155	40	60	19	42	12
	Africa South of the Sahara	%	1.1	1.4	0.7	0.0	3.8	1.6		1.9	
	Central America and the Caribbean	%	7.8	8.6	9.2	6.0	16.2	1.8		2.8	
	East and South-East Asia	%	2.9	2.9	4.1	2.4	0.0	1.8		2.2	
	Eurasia (Russia and Central Asia)	%	1.3	0.5	1.2	2.0	2.0	0.0		5.1	
	Europe	%	52.2	49.8	47.3	62.0	52.1	59.1		65.8	
	Middle East and North Africa	%	1.3	1.7	0.6	2.0	0.0	1.8		0.0	
	Oceania (Australia, New Zealand, Pacific islands)	%	15.9	17.2	18.8	10.2	9.6	15.1		11.2	
	South America	%	3.2	2.3	2.0	6.2	9.1	3.1		4.4	
	South Asia	%	1.3	1.4	1.0	1.0	1.8	2.0		2.0	
	Not sure	%	11.2	12.3	11.9	7.2	5.4	13.7		4.4	
	Unsure/no answer	%	2.1	2.0	3.2	1.1	0.0	0.0		0.0	

Nanos conducted an RDD dual frame (land- and cell- lines) hybrid telephone and online random survey of 1,013 Canadians, 18 years of age or older, between September 26th and September 30th, 2019. The margin of error this survey is ± 3.1 percentage points, 19 times out of 20. Columns with n values of less than 30 have been shaded.

www.nanos.co



2019-1486 – Carleton University – September OMNI – STAT SHEET

Please rank the two regions outside of North America you feel the closest affinity to where 1 is the closest affinity and 2 the second closest affinity?

			Canada 2019-09	The Liberals	The Conservatives	The New Democrats	The Bloc	The Greens	The People's Party	Independent	Unsure
Question - Rank 2	Total	Unwgt N	847	319	243	142	35	47	17	40	4
		Wgt N	831	320	230	141	37	48	16	36	4
	Africa South of the Sahara	%	0.7	0.0	1.2	0.7	2.8	0.0		2.5	
	Central America and the Caribbean	%	11.9	11.8	8.7	10.2	22.2	17.2		24.2	
	East and South-East Asia	%	5.1	5.7	5.4	5.2	4.1	0.0		0.0	
	Eurasia (Russia and Central Asia)	%	1.6	1.6	0.9	1.7	0.0	2.3		4.5	
	Europe	%	30.9	35.5	32.1	25.4	24.7	25.8		17.3	
	Middle East and North Africa	%	1.8	1.7	0.4	3.2	4.1	0.0		4.5	
	Oceania (Australia, New Zealand, Pacific islands)	%	31.9	28.5	33.2	34.5	27.0	42.0		35.9	
	South America	%	5.5	5.7	4.8	4.1	10.5	8.6		7.7	
	South Asia	%	0.7	0.7	0.7	1.0	0.0	2.0		0.0	
	Not sure	%	10.0	8.8	12.7	14.0	4.5	2.1		3.3	

Nanos conducted an RDD dual frame (land- and cell- lines) hybrid telephone and online random survey of 1,013 Canadians, 18 years of age or older, between September 26th and September 30th, 2019. The margin of error this survey is ± 3.1 percentage points, 19 times out of 20. Columns with n values of less than 30 have been shaded.

www.nanos.co



2019-1486 – Carleton University – September OMNI – STAT SHEET

When you think about Canada's relationship to Europe, please rank the following aspects of the relationship where 1 is the most important aspect and 2 is the second most important aspect of the relationship.

Thinking about your view on Canadian federal politics, do you consider yourself someone who usually votes for...

			Canada 2019-09	The Liberals	The Conservatives	The New Democrats	The Bloc	The Greens	The People's Party	Independent	Unsure
Question - Rank 1	Total	Unwgt N	1013	389	292	157	38	59	20	45	13
		Wgt N	1000	396	277	155	40	60	19	42	12
	Canada has historical ties to Europe	%	20.5	18.8	21.9	20.9	35.1	15.8		20.8	
	Canada's culture is shaped by Europe	%	8.2	6.9	9.2	7.6	4.4	12.1		10.6	
	Canada has close economic relations with European countries	%	14.2	17.0	14.8	9.7	13.3	8.6		14.8	
	Canada and European countries both have democratic systems of government	%	26.4	25.5	26.0	31.2	28.4	23.6		26.8	
	Canada and European countries are both committed to a rules-based international order	%	22.8	25.2	19.5	23.5	13.7	33.6		22.9	
	Other (specify below):	%	2.0	1.6	1.2	3.1	2.3	4.6		0.0	
	Not sure	%	4.2	3.3	5.9	2.8	2.7	1.6		4.0	
	Unsure/no answer	%	1.6	1.7	1.5	1.1	0.0	0.0		0.0	

Nanos conducted an RDD dual frame (land- and cell- lines) hybrid telephone and online random survey of 1,013 Canadians, 18 years of age or older, between September 26th and September 30th, 2019. The margin of error this survey is ± 3.1 percentage points, 19 times out of 20. Columns with n values of less than 30 have been shaded.

www.nanos.co



2019-1486 – Carleton University – September OMNI – STAT SHEET

When you think about Canada's relationship to Europe, please rank the following aspects of the relationship where 1 is the most important aspect and 2 is the second most important aspect of the relationship.

Thinking about your view on Canadian federal politics, do you consider yourself someone who usually votes for...

			Canada 2019-09	The Liberals	The Conservatives	The New Democrats	The Bloc	The Greens	The People's Party	Independent	Unsure
Question - Rank 2	Total	Unwgt N	933	357	263	151	37	57	16	44	8
		Wgt N	914	358	247	150	39	58	15	41	7
	Canada has historical ties to Europe	%	20.1	19.5	24.2	17.9	22.1	15.7		14.5	
	Canada's culture is shaped by Europe	%	10.5	10.7	10.3	9.3	5.2	14.5		6.9	
	Canada has close economic relations with European countries	%	16.3	15.5	18.0	15.5	16.9	19.0		10.1	
	Canada and European countries both have democratic systems of government	%	25.9	25.3	21.9	29.0	32.9	31.1		29.2	
	Canada and European countries are both committed to a rules- based international order	%	24.0	26.6	21.5	25.6	18.7	13.8		36.5	
	Other (specify below):	%	1.2	1.1	1.1	1.2	1.9	3.9		0.0	
	Not sure	%	2.1	1.4	3.1	1.5	2.4	1.9		2.9	

Nanos conducted an RDD dual frame (land- and cell- lines) hybrid telephone and online random survey of 1,013 Canadians, 18 years of age or older, between September 26th and September 30th, 2019. The margin of error this survey is ± 3.1 percentage points, 19 times out of 20. Columns with n values of less than 30 have been shaded.

www.nanos.co



2019-1486 – Carleton University – September OMNI – STAT SHEET

Thinking about your view on Canadian federal politics, do you consider yourself someone who usually votes for...

			Canada 2019-09	The Liberals	The Conservatives	The New Democrats	The Bloc	The Greens	The People's Party	Independent	Unsure
Question - In Canada as well as in Europe, referendums are sometimes used to decide on contentious issues in a society. People have a variety of opinions about this. What is your opinion?	Total	Unwgt N	1013	389	292	157	38	59	20	45	13
		Wgt N	1000	396	277	155	40	60	19	42	12
	Referendums are a good way to decide contentious issues	%	57.1	51.2	66.6	46.8	90.3	59.4		48.5	
	Referendums are not a good way to decide contentious issues	%	28.3	34.7	21.9	35.4	0.0	22.9		28.8	
	Not sure	%	14.5	14.1	11.5	17.7	9.7	17.6		22.7	

Thinking about your view on Canadian federal politics, do you consider yourself someone who usually votes for...

			Canada 2019-09	The Liberals	The Conservatives	The New Democrats	The Bloc	The Greens	The People's Party	Independent	Unsure
Question - How would you describe your overall view of the European Union?	Total	Unwgt N	1013	389	292	157	38	59	20	45	13
		Wgt N	1000	396	277	155	40	60	19	42	12
	Very positive	%	20.5	26.5	8.1	32.2	9.1	23.6		24.1	
	Somewhat positive	%	53.5	55.8	48.9	54.7	58.9	62.4		54.5	
	Somewhat negative	%	10.2	6.8	20.3	3.9	5.0	5.6		7.4	
	Very negative	%	5.8	0.8	14.0	0.0	7.1	3.2		5.6	
	Not sure	%	10.0	10.1	8.7	9.2	20.0	5.2		8.4	

Nanos conducted an RDD dual frame (land- and cell- lines) hybrid telephone and online random survey of 1,013 Canadians, 18 years of age or older, between September 26th and September 30th, 2019. The margin of error this survey is ± 3.1 percentage points, 19 times out of 20. Columns with n values of less than 30 have been shaded.

www.nanos.co



2019-1486 – Carleton University – September OMNI – STAT SHEET

Thinking about your view on Canadian federal politics, do you consider yourself someone who usually votes for...

			Canada 2019-09	The Liberals	The Conservatives	The New Democrats	The Bloc	The Greens	The People's Party	Independent	Unsure
Question - As far as you know, is the United Kingdom currently a member country or not currently a member of the European Union?	Total	Unwgt N	1013	389	292	157	38	59	20	45	13
		Wgt N	1000	396	277	155	40	60	19	42	12
	Currently a member of the European Union	%	83.0	85.2	82.6	86.0	77.4	73.7		85.7	
	Not currently a member of the European Union	%	10.8	9.0	13.0	9.0	18.0	14.8		4.7	
	Not sure	%	6.2	5.8	4.4	5.1	4.6	11.5		9.6	

Thinking about your view on Canadian federal politics, do you consider yourself someone who usually votes for...

			Canada 2019-09	The Liberals	The Conservatives	The New Democrats	The Bloc	The Greens	The People's Party	Independent	Unsure
Question - The term "Brexit" is used to describe the United Kingdom's decision to leave the European Union. How sympathetic are you towards the idea of Brexit?	Total	Unwgt N	1013	389	292	157	38	59	20	45	13
		Wgt N	1000	396	277	155	40	60	19	42	12
	Very sympathetic	%	10.6	3.3	22.7	2.7	13.8	6.0		9.3	
	Somewhat sympathetic	%	12.5	9.8	23.4	5.6	14.2	3.4		7.8	
	Somewhat unsympathetic	%	16.5	17.4	16.0	17.9	11.4	17.5		21.9	
	Unsympathetic	%	47.8	58.8	26.8	63.0	25.6	60.3		46.0	
	Not sure	%	12.5	10.7	11.0	10.8	35.1	12.8		15.0	

Nanos conducted an RDD dual frame (land- and cell- lines) hybrid telephone and online random survey of 1,013 Canadians, 18 years of age or older, between September 26th and September 30th, 2019. The margin of error this survey is ± 3.1 percentage points, 19 times out of 20. Columns with n values of less than 30 have been shaded.

www.nanos.co



2019-1486 – Carleton University – September OMNI – STAT SHEET

After Brexit, Canada may have to choose if it wants to prioritize relations with the United Kingdom or with the European Union. For each of the following policy fields, what do you think Canada's priorities should be?

			Thinking about your view on Canadian federal politics, do you consider yourself someone who usually votes for...								
			Canada 2019-09	The Liberals	The Conservatives	The New Democrats	The Bloc	The Greens	The People's Party	Independent	Unsure
Question - Trade and investment	Total	Unwgt N	1013	389	292	157	38	59	20	45	13
		Wgt N	1000	396	277	155	40	60	19	42	12
	Relations with the European Union	%	66.9	77.4	44.3	80.3	77.8	77.7		68.1	
	Relations with the United Kingdom	%	17.7	9.1	37.8	6.5	7.7	7.0		18.9	
	Not sure	%	15.4	13.4	17.9	13.2	14.5	15.3		13.1	

After Brexit, Canada may have to choose if it wants to prioritize relations with the United Kingdom or with the European Union. For each of the following policy fields, what do you think Canada's priorities should be?

			Thinking about your view on Canadian federal politics, do you consider yourself someone who usually votes for...								
			Canada 2019-09	The Liberals	The Conservatives	The New Democrats	The Bloc	The Greens	The People's Party	Independent	Unsure
Question - Security and defence	Total	Unwgt N	1013	389	292	157	38	59	20	45	13
		Wgt N	1000	396	277	155	40	60	19	42	12
	Relations with the European Union	%	56.2	64.0	39.0	66.4	64.0	58.8		67.5	
	Relations with the United Kingdom	%	28.6	22.5	48.4	16.8	13.2	19.0		18.5	
	Not sure	%	15.3	13.5	12.6	16.8	22.9	22.2		14.0	

Nanos conducted an RDD dual frame (land- and cell- lines) hybrid telephone and online random survey of 1,013 Canadians, 18 years of age or older, between September 26th and September 30th, 2019. The margin of error this survey is ± 3.1 percentage points, 19 times out of 20. Columns with n values of less than 30 have been shaded.

www.nanos.co



2019-1486 – Carleton University – September OMNI – STAT SHEET

After Brexit, Canada may have to choose if it wants to prioritize relations with the United Kingdom or with the European Union. For each of the following policy fields, what do you think Canada's priorities should be?

Thinking about your view on Canadian federal politics, do you consider yourself someone who usually votes for...											
			Canada 2019-09	The Liberals	The Conservatives	The New Democrats	The Bloc	The Greens	The People's Party	Independent	Unsure
Question - Energy	Total	Unwgt N	1013	389	292	157	38	59	20	45	13
		Wgt N	1000	396	277	155	40	60	19	42	12
	Relations with the European Union	%	67.8	76.6	49.1	80.2	78.5	73.7		73.1	
	Relations with the United Kingdom	%	14.3	8.0	29.0	6.7	2.3	8.5		9.9	
	Not sure	%	17.9	15.4	21.8	13.2	19.2	17.9		17.0	

After Brexit, Canada may have to choose if it wants to prioritize relations with the United Kingdom or with the European Union. For each of the following policy fields, what do you think Canada's priorities should be?

Thinking about your view on Canadian federal politics, do you consider yourself someone who usually votes for...											
			Canada 2019-09	The Liberals	The Conservatives	The New Democrats	The Bloc	The Greens	The People's Party	Independent	Unsure
Question - Environment and climate change	Total	Unwgt N	1013	389	292	157	38	59	20	45	13
		Wgt N	1000	396	277	155	40	60	19	42	12
	Relations with the European Union	%	70.5	82.0	45.3	84.6	85.0	83.0		72.4	
	Relations with the United Kingdom	%	13.0	5.9	28.6	4.1	2.3	8.3		11.6	
	Not sure	%	16.5	12.1	26.1	11.2	12.7	8.7		16.0	

Nanos conducted an RDD dual frame (land- and cell- lines) hybrid telephone and online random survey of 1,013 Canadians, 18 years of age or older, between September 26th and September 30th, 2019. The margin of error this survey is ± 3.1 percentage points, 19 times out of 20. Columns with n values of less than 30 have been shaded.

www.nanos.co