

Proportion of Canadians who would consider voting NDP drops to a five year low in Nanos tracking> Support for Liberals and Conservatives within margin of error

***Nanos Weekly Tracking, ending August 9, 2019
(released August 13, 2019 - 6 am Eastern)***



***Ideas powered by
world-class data***

At a glance



Subscribe and get access to the Nanos data by subscribing at <http://time-map.co/INT3> for \$4 a month > ballot tracking > issue tracking > economic tracking > cut the data by region and demographic and see the trend lines

Ballot – [Available to Subscribers through our Data Portals] -The latest Nanos federal ballot tracking has the Liberals at █ per cent, followed by the Conservatives at █ per cent, the NDP at █ per cent, the Greens at █ per cent, the BQ at █ per cent and the People’s Party of Canada (PPC) at █ per cent.

Accessible Voters – Asked whether they would consider voting for each of the federal parties, 44.7 per cent would consider voting Liberal, while 40.6 per cent of Canadians say they would consider voting Conservative. One in three (31.4%) would consider voting NDP, 31.0 per cent would consider voting Green, 9.0 per cent would consider voting for the People’s Party and 31.9 per cent would consider voting for the BQ.

Preferred Prime Minister – Nanos tracking has Trudeau as the preferred choice as PM at 31.4 per cent of Canadians followed by Scheer (25.0), May (8.5%), Singh (7.0%) and Bernier (1.9%). Twenty four per cent of Canadians were unsure whom they preferred.

Qualities of a Good Political Leader – Close to half of Canadians (47.8%) believe Trudeau has the qualities of a good political leader while 37.8 per cent believe Scheer has the qualities of a good political leader. Four in ten (37.7%) believe Elizabeth May has the qualities of a good political leader, while 30.6 say the same about Jagmeet Singh. One in seven (17.9%) believe Bernier has the qualities of a good political leader 32.6 per cent said Blanchet has the qualities of a good political leader (QC only).

Nanos Party Power Index – The Nanos Index which is a composite of a series of measures including ballot and leadership impressions has the Liberals at 52.6 points, followed by the Conservatives with 50.7 points, the NDP 40.3 points, the Greens 39.8 points, the People’s Party 27.7 points and the BQ 35.2 points (QC only).

Visit the live [Nanos data portal](#) where you can dynamically chart ballot, preferred PM and Nanos Index numbers by region, gender and age. The methodology for the weekly tracking is posted [here](#). PDFs of the polling reports are on the Nanos website.

Contact: Nik Nanos, Chief Data Scientist

Ottawa: (613) 234-4666 x 237 nik@nanos.co Twitter: @niknanos

Aperçu



Jouez avec les données sur le portail interactif Nanos au <http://www.nanos.co/portail-des-donnees-courantes/?lang=fr> > suivi politique > suivi des enjeux > suivi économique > sélectionnez les données des régions ou des groupes démographiques et consultez les lignes de tendance

Scrutin – [Disponibles aux abonnés à travers les portails de données] Selon le plus récent suivi de scrutin fédéral Nanos, les libéraux bénéficient de l'appui de _____ pour cent des Canadiens, suivi des conservateurs avec _____ pour cent, du NPD avec _____ pour cent, des verts avec _____ pour cent, du BQ avec _____ pour cent, et du Parti populaire du Canada avec _____ pour cent.

Électeurs accessibles – Lorsqu'on leur a demandé s'ils considéreraient voter pour chacun des partis fédéraux, 44,7 pour cent des Canadiens considéreraient voter pour les libéraux, alors que 40,6 pour cent considéreraient voter pour les conservateurs. Un Canadien sur trois (31,4 %) considéreraient voter pour le NPD, alors que 31,0 pour cent considéreraient voter pour les verts, 9,0 pour cent pour le Parti populaire du Canada et 31,9 pour cent pour le BQ.

Premier ministre préféré – Selon le suivi Nanos, Trudeau est le choix préféré comme Premier ministre de 31,4 pour cent des Canadiens, suivi de Scheer (25,0 %), May (8,5 %), Singh (7,0 %) et Bernier (1,9 %). Vingt-quatre pour cent des Canadiens étaient incertains de leur préférence.

Qualités d'un bon leader politique – Près de la moitié des Canadiens (47,8 %) pensent que Trudeau a les qualités d'un bon leader politique, alors que 37,8 pour cent pensent de même de Scheer. Quatre Canadiens sur dix (37,7 %) disent qu'Elizabeth May a les qualités d'un bon leader politique, tandis que 30,6 pour cent pensent de même Jagmeet Singh. Un sur sept (17,9 %) pense que Bernier a les qualités d'un bon leader politique et 32,6 pour cent disent que Blanchet a les qualités d'un bon leader politique (QC seulement).

Indice de puissance politique Nanos – Selon l'Indice Nanos, qui est composé d'une série de mesures incluant les préférences de vote et les impressions des chefs des partis, les libéraux ont 52,6 points, les conservateurs 50,7 points, le NPD 40,3 points, les verts 39,8 points, le Parti populaire du Canada 27,7 points et le BQ 35,2 points (QC seulement).

Visitez le [portail de données courantes](#) de Nanos où vous pouvez interagir avec les graphiques du scrutin, du PM préféré et de l'Indice Nanos et filtrer par région, sexe et âge. La méthodologie pour le suivi hebdomadaire est publiée [ici](#). Les fichiers PDF des rapports des sondages se trouvent sur le site Web de Nanos.

Contactez : Nik Nanos, FMRIA

Ottawa : (613) 234-4666 x 237

nik@nanos.co

Twitter : @niknanos

Party Power Index



A national dual-frame (land+cell) random telephone survey is conducted weekly by Nanos Research using live agents.

The weekly tracking figures are based on a four-week rolling sample comprised of 1,000 interviews. To update the tracking a new week of 250 interviews is added and the oldest week dropped. The margin of error for a survey of 1,000 respondents is ± 3.1 percentage points, 19 times out of 20.

Contact: Nik Nanos
 (613) 234-4666 x 237
 nnanos@nanosresearch.com
 Twitter: @niknanos

Category order based on number of seats in the House of Commons

Nanos Tracking Data Summary

Ballot	This week	Last week	Oct 18	4 Weeks Ago	3 Months Ago	1 Year Ago	12 Month High	12 Month Low
			(Election Call)					
Liberal								
Conservative								
NDP								
Bloc								
Green								
People's								

Available to Subscribers through our Data Portals

Preferred Prime Minister	This week	Last week	Oct 18 2015	4 Weeks Ago	3 Months Ago	1 Year Ago	12 Month High	12 Month Low
Trudeau	31.4%	33.8%	35.5%	32.9%	28.6%	39.2%	43.1%	26.3%
Scheer	25.0%	24.4%	29.1%	23.1%	28.4%	26.6%	28.6%	20.0%
Singh	7.0%	6.8%	18.9%	8.9%	7.3%	7.9%	9.9%	5.0%
Blanchet	1.8%	1.8%	1.8%	1.8%	1.3%	1.3%	2.5%	0.5%
May	8.5%	9.2%	5.2%	7.9%	10.8%	4.6%	10.8%	4.6%
Bernier	1.9%	1.6%	--	2.2%	1.6%	--	5.2%	1.4%
Unsure	24.3%	22.3%	9.6%	23.2%	22.0%	20.4%	27.8%	17.2%

Canada Party Power Index	This week	Last week	Oct 18 2015	4 Weeks Ago	3 Months Ago	1 Year Ago	12 Month High	12 Month Low
Liberal	52.6	53.5	58.1	52.6	48.3	56.0	58.6	47.7
Conservative	50.7	49.5	49.3	49.1	51.8	52.8	54.3	49.1
NDP	40.3	40.0	49.8	41.4	40.4	43.8	44.0	39.4
Bloc	35.2	34.4	31.5	31.0	31.4	24.9	35.2	24.9
Green	39.8	39.6	30.4	40.0	39.5	35.2	40.8	33.3
People's	27.7	26.9	--	27.4	26.9	--	29.5	25.4

Leadership Summary



A national dual-frame (land+cell) random telephone survey is conducted weekly by Nanos Research using live agents.

The weekly tracking figures are based on a four-week rolling sample comprised of 1,000 interviews. To update the tracking a new week of 250 interviews is added and the oldest week dropped. The margin of error for a survey of 1,000 respondents is ± 3.1 percentage points, 19 times out of 20.

Contact: Nik Nanos
 (613) 234-4666 x 237
 nnanos@nanosresearch.com
 Twitter: @niknanos

Category order based on number of seats in the House of Commons

Nanos Tracking Data Summary

Party Consider	This week	Last week	Oct 18 2015	4 Weeks Ago	3 Months Ago	1 Year Ago	12 Month	12 Month
							High	Low
Liberal	44.7%	47.2%	54.7%	47.4%	45.4%	49.0%	53.6%	43.0%
Conservative	40.6%	40.3%	39.3%	39.8%	47.1%	49.5%	49.5%	39.4%
NDP	31.4%	33.4%	40.4%	35.3%	38.3%	40.8%	42.3%	31.4%
Bloc	31.9%	31.8%	30.4%	28.3%	37.0%	30.3%	38.5%	18.1%
Green	31.0%	32.6%	22.7%	33.1%	35.8%	28.6%	37.0%	25.9%
People's	9.0%	8.2%	--	9.3%	9.4%	--	12.4%	7.7%

Has Qualities of a Good Political Leader	This week	Last week	Oct 18 2015	4 Weeks Ago	3 Months Ago	1 Year Ago	12 Month	12 Month
							High	Low
Trudeau	47.8%	48.5%	61.3%	45.5%	41.5%	54.5%	60.2%	40.3%
Scheer	37.8%	37.2%	51.8%	36.0%	39.7%	39.6%	45.6%	35.4%
Singh	30.6%	29.3%	57.2%	28.2%	30.6%	31.7%	35.7%	25.7%
Blanchet	32.6%	31.0%	51.2%	24.8%	25.6%	15.8%	32.6%	10.7%
May	37.7%	36.4%	36.4%	36.9%	40.0%	35.7%	40.0%	31.3%
Bernier	17.9%	16.5%	--	14.9%	18.9%	--	21.6%	14.4%

National Ballot



Question: For those parties you would consider voting for federally, could you please rank your top two current local preferences?

Weekly Tracking – First Ranked Choice – Long Term Trend
(Four week rolling average ending August 9, 2019, n=805)

Election

60%
50%
40%
30%
20%
10%
0%

Available to Subscribers through our Data Portals

Play with the data at the interactive Nanos portal at <http://www.nanos.co/dataportal/> > ballot tracking > issue tracking > economic tracking > cut the data by region and demographic and see the trend lines

2002-05-11 2002-12-11 2003-07-11 2004-02-11 2004-09-11 2005-04-11 2005-11-11 2006-06-11 2007-01-11 2007-08-11 2008-03-11 2008-10-11 2009-05-11 2009-12-11 2010-07-11 2011-02-11 2011-09-11 2012-04-11 2012-11-11 2013-06-11 2014-01-11 2014-08-11 2015-03-11 2015-10-11 2016-05-11 2016-12-11 2017-07-11 2018-02-11 2018-09-11 2019-04-11 2019-11-11

— LP — CP — NDP — BQ — GP — PPC

www.nanos.co

Federal Party Accessible Voters

Nanos Weekly Tracking



NANOS

*A proven track
record of accuracy*

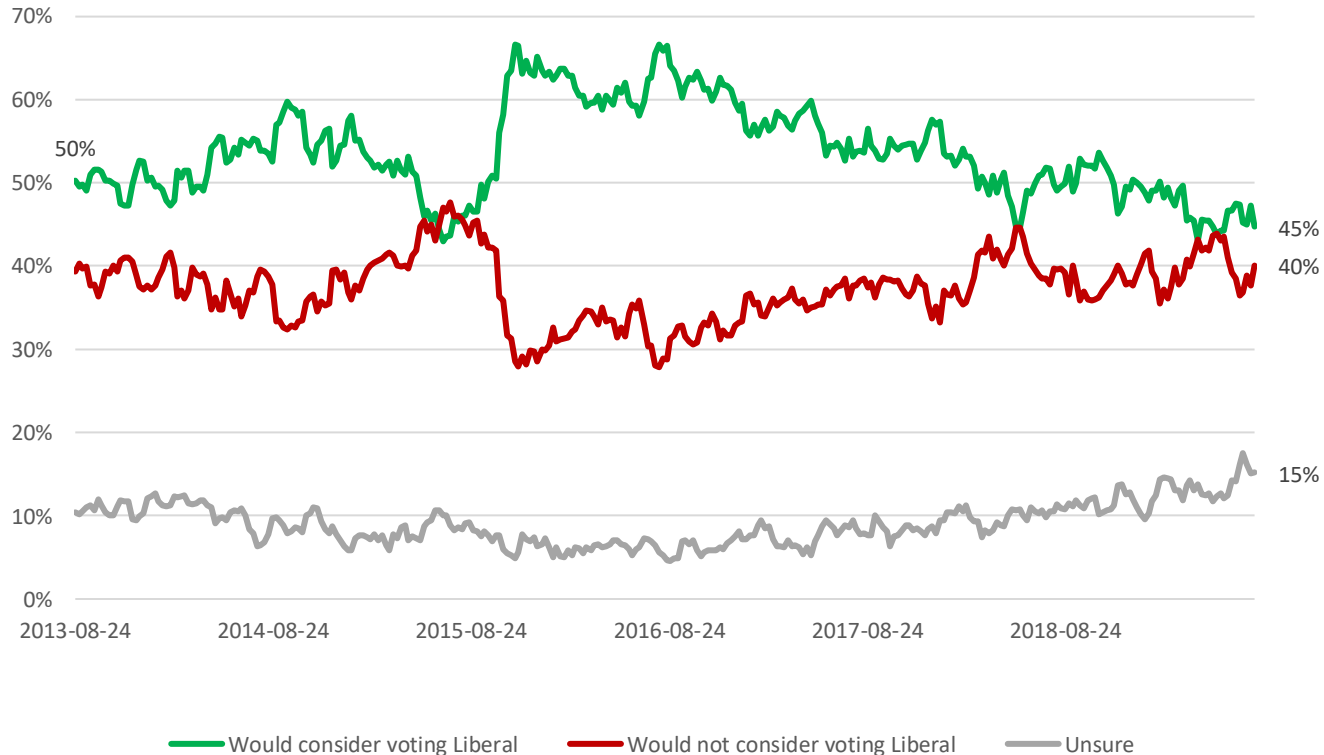
Consider Liberal



*National – Weekly Tracking
(Ending August 9, 2019, n=1,000)*

Question: For each of the following federal political parties, please tell me if you would consider or not consider voting for it.
[RANDOMIZE] Liberal Party

Contact: Nik Nanos
Ottawa: (613) 234-4666 x 237
Washington DC: (202) 697-9924
nnanos@nanosresearch.com



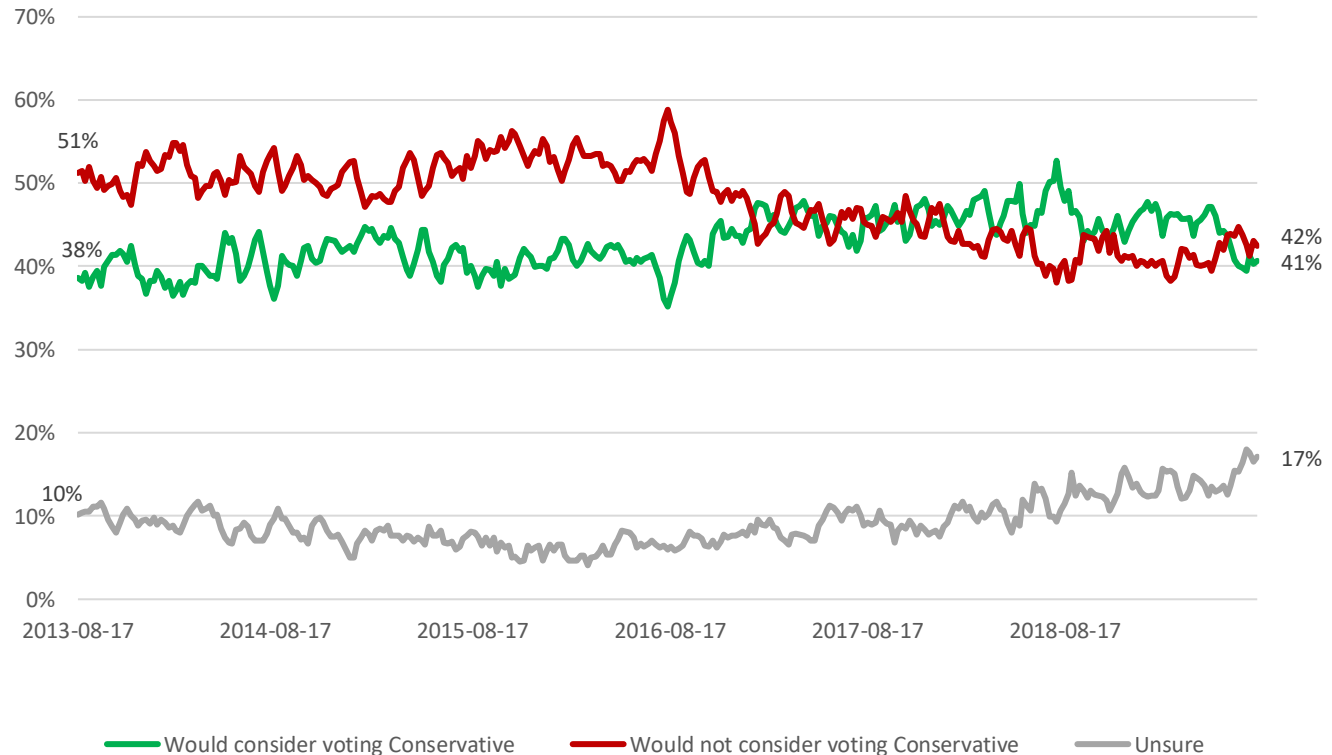
Consider Conservative



*National – Weekly Tracking
(Ending August 9, 2019, n=1,000)*

Question: For each of the following fed-
political parties, please tell me if you w
consider or not consider voting for it.
[RANDOMIZE] Conservative Party

Contact: Nik Nanos
Ottawa: (613) 234-4666 x 237
Washington DC: (202) 697-99:
nnanos@nanosresearch.com



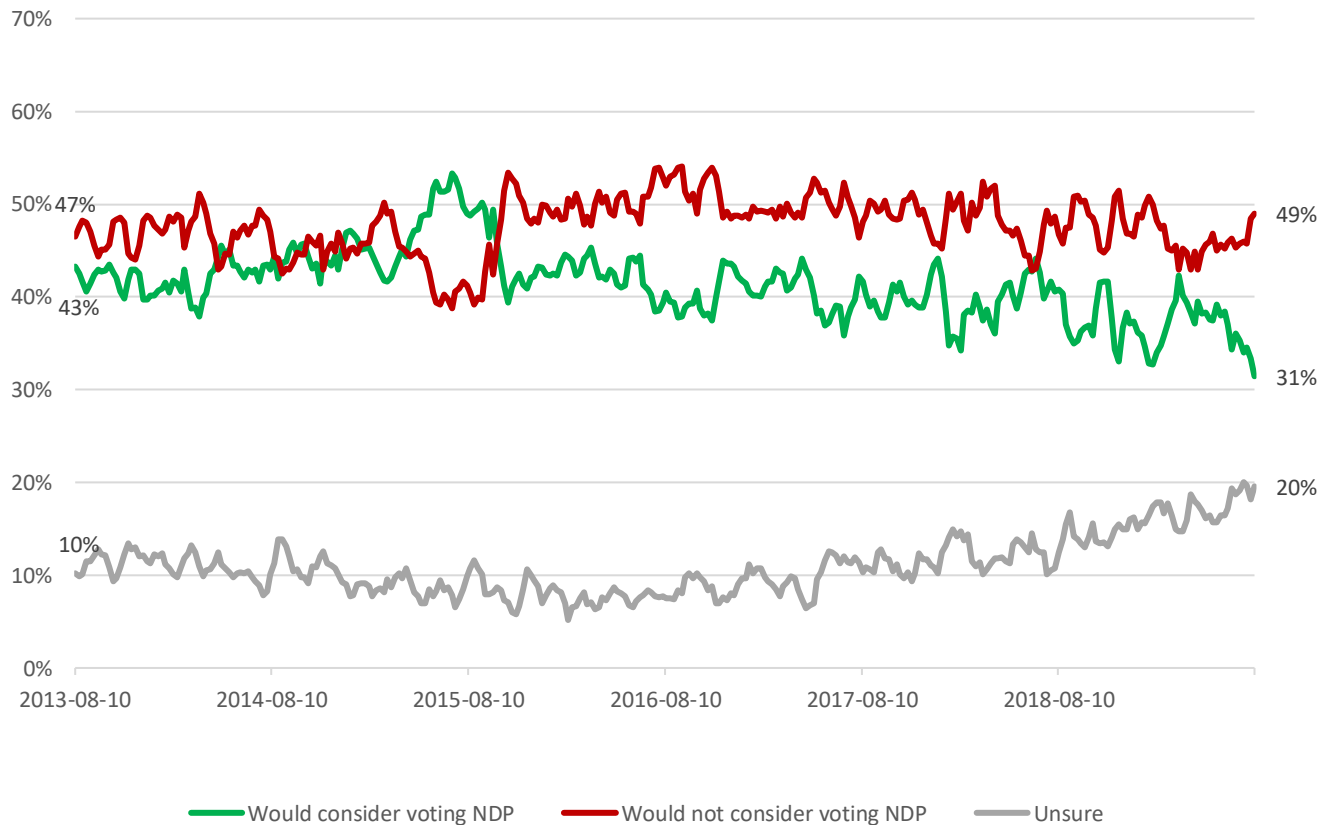
Consider NDP



National – Weekly Tracking
(Ending August 9, 2019, n=1,000)

Question: For each of the following federal political parties, please tell me if you would consider or not consider voting for it.
[RANDOMIZE] NDP

Contact: Nik Nanos
Ottawa: (613) 234-4666 x237
Washington DC: (202) 697-992
nnanos@nanosresearch.com



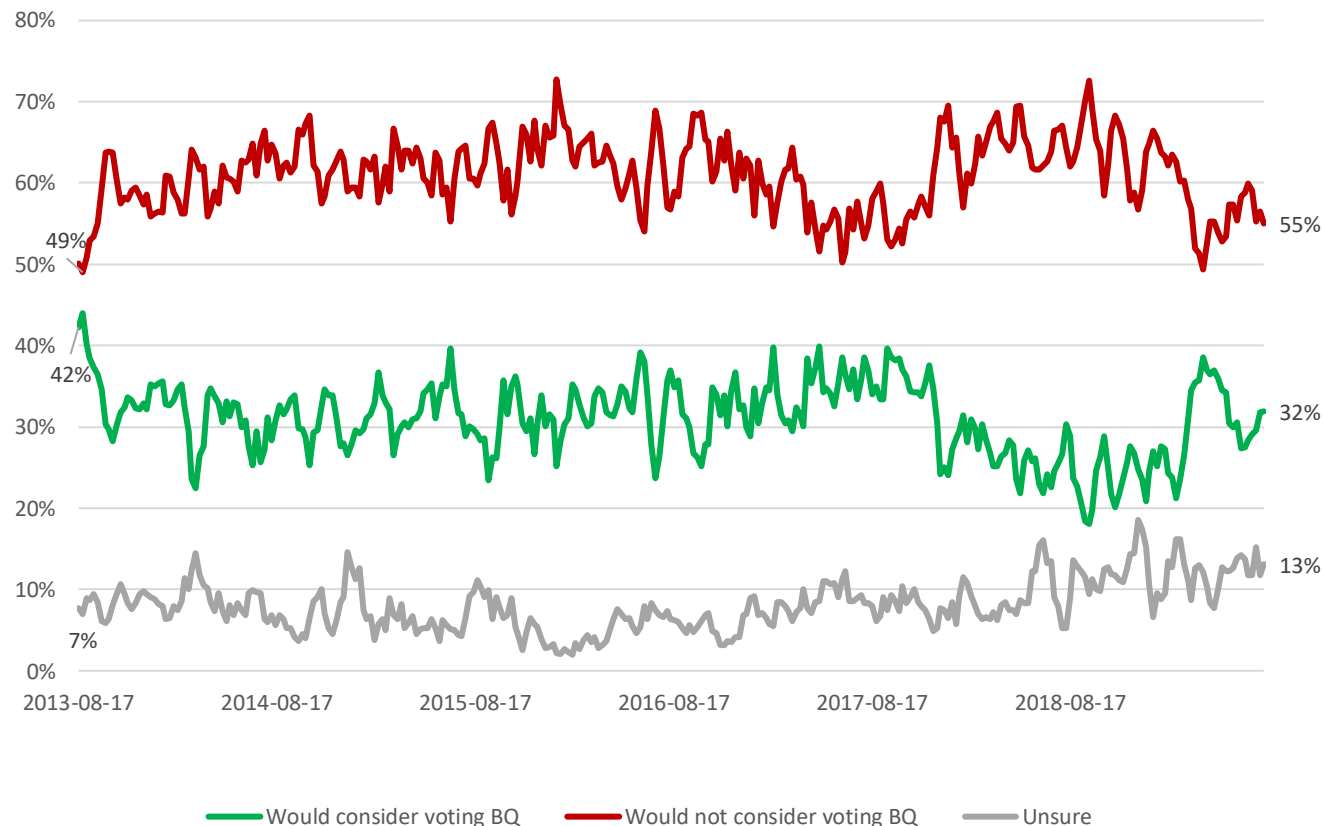
Consider Bloc



Question: For each of the following fede political parties, please tell me if you wo consider or not consider voting for it.
[RANDOMIZE] Bloc Québécois

Contact: Nik Nanos
Ottawa: (613) 234-4666 x 237
Washington DC: (202) 697-992
nnanos@nanosresearch.com

*Quebec only – Weekly Tracking
(Ending August 9, 2019, 2017, n=248)*



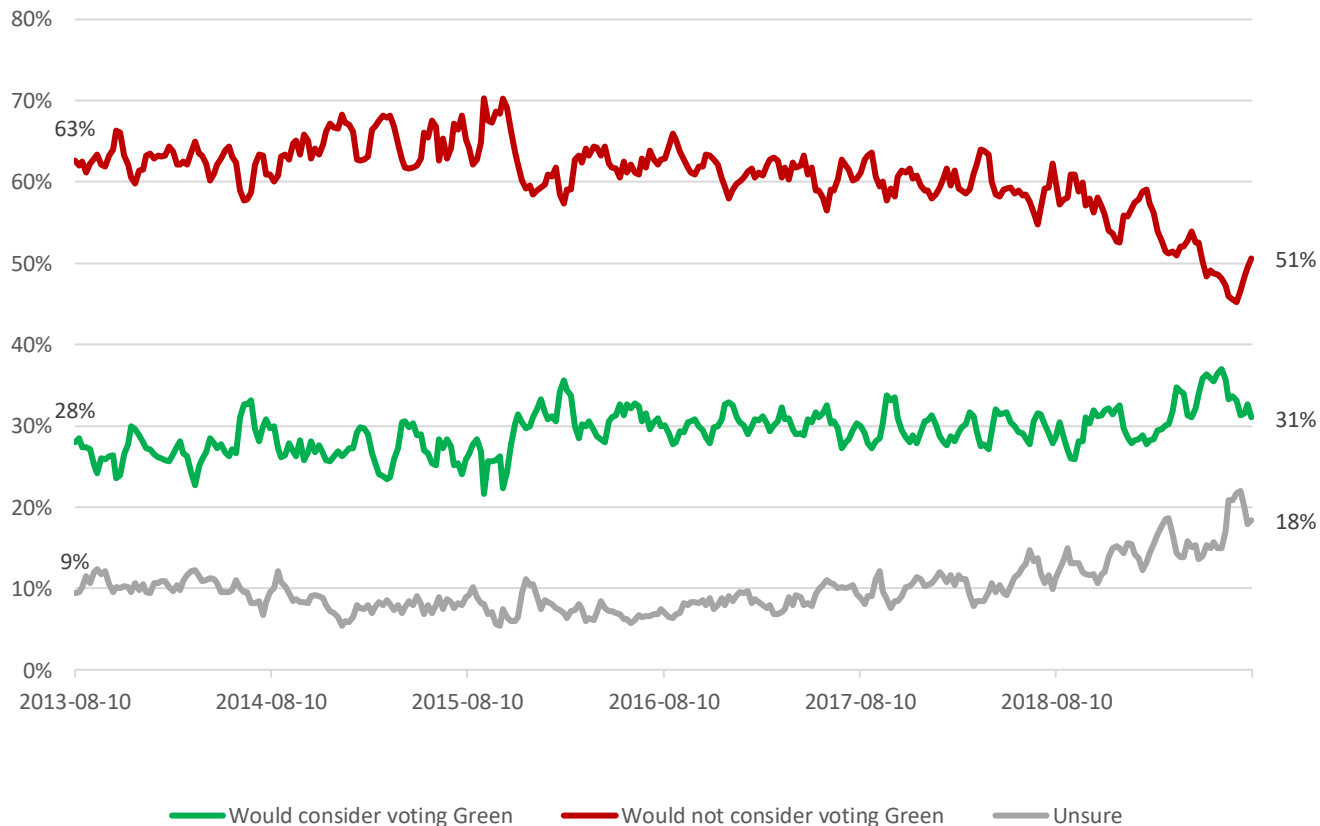
Consider Green



National – Weekly Tracking
(Ending August 9, 2019, n=1,000)

Question: For each of the following federal political parties, please tell me if you would consider or not consider voting for it.
[RANDOMIZE] Green Party

Contact: Nik Nanos
Ottawa: (613) 234-4666 x 237
Washington DC: (202) 697-9924
nnanos@nanosresearch.com



Consider People's



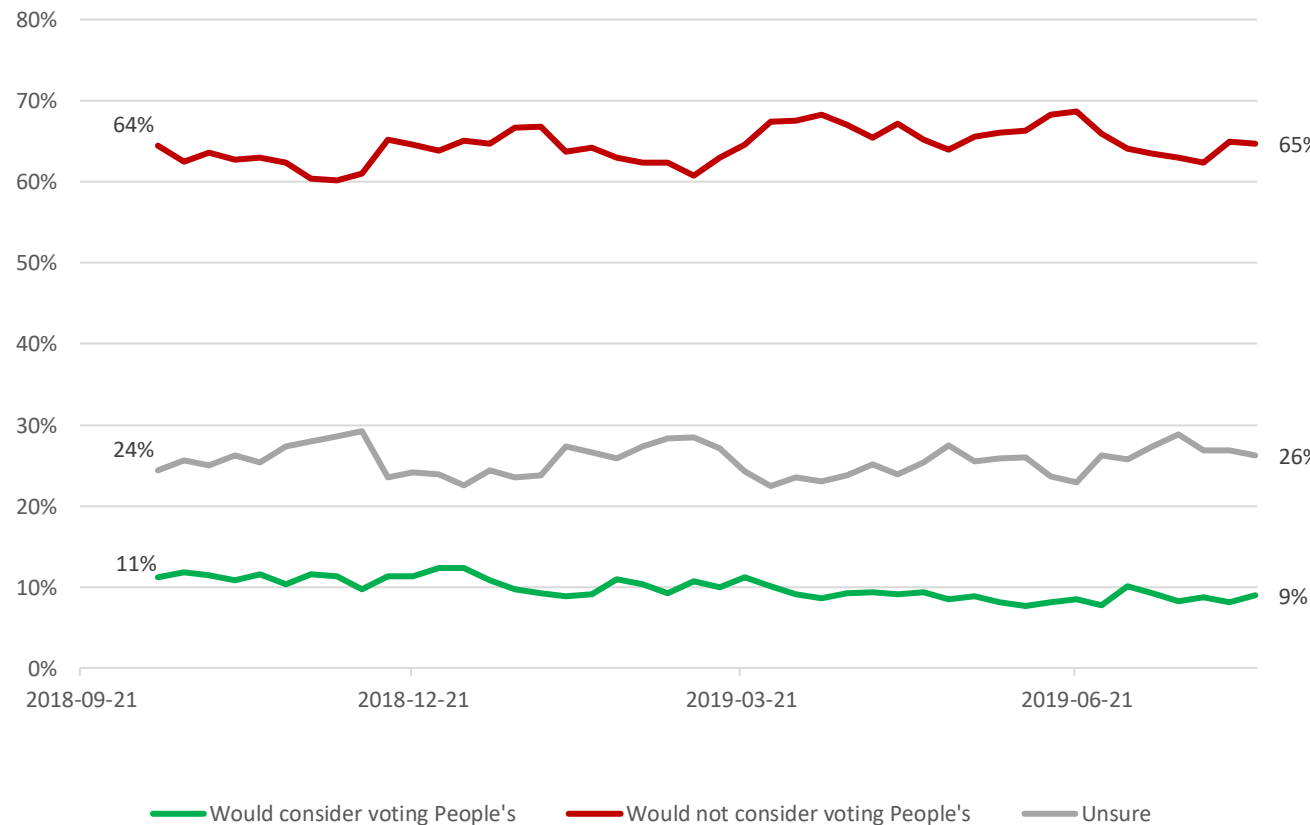
PEOPLE'S PARTY OF CANADA

Question: For each of the following federal political parties, please tell me if you would consider or not consider voting for it.
[RANDOMIZE] People's Party of Canada

Contact: Nik Nanos

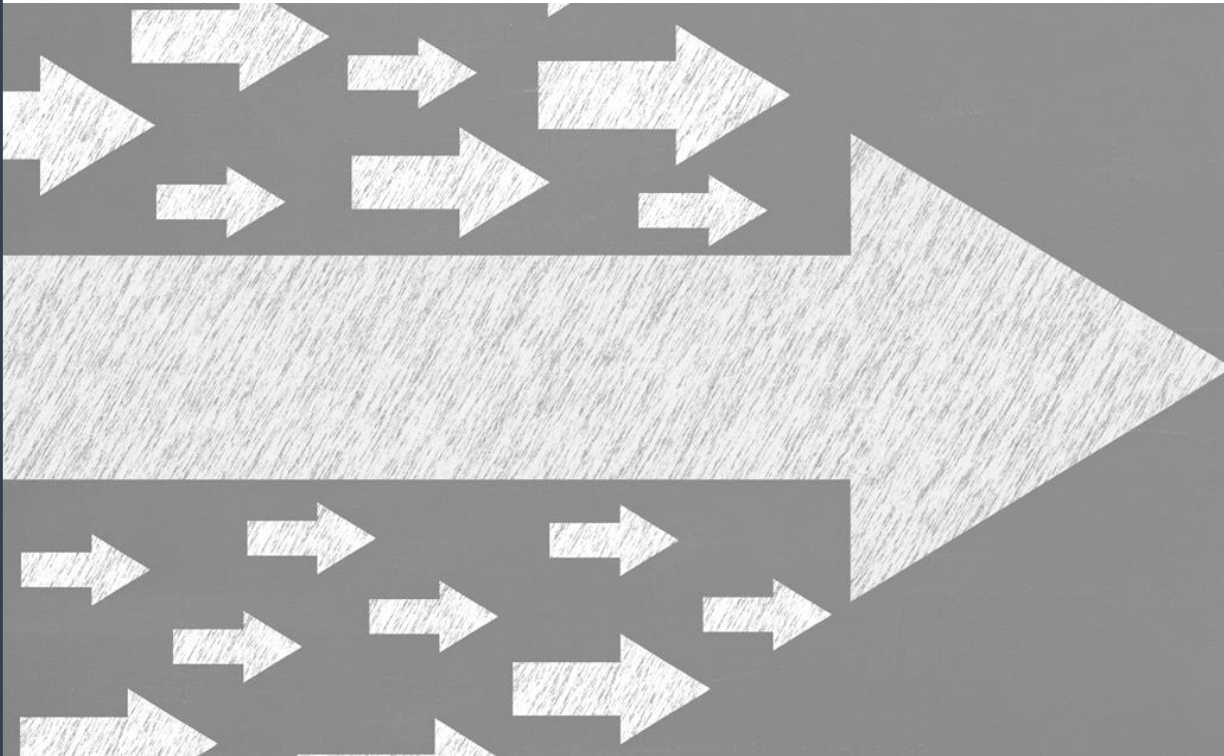
Ottawa: (613) 234-4666 x 237
Washington DC: (202) 697-9924
nnanos@nanosresearch.com

National – Weekly Tracking
(Ending August 9, 2019, n=1,000)



Tracking on the Federal Political Leaders

Nanos Weekly Tracking



NANOS

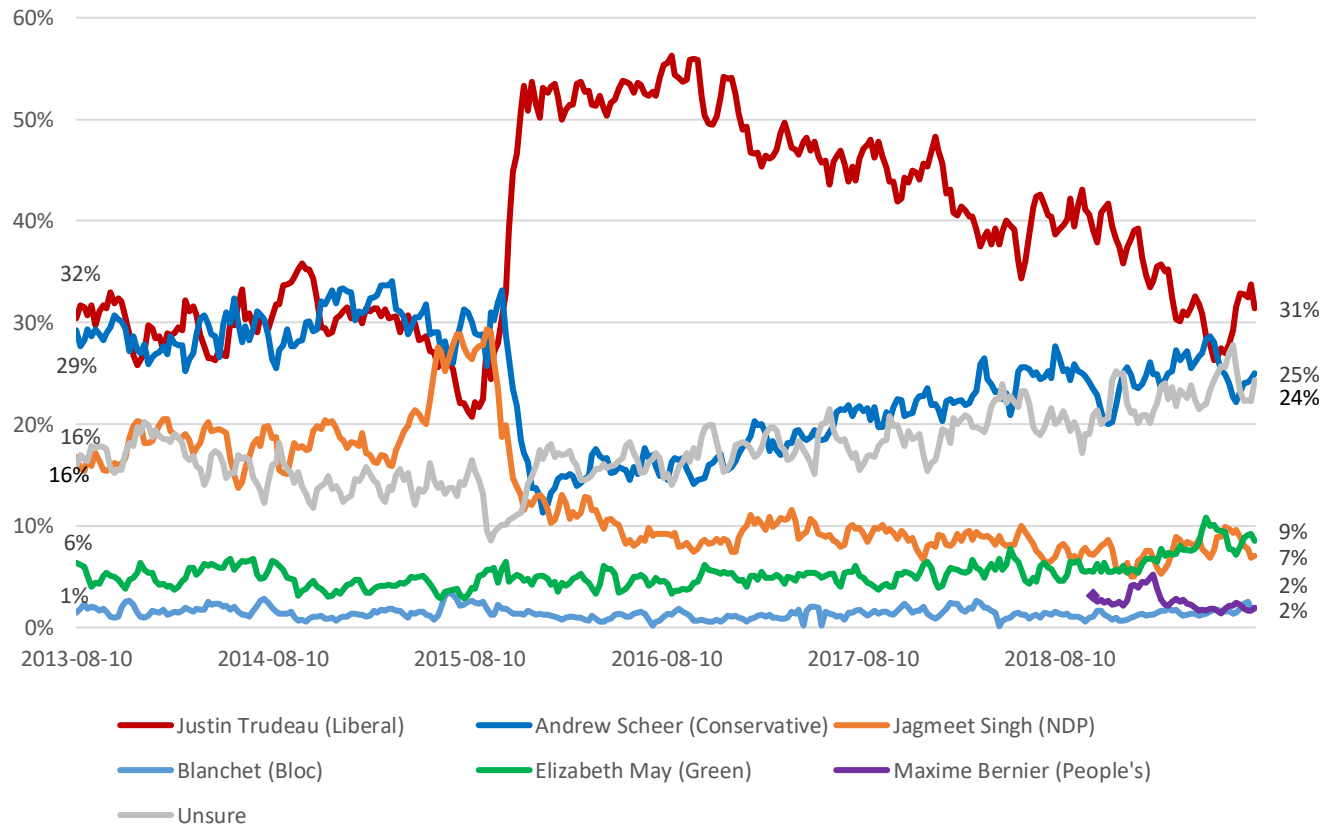
*Winning solutions
for decision-makers*



**National – Weekly Tracking – Preferred Prime Minister First Ranked Choice
(Ending August 9, 2019, n=1,000)**

Question: Of the current federal political party leaders, could you please rank your top two current local preferences for Prime Minister? [ROTATE PARTY LEADERS]

Contact: Nik Nanos
 Ottawa: (613) 234-4666 x 237
 Washington DC: (202) 697-9924
 nnanos@nanosresearch.com



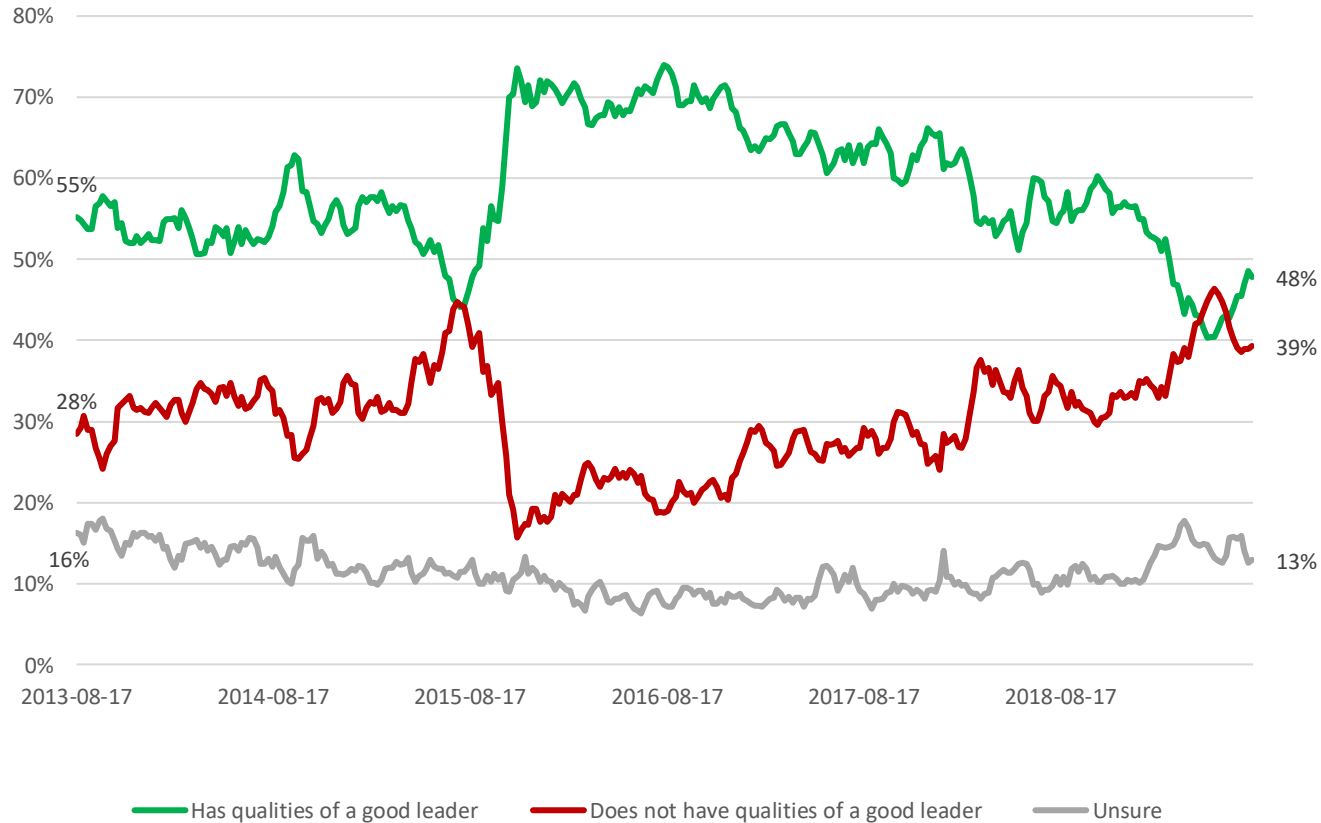
Trudeau



**National – Weekly Tracking – Qualities of a Good Political Leader
(Ending August 9, 2019, n=1,000)**

Question: For each of the following federal political party leaders, do you think they have or do not have the qualities to be a good political leader? [RANDOMIZE] Justin Trudeau

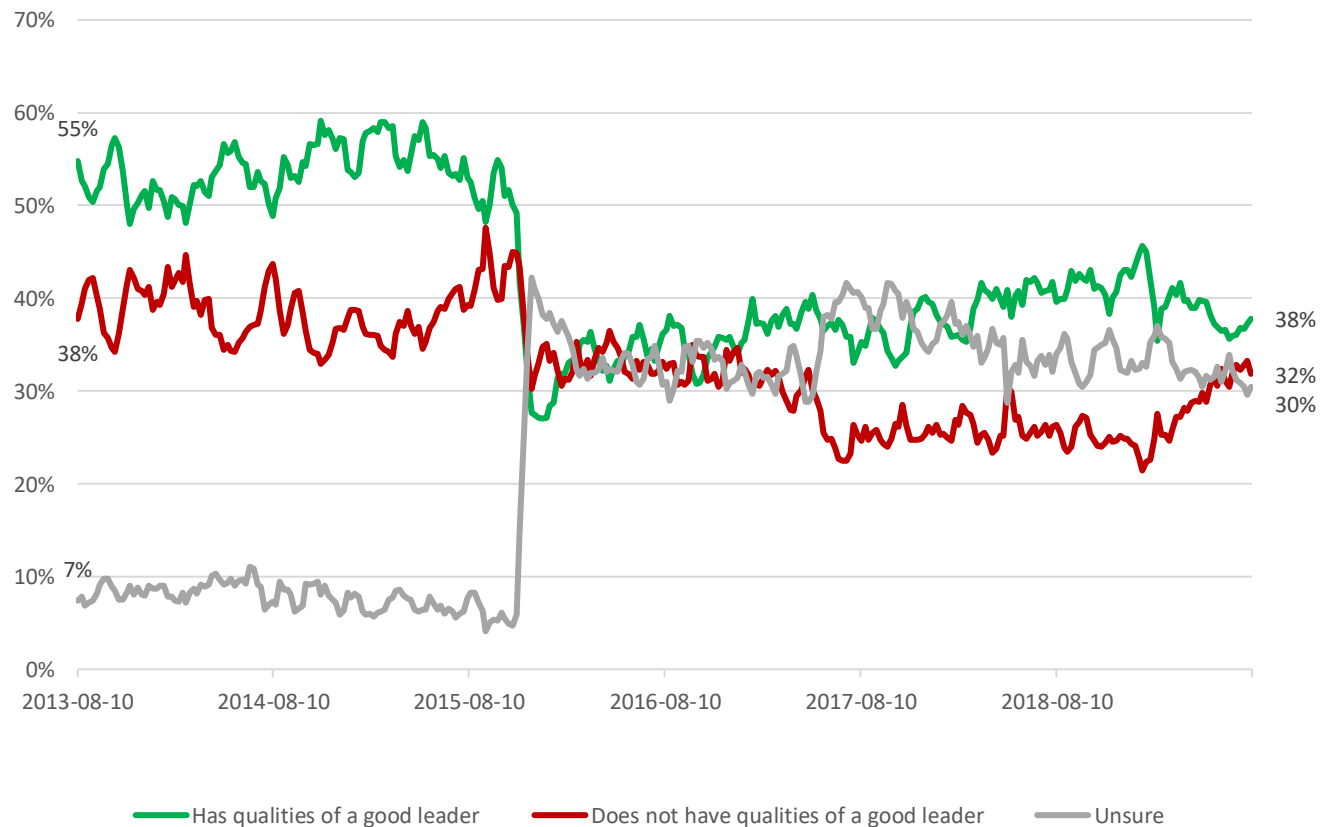
Contact: Nik Nanos
Ottawa: (613) 234-4666 x 237
Washington DC: (202) 697-9924
nnanos@nanosresearch.com



Question: For each of the following federal political party leaders, do you think they do not have the qualities to be a good political leader? [RANDOMIZE] Andrew Scheer.

Contact: Nik Nanos
Ottawa: (613) 234-4666 x 237
Washington DC: (202) 697-9924
nnanos@nanosresearch.com

National – Weekly Tracking– Qualities of a Good Political Leader (Ending August 9, 2019, n=1,000)



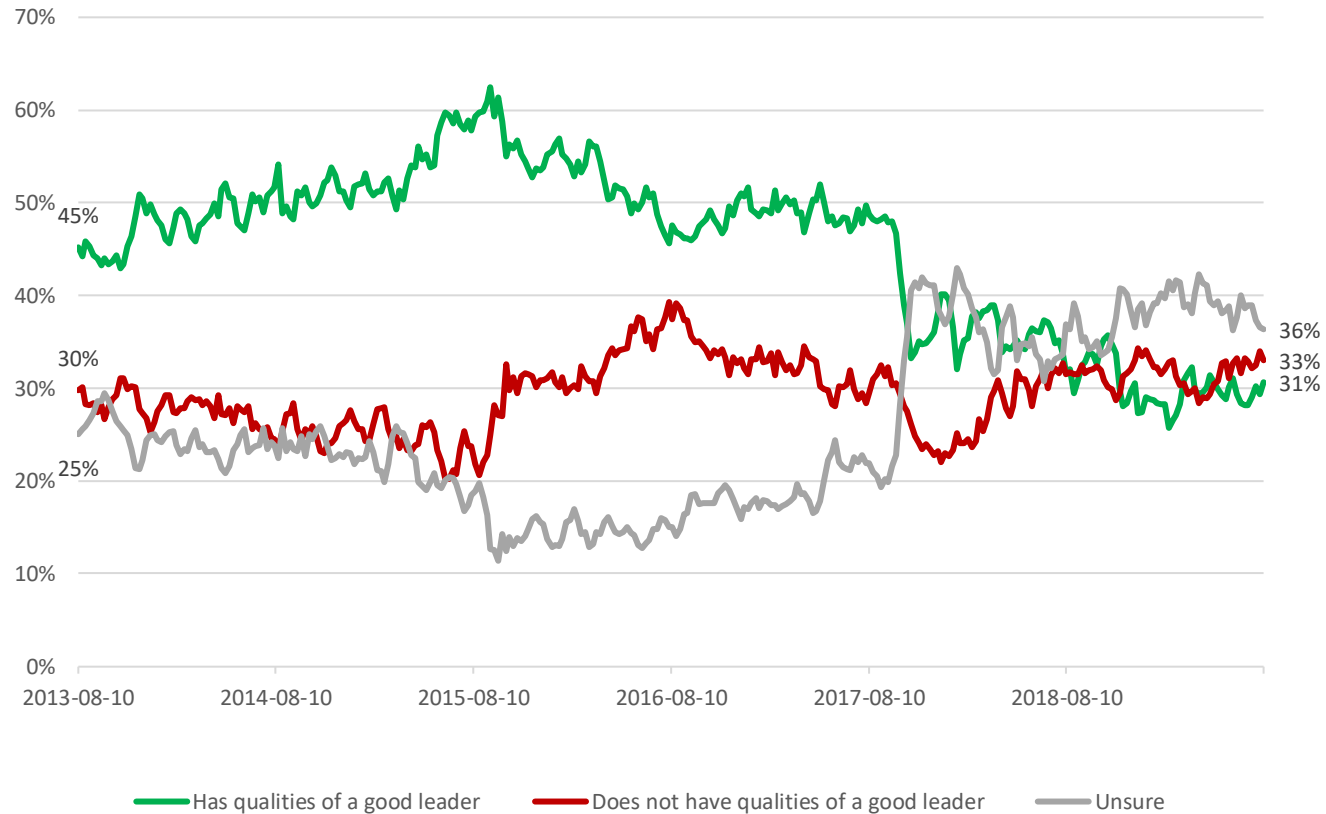
Singh



Question: For each of the following federal political party leaders, do you think they have or do not have the qualities to be a good political leader?
[RANDOMIZE] Jagmeet Singh

Contact: Nik Nanos
Ottawa: (613) 234-4666 x 237
Washington DC: (202) 697-997
nnanos@nanosresearch.com

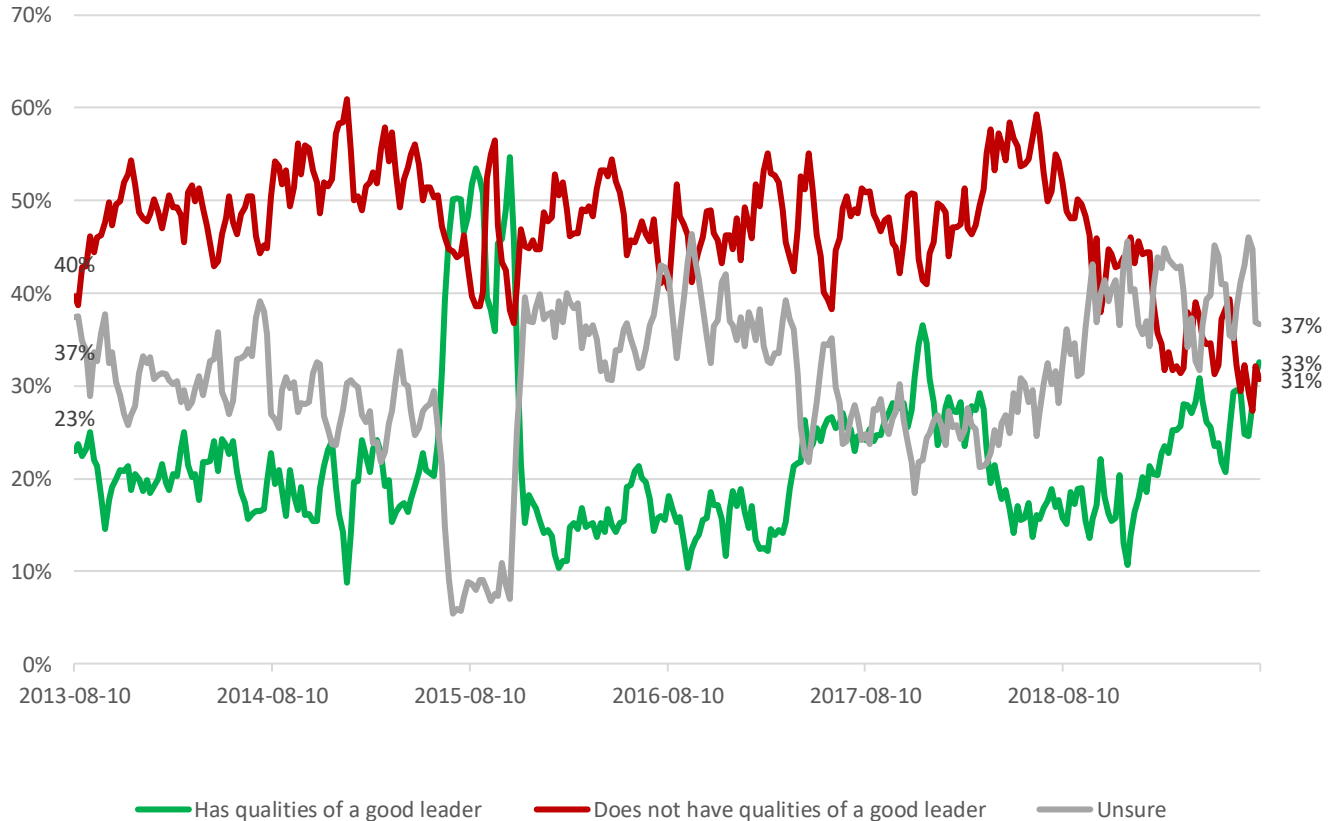
National – Weekly Tracking– Qualities of a Good Political Leader (Ending August 9, 2019, n=1,000)



**Quebec only – Weekly Tracking – Qualities of a Good Political Leader
(Ending August 9, 2019, n=248)**

Question: For each of the following federal political party leaders, do you think they have or do not have the qualities to be good political leader? [RANDOMIZE] M: Beaulieu (interim leader)/Yves-François Blanchet (newly elected leader).

Contact: Nik Nanos
Ottawa: (613) 234-4666 x 237
Washington DC: (202) 697-99
nnanos@nanosresearch.com



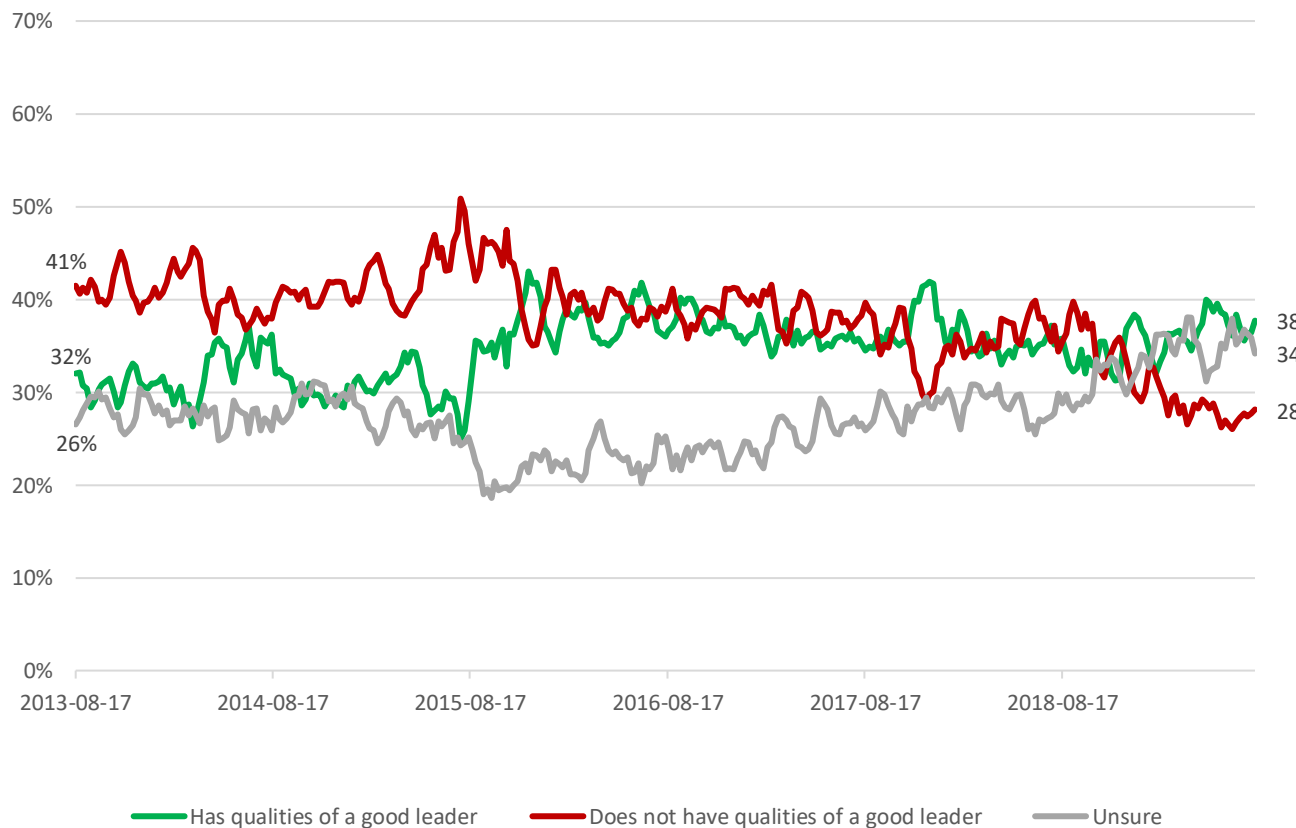
May



National – Weekly Tracking – Qualities of a Good Political Leader (Ending August 9, 2019, n=1,000)

Question: For each of the following federal political party leaders, do you think they have do not have the qualities to be a good political leader? [RANDOMIZE] Elizabeth May

Contact: Nik Nanos
Ottawa: (613) 234-4666 x 237
Washington DC: (202) 697-9924
nnanos@nanosresearch.com



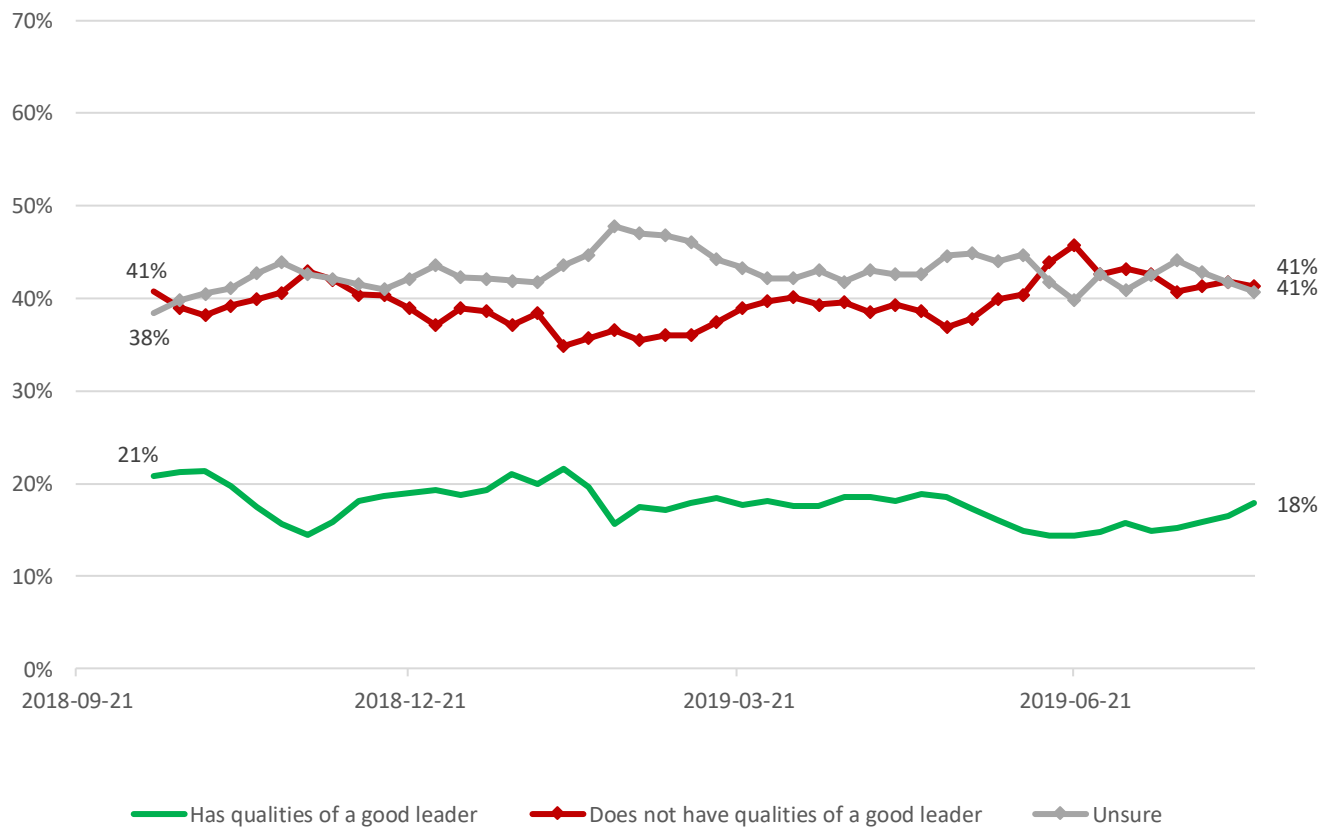
Bernier



Question: For each of the following federal political party leaders, do you think they have or do not have the qualities to be a good political leader? [RANDOMIZE] Maxime Bernier


Contact: Nik Nanos
 Ottawa: (613) 234-4666 x 237
 Washington DC: (202) 697-9924
 nnanos@nanosresearch.com

**National – Weekly Tracking – Qualities of a Good Political Leader
 (Ending August 9, 2019, n=1,000)**



Nanos Party Power Index

Nanos Weekly Tracking



NANOS

Applying advanced machine learning algorithms

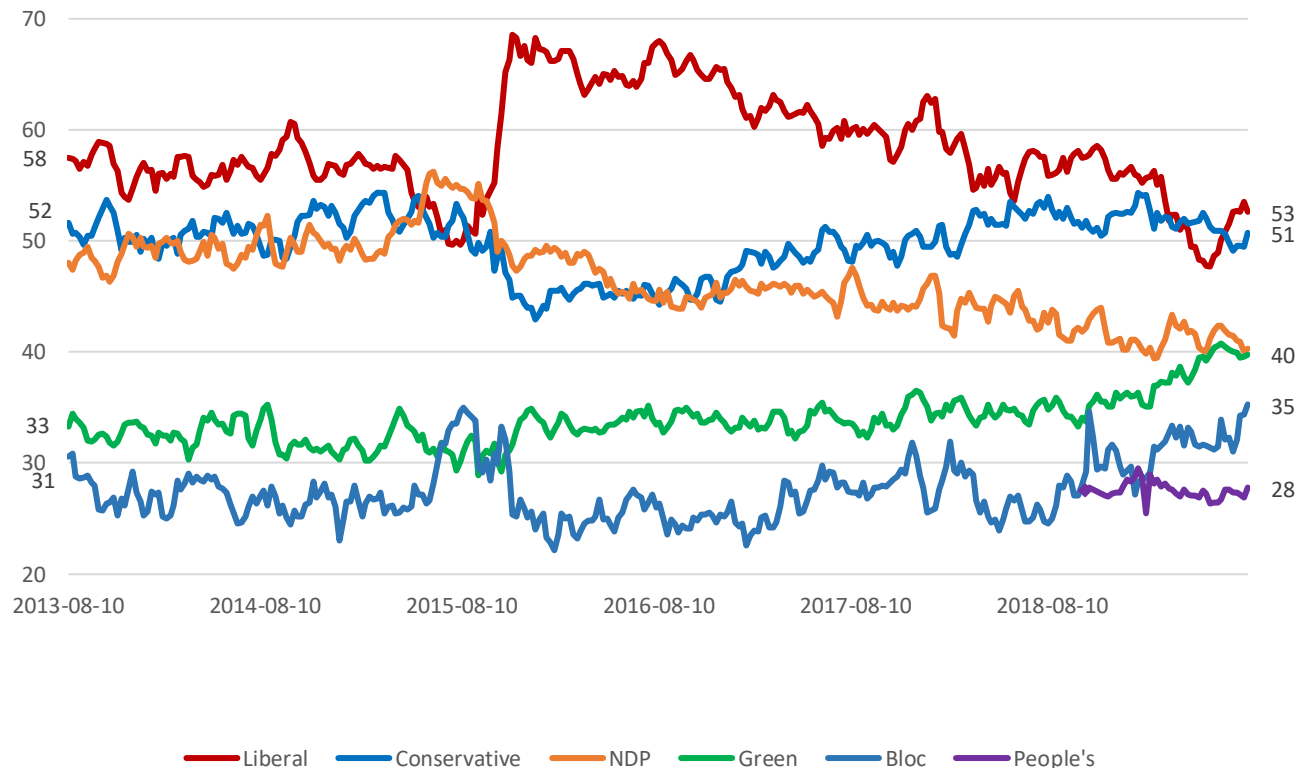
Party Power Index



*Canada Weekly Index Tracking Scores
(Ending August 9, 2019, n=1,000)*

The Nanos Party Power Index Tracking for Canada is based on a composite of the following public opinion measures: the national ballot, which party individuals would consider voting for, the top two choices for Prime Minister, and whether each party leader has good leadership qualities.

Contact: Nik Nanos
Ottawa: (613) 234-4666 x 237
Washington DC: (202) 697-992
nnanos@nanosresearch.com





Methodology

Methodology



The Weekly Nanos Tracking is produced by the Nanos Research Corporation, headquartered in Canada, which operates in Canada and the United States. The data is based on a dual frame (land + cell-lines) random telephone interviews with 1,000 Canadians using a four week rolling average of 250 respondents each week, 18 years of age and over. The random sample of 1,000 respondents may be weighted by age and gender using the latest census information for Canada. The interviews are compiled into a four week rolling average of 1,000 interviews, where each week the oldest group of 250 interviews is dropped and a new group of 250 interviews is added.

A random telephone survey of 1,000 Canadians is accurate ± 3.1 percentage points, plus or minus, 19 times out of 20.

Since voters are not actually able to make a choice between elections, it is interesting to think about party strength and support more broadly. The Nanos Party Power Index fills this need by incorporating more information than just current vote preference.

The Nanos Party Power Index is a weekly composite measurement of federal party brands based on four questions about the federal parties and their leadership. The questions include:

- a ballot question that captures the 1st and 2nd vote preferences;
- a measure of whether the respondent would consider voting for the party;
- the 1st and 2nd preferences for Prime Minister of the current federal leaders; and,
- whether the respondent believes each current leader has the quality to be a good leader.

The views of 1,000 respondents are compiled into a diffusion brand index for each party that goes from 0 to 100, where 0 means that the party has no brand strength and 100 means it has maximum brand strength. A score above 50 is an indication of brand strength for the party and its leader at this time. The important factors in this weekly tracking include the direction of the brand strength or weakness and also the brand strength of one federal party relative to another.

Technical Note

Element	Description	Element	Description
Organization who commissioned the research	Nanos Research	Weighting of Data	The results were weighted by age and gender using the latest Census information (2016) and the sample is geographically stratified to ensure a distribution across all regions of Canada. See tables for full weighting disclosure
Final Sample Size	1,000 Randomly selected individuals, four week rolling average of 250 interviews a week.	Screening	Screening ensured potential respondents did not work in the market research industry, in the advertising industry, in the media or a political party prior to administering the survey to ensure the integrity of the data.
Margin of Error	±3.1 percentage points, 19 times out of 20.	Excluded Demographics	Individuals younger than 18 years old; individuals without land or cell lines could not participate.
Mode of Survey	RDD dual frame (land- and cell-lines) telephone survey	Stratification	By age and gender using the latest Census information (2016) and the sample is geographically stratified to be representative of Canada. Smaller areas such as Atlantic Canada were marginally oversampled to allow for a minimum regional sample.
Sampling Method Base	The sample included both land- and cell-lines RDD (Random Digit Dialed) across Canada.	Estimated Response Rate	Nine percent, consistent with industry norms.
Demographics (Captured)	Atlantic Canada, Quebec, Ontario, Prairies, British Columbia; Men and Women; 18 years and older. Six digit postal code was used to validate geography.	Question Order	Question order in the preceding report was asked in the following order – party consideration, unprompted vote preferences, preferred Prime Minister and qualities of a good political leader.
Demographics (Other)	Age, gender, education, income	Question Content	This was part of a weekly tracking survey. The preceding module included questions about national issues of concern and ballot preferences and economic confidence.
Fieldwork/Validation	Live interviews with live supervision to validate work	Question Wording	The wording of questions is as presented in the report with a randomization of the political leaders for the question involving leader qualities.
Number of Calls/	Maximum of five call backs.	Survey Company	Nanos Research
Time of Calls	Local time 5:00-9:00 pm, on weekends 12:00- 6:00 pm	Contact	Contact Nanos Research for more information or with any concerns or questions. http://www.nanosresearch.com Telephone: (613) 234-4666 ext. 237 – Toll Free: (888) 737-5505 ext. 223. Email: info@nanosresearch.com .
Field Dates	Four week period August 9, 2019		
Language of Survey	The survey was conducted in both English and French.		
Standards	This report meets the standards set forth by ESOMAR and AAPOR.		

About Nanos

Nanos is one of North America's most trusted research and strategy organizations. Our team of professionals is regularly called upon by senior executives to deliver superior intelligence and market advantage whether it be helping to chart a path forward, managing a reputation or brand risk or understanding the trends that drive success. Services range from traditional telephone surveys, through to elite in-depth interviews, online research and focus groups. Nanos clients range from Fortune 500 companies through to leading advocacy groups interested in understanding and shaping the public landscape. Whether it is understanding your brand or reputation, customer needs and satisfaction, engaging employees or testing new ads or products, Nanos provides insight you can trust.



View our brochure

Nik Nanos FMRIA

Chairman, Nanos Research Group

Ottawa (613) 234-4666 ext. 237

Washington DC (202) 697-9924

nnanos@nanosresearch.com

Méthodologie



Le suivi hebdomadaire de Nanos est produit par Nanos Research Corporation. Les données sont fondées sur des entrevues téléphoniques aléatoires à deux trames (terrestre et cellulaire) avec des agents en direct contactant 1 000 Canadiens, utilisant une moyenne mobile de quatre semaines avec 250 répondants chaque semaine, âgés de 18 ans et plus. L'échantillon aléatoire de 1 000 répondants peut être pondéré selon l'âge et le sexe en utilisant les dernières données du recensement pour le Canada. Les entrevues sont compilées en une moyenne mobile de 1 000 entrevues sur quatre semaines, où chaque semaine, le groupe de 250 Canadiens le plus anciennement interrogé est abandonné et un nouveau groupe de 250 entrevues est ajouté.

Un sondage téléphonique aléatoire auprès de 1 000 Canadiens est exact à $\pm 3,1$ points de pourcentage, plus ou moins, 19 fois sur 20.

Comme les électeurs ne sont pas en mesure de faire un choix entre les élections il est intéressant de penser à la force du parti et à son soutien à un niveau plus large. Le suivi fédéral de Nanos répond à ce besoin en incorporant plus d'informations sur les préférences politiques, au-delà de la préférence actuelle de vote.

Le suivi fédéral de Nanos est une mesure composite hebdomadaire des marques des partis fédéraux fondée sur quatre questions concernant les partis fédéraux et leur leadership. Les questions comprennent:

- une question de scrutin qui capture les préférences de premier et de second vote;
- une mesure permettant de savoir si le répondant envisagerait de voter pour un parti donné;
- la 1ère et 2ème préférence pour Premier ministre parmi les dirigeants fédéraux actuels; et,
- si le répondant croit que chaque leader actuel possède les qualités d'un bon leader.

Les opinions de 1000 répondants sont compilées dans un indice de marque de diffusion pour chaque parti qui va de 0 à 100, où 0 signifie que le parti n'a pas de force de marque et 100 signifie qu'il a la force de marque maximale. Un score supérieur à 50 est une indication de force de marque pour ce parti et son leadership en ce moment. Les facteurs importants dans ce suivi hebdomadaire incluent la direction de la force ou de la faiblesse de marque ainsi que la force de marque d'un parti fédéral par rapport à un autre.

Note technique

Élément	Description	Élément	Description
Organisation qui a commandé la recherche	Nanos Research	Pondération des données	Les résultats ont été pondérés selon l'âge et le sexe en utilisant les données du dernier recensement (2016) et l'échantillon est stratifié géographiquement pour être représentatif du Canada. Voir les tableaux pour la divulgation complète de la pondération.
Taille finale de l'échantillon	1,000 répondants choisis au hasard, moyenne mobile de quatre semaines avec 250 répondants chaque semaine.	Présélection	La présélection garantit que les répondants potentiels ne travaillaient pas dans le secteur des études de marché, dans le secteur de la publicité, dans les médias ou pour un parti politique avant l'administration de l'enquête pour assurer l'intégrité des données.
Marge d'erreur	±3.1 points de pourcentage, 19 fois sur 20.	Groupes démographiques exclus	Les personnes de moins de 18 ans; les individus sans accès à lignes de téléphone n'étaient pas admissibles pour participer.
Type d'enquête	Enquête téléphonique (lignes téléphoniques terrestres et cellulaires) par génération aléatoire de numéros de téléphone (GANT)	Stratification	Par âge et sexe en utilisant les données du dernier recensement (2016) et l'échantillon est stratifié géographiquement pour être représentatif du Canada. Les régions plus petites comme le Canada Atlantique furent suréchantillonnées pour assurer un échantillon régional minimum.
Méthode d'échantillonnage	L'échantillon comprenait à la fois des lignes terrestres et cellulaires à travers le Canada par l'entremise de génération aléatoire de numéros de téléphone (GANT).	Taux de réponse estimé	Neuf pour cent, en conformité avec les normes de l'industrie.
Données démographiques (captées)	Canada Atlantique, Québec, Ontario, Prairies, Colombie-Britannique; hommes et femmes; 18 ans et plus. Le code postal à six chiffres fut utilisé pour valider l'endroit géographique.	Ordre des questions	Les questions de ce rapport ont été posées dans l'ordre suivant : les préférences de vote spontanées, le Premier ministre préféré et les qualités d'un bon leader politique.
Données démographiques (autres)	Âge, sexe, éducation, revenu	Contenu des questions	Ceci fait partie d'une enquête de suivi hebdomadaire. Le module précédent comprenait des questions sur les problèmes d'intérêt national et les préférences de vote et la confiance économique.
Travail sur le terrain/validation	Entrevues en direct administrées par des agents et sous supervision du travail afin d'être conformes au code déontologique de l'ARIM.	Formulation des questions	La formulation des questions est telle que présentée dans le rapport, les leaders politiques ont été affichés de manière aléatoire pour la question impliquant les qualités d'un bon leader.
Nombre d'appels	Maximum de cinq rappels.	Compagnie de recherche	Nanos Research
Heure des appels	Heure locale 17h à 21h, fins de semaine 12h à 18h.	Contactez	Contactez Nanos Research pour de plus amples renseignements ou si vous avez des questions ou des préoccupations. http://www.nanos.co Téléphone : (613) 234-4666 x 237 – Sans frais : (888) 737-5505 x 223. Courriel : info@nanosresearch.com.
Dates du travail sur le terrain	Période de quatre semaines terminant le 9 août 2019.		
Langue de l'enquête	L'enquête a été menée en français et en anglais.		
Standards	Ce rapport rencontre les normes établies par l'ARIM qui peuvent être consultées ici : https://mria-arim.ca/polling		

À propos de Nanos

Nanos est l'une des organisations de recherche et de stratégie des plus reconnues en Amérique du Nord. Notre équipe de professionnels est régulièrement appelée à livrer une intelligence supérieure et un avantage de marché soit en aidant à trouver le chemin à suivre, à gérer une réputation ou à comprendre les tendances qui mènent au succès. Nanos propose une palette exhaustive de services allant de sondages par téléphone aux consultations d'élite à travers des entrevues en profondeur, recherches en ligne et groupes de discussion. Les clients de Nanos vont des sociétés Fortune 500 aux groupes de défense de premier plan intéressés à comprendre et à façonner le paysage public. Que ce soit pour la compréhension de votre marque ou réputation, les besoins et la satisfaction des clients, pour l'engagement des employés ou pour tester de nouvelles publicités ou de nouveaux produits, Nanos donne une vision stratégique fiable.



Consultez notre
brochure






Nik Nanos FMRIA

Président, Nanos Research Group

Ottawa (613) 234-4666 x 237

Washington DC (202) 697-9924

nik@nanos.co

2015 Federal Election	NANOS Sunday, October 18 th , 2015	ELECTION Results Monday, October 19 th , 2015	Variance
 Liberal	39.1%	39.5%	0.4
	30.5%	31.9%	1.4
 NDP	19.7%	19.7%	0
 BLOC Québécois	5.5%	4.7%	0.8
 green PARTY OF CANADA	4.6%	3.4%	1.2
Other	0.5%	0.5%	0
Numbers of interviews (aggregate)	722		
Margin of error	±3.7		

Election results from Elections Canada as of 10:30am EST on October 20th, 2015.



Political Package – Tracking ending August 9th, 2019 – STAT SHEET

For each of the following federal political parties, please tell me if you would consider or not consider voting for it. [RANDOMIZE]

			Region					Gender		Age					
			Canada 2019-08- 09	Atlantic	Quebec	Ontario	Prairies	British Columbia	Male	Female	18 to 29	30 to 39	40 to 49	50 to 59	60 plus
Question - Consider Liberal	Total	Unwgt N	1000	100	248	290	206	156	497	503	141	147	161	210	341
		Wgt N	1000	100	248	300	200	152	485	515	197	163	187	189	265
	Yes, would consider	%	44.7												
	No, would not consider	%	40.1												
	Unsure	%	15.2												

Subscribers only

For each of the following federal political parties, please tell me if you would consider or not consider voting for it. [RANDOMIZE]

			Region					Gender		Age					
			Canada 2019-08- 09	Atlantic	Quebec	Ontario	Prairies	British Columbia	Male	Female	18 to 29	30 to 39	40 to 49	50 to 59	60 plus
Question - Consider Conservative	Total	Unwgt N	1000	100	248	290	206	156	497	503	141	147	161	210	341
		Wgt N	1000	100	248	300	200	152	485	515	197	163	187	189	265
	Yes, would consider	%	40.6												
	No, would not consider	%	42.4												
	Unsure	%	17.1												

Subscribers only

For each of the following federal political parties, please tell me if you would consider or not consider voting for it. [RANDOMIZE]

			Region					Gender		Age					
			Canada 2019-08- 09	Atlantic	Quebec	Ontario	Prairies	British Columbia	Male	Female	18 to 29	30 to 39	40 to 49	50 to 59	60 plus
Question - Consider NDP	Total	Unwgt N	1000	100	248	290	206	156	497	503	141	147	161	210	341
		Wgt N	1000	100	248	300	200	152	485	515	197	163	187	189	265
	Yes, would consider	%	31.4												
	No, would not consider	%	49.0												
	Unsure	%	19.6												

Subscribers only

Nanos conducted an RDD dual frame (land- and cell- lines) random telephone survey of 1,000 Canadians, 18 years of age or older. Four week rolling average (250 per week) ending August 9th, 2019. The margin of error this survey is ±3.1 percentage points, 19 times out of 20. Columns with less than 30 respondents have been shaded.



Political Package – Tracking ending August 9th, 2019 – STAT SHEET

For each of the following federal political parties, please tell me if you would consider or not consider voting for it. [RANDOMIZE]

			Region				Gender		Age			
			Canada 2019-08-09	Quebec	Male	Female	18 to 29	30 to 39	40 to 49	50 to 59	60 plus	
Question - Consider Bloc	Total	Unwgt N	248	248	122	126	24	26	50	55	93	
		Wgt N	248	248	120	128	46	40	45	48	69	
	Yes, would consider	%	31.9									
	No, would not consider	%	55.0	Subscribers only								
	Unsure	%	13.1									

For each of the following federal political parties, please tell me if you would consider or not consider voting for it. [RANDOMIZE]

			Region					Gender		Age					
			Canada 2019-08-09	Atlantic	Quebec	Ontario	Prairies	British Columbia	Male	Female	18 to 29	30 to 39	40 to 49	50 to 59	60 plus
Question - Consider Green	Total	Unwgt N	1000	100	248	290	206	156	497	503	141	147	161	210	341
		Wgt N	1000	100	248	300	200	152	485	515	197	163	187	189	265
	Yes, would consider	%	31.0												
	No, would not consider	%	50.6	Subscribers only											
	Unsure	%	18.4												

For each of the following federal political parties, please tell me if you would consider or not consider voting for it. [RANDOMIZE]

			Region					Gender		Age					
			Canada 2019-08-09	Atlantic	Quebec	Ontario	Prairies	British Columbia	Male	Female	18 to 29	30 to 39	40 to 49	50 to 59	60 plus
Question - Consider Peoples	Total	Unwgt N	1000	100	248	290	206	156	497	503	141	147	161	210	341
		Wgt N	1000	100	248	300	200	152	485	515	197	163	187	189	265
	Yes, would consider	%	9.0												
	No, would not consider	%	64.7	Subscribers only											
	Unsure	%	26.3												

Nanos conducted an RDD dual frame (land- and cell- lines) random telephone survey of 1,000 Canadians, 18 years of age or older. Four week rolling average (250 per week) ending August 9th, 2019. The margin of error this survey is ±3.1 percentage points, 19 times out of 20. Columns with less than 30 respondents have been shaded.



Political Package – Tracking ending August 9th, 2019 – STAT SHEET

For each of the following federal political party leaders, do you think they have or do not have the qualities to be a good political leader? [RANDOMIZE]

			Region					Gender		Age					
			Canada 2019-08- 09	Atlantic	Quebec	Ontario	Prairies	British Columbia	Male	Female	18 to 29	30 to 39	40 to 49	50 to 59	60 plus
Question - First ranked Preferred Prime Minister	Total	Unwgt N	1000	100	248	290	206	156	497	503	141	147	161	210	341
		Wgt N	1000	100	248	300	200	152	485	515	197	163	187	189	265
	Justin Trudeau	%	31.4												
	Andrew Scheer	%	25.0												
	Jagmeet Singh	%	7.0												
	Yves-François Blanchet	%	1.8												
	Elizabeth May	%	8.5												
	Maxime Bernier	%	1.9												
	Unsure	%	24.3												

For each of the following federal political party leaders, do you think they have or do not have the qualities to be a good political leader? [RANDOMIZE]

			Region					Gender		Age					
			Canada 2019-08- 09	Atlantic	Quebec	Ontario	Prairies	British Columbia	Male	Female	18 to 29	30 to 39	40 to 49	50 to 59	60 plus
Question - Justin Trudeau	Total	Unwgt N	1000	100	248	290	206	156	497	503	141	147	161	210	341
		Wgt N	1000	100	248	300	200	152	485	515	197	163	187	189	265
	Have	%	47.8												
	Not have	%	39.3												
	Unsure	%	12.9												

Nanos conducted an RDD dual frame (land- and cell- lines) random telephone survey of 1,000 Canadians, 18 years of age or older. Four week rolling average (250 per week) ending August 9th, 2019. The margin of error this survey is ±3.1 percentage points, 19 times out of 20. Columns with less than 30 respondents have been shaded.



Political Package – Tracking ending August 9th, 2019 – STAT SHEET

For each of the following federal political party leaders, do you think they have or do not have the qualities to be a good political leader? [RANDOMIZE]

		Region							Gender		Age				
		Canada 2019-08- 09	Atlantic	Quebec	Ontario	Prairies	British Columbia	Male	Female	18 to 29	30 to 39	40 to 49	50 to 59	60 plus	
Question - Andrew Scheer	Total	Unwgt N	1000	100	248	290	206	156	497	503	141	147	161	210	341
		Wgt N	1000	100	248	300	200	152	485	515	197	163	187	189	265
	Have	%	37.8												
	Not have	%	31.8												
	Unsure	%	30.4												

For each of the following federal political party leaders, do you think they have or do not have the qualities to be a good political leader? [RANDOMIZE]

		Region							Gender		Age				
		Canada 2019-08- 09	Atlantic	Quebec	Ontario	Prairies	British Columbia	Male	Female	18 to 29	30 to 39	40 to 49	50 to 59	60 plus	
Question - Jagmeet Singh	Total	Unwgt N	1000	100	248	290	206	156	497	503	141	147	161	210	341
		Wgt N	1000	100	248	300	200	152	485	515	197	163	187	189	265
	Have	%	30.6												
	Not have	%	33.0												
	Unsure	%	36.3												

For each of the following federal political party leaders, do you think they have or do not have the qualities to be a good political leader? [RANDOMIZE]

		Region			Gender		Age				
		Canada 2019- 08-09	Quebec	Male	Female	18 to 29	30 to 39	40 to 49	50 to 59	60 plus	
Question - Yves-François Blanchet	Total	Unwgt N	248	248	122	126	24	26	50	55	93
		Wgt N	248	248	120	128	46	40	45	48	69
	Have	%	32.6								
	Not have	%	30.7								
	Unsure	%	36.7								

Nanos conducted an RDD dual frame (land- and cell- lines) random telephone survey of 1,000 Canadians, 18 years of age or older. Four week rolling average (250 per week) ending August 9th, 2019. The margin of error this survey is ±3.1 percentage points, 19 times out of 20. Columns with less than 30 respondents have been shaded.



Political Package – Tracking ending August 9th, 2019 – STAT SHEET

For each of the following federal political party leaders, do you think they have or do not have the qualities to be a good political leader? [RANDOMIZE]

		Region							Gender		Age				
		Canada 2019-08- 09	Atlantic	Quebec	Ontario	Prairies	British Columbia	Male	Female	18 to 29	30 to 39	40 to 49	50 to 59	60 plus	
Question - Elizabeth May	Total	Unwgt N	1000	100	248	290	206	156	497	503	141	147	161	210	341
		Wgt N	1000	100	248	300	200	152	485	515	197	163	187	189	265
	Have	%	37.7												
	Not have	%	28.1												
	Unsure	%	34.2												

Subscribers only

For each of the following federal political party leaders, do you think they have or do not have the qualities to be a good political leader? [RANDOMIZE]

		Region							Gender		Age				
		Canada 2019-08- 09	Atlantic	Quebec	Ontario	Prairies	British Columbia	Male	Female	18 to 29	30 to 39	40 to 49	50 to 59	60 plus	
Question - Maxime Bernier	Total	Unwgt N	1000	100	248	290	206	156	497	503	141	147	161	210	341
		Wgt N	1000	100	248	300	200	152	485	515	197	163	187	189	265
	Have	%	17.9												
	Not have	%	41.3												
	Unsure	%	40.7												

Subscribers only

Nanos conducted an RDD dual frame (land- and cell- lines) random telephone survey of 1,000 Canadians, 18 years of age or older. Four week rolling average (250 per week) ending August 9th, 2019. The margin of error this survey is ±3.1 percentage points, 19 times out of 20. Columns with less than 30 respondents have been shaded.