

# Intensity of negative impressions of the Government of China on the rise

National survey released August, 2019

Project 2019-1480



THE GLOBE AND MAIL 

 NANOS SURVEY

Nine in ten Canadians say they have a somewhat negative or negative impression of the Government of China

Negative impressions of the Government of China continue to trend up, while Canadians continue to have mostly negative impressions of Huawei. Canadians are most likely to say they support Canada banning Huawei from participating in Canada's 5G telecommunications network and are most likely to feel that Canada has done a poor or very poor job at managing the arrest of Meng Wanzhou, CFO at Huawei.

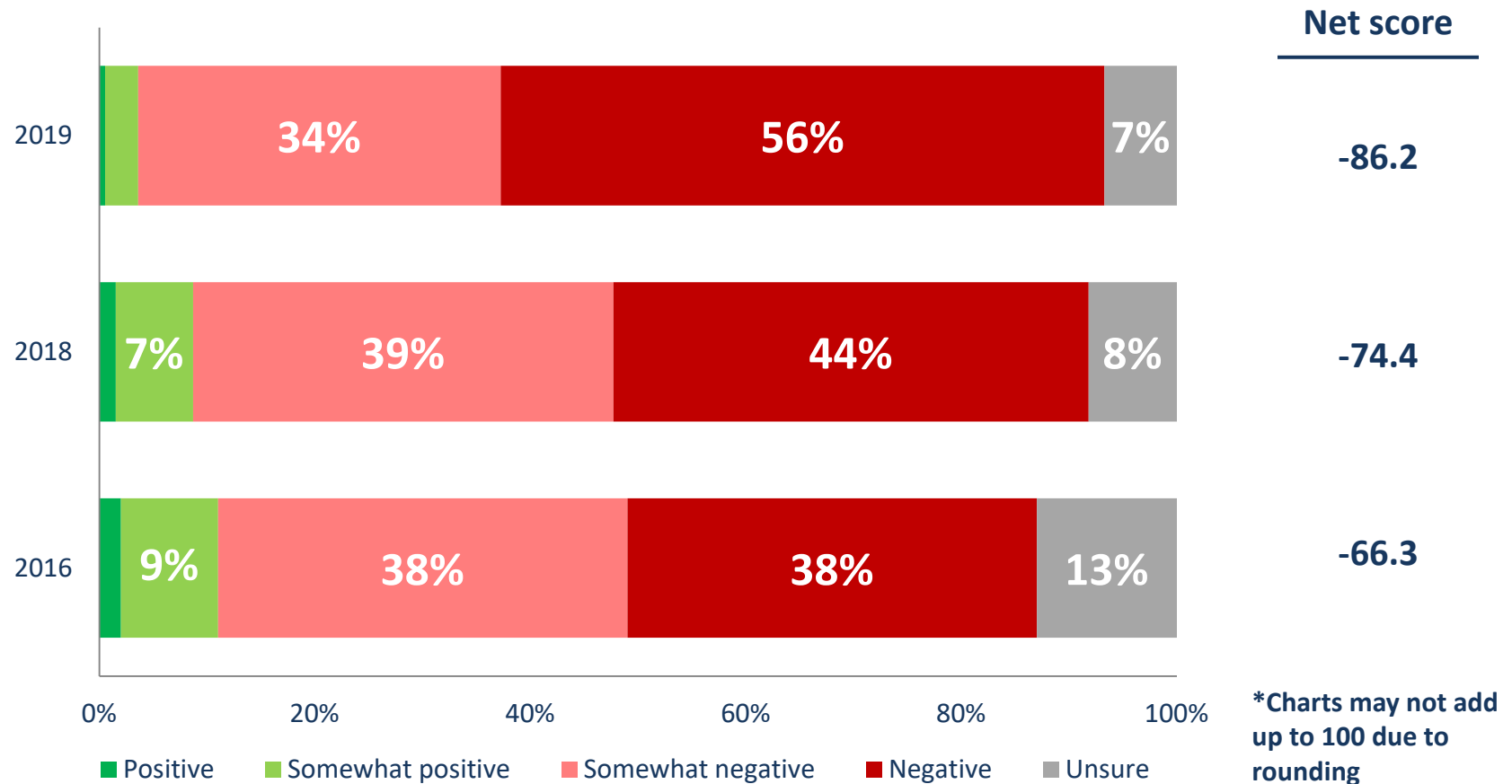
- **Negative impressions of the Government of China continue to trend up among Canadians** - Nine in ten Canadians say they have a somewhat negative (34%) or negative (56%; 44% in 2018; 38% in 2016) impression of the Government of China, while three per cent have a somewhat positive and one per cent have a positive impression. Seven per cent are unsure.
- **A majority of Canadians continue to say they have a negative or somewhat negative impression of Huawei** – Just under seven in ten Canadians say they have a somewhat negative (34%) or negative (35%; down from 44% in 2018) impression of the Chinese telecommunications and smartphone maker Huawei, while just over one in ten say they have a positive (three per cent) or somewhat positive (eight per cent) impression. Twenty per cent are unsure.
- **Canadians are most likely to say Canada should ban Huawei from participating in the 5G telecommunications network in Canada** – Just over one in two Canadians (52%) say Canada should ban Huawei from participating in the 5G telecommunications network in Canada, while 19 per cent (16% in 2018) say Canada should allow Huawei to participate in the 5G telecommunications network in Canada. Twenty-nine per cent are unsure.
- **Canadians are most likely to say that the Government of Canada has done a poor or very poor job at managing the situation with Meng Wanzhou** – Asked how they feel about the Government of Canada's related to the arrest of Huawei CFO at the request of the United States, over four in ten Canadians say it has done a poor (21%) or very poor job (19%) at managing the situation. Twenty-seven per cent say the government has done an average job, while one in four say it has done a good (20%) or very good (five per cent) job. Seven per cent are unsure.

These observations are based on an RDD dual frame (land- and cell-lines) hybrid telephone and online random survey of 1,000 Canadians, 18 years of age or older, between July 28<sup>th</sup> to July 30<sup>th</sup>, 2019 as part of an omnibus survey.

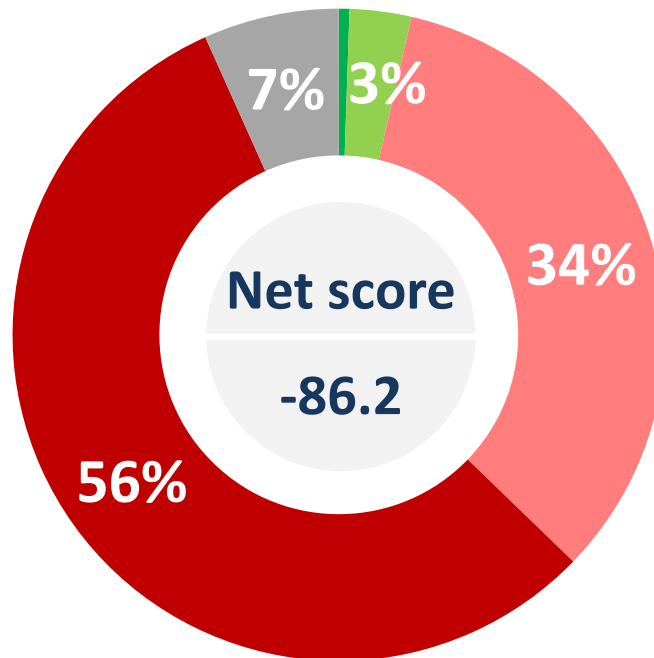
This study was commissioned by The Globe and Mail and the research was conducted by Nanos Research.

# Impressions of Chinese Government

THE GLOBE AND MAIL



**QUESTION** – Do you have a positive, somewhat positive, somewhat negative or negative impression of the Government of China?



■ Positive ■ Somewhat positive ■ Somewhat negative ■ Negative ■ Unsure

	Negative/ Somewhat negative
Atlantic (n=100)	86.8%
Quebec (n=250)	87.0%
Ontario (n=300)	89.4%
Prairies (n=200)	92.0%
British Columbia (n=150)	93.8%
Male (n=536)	90.5%
Female (n=464)	89.0%
18 to 34 (n=260)	81.5%
35 to 54 (n=363)	92.7%
55 plus (n=377)	92.8%

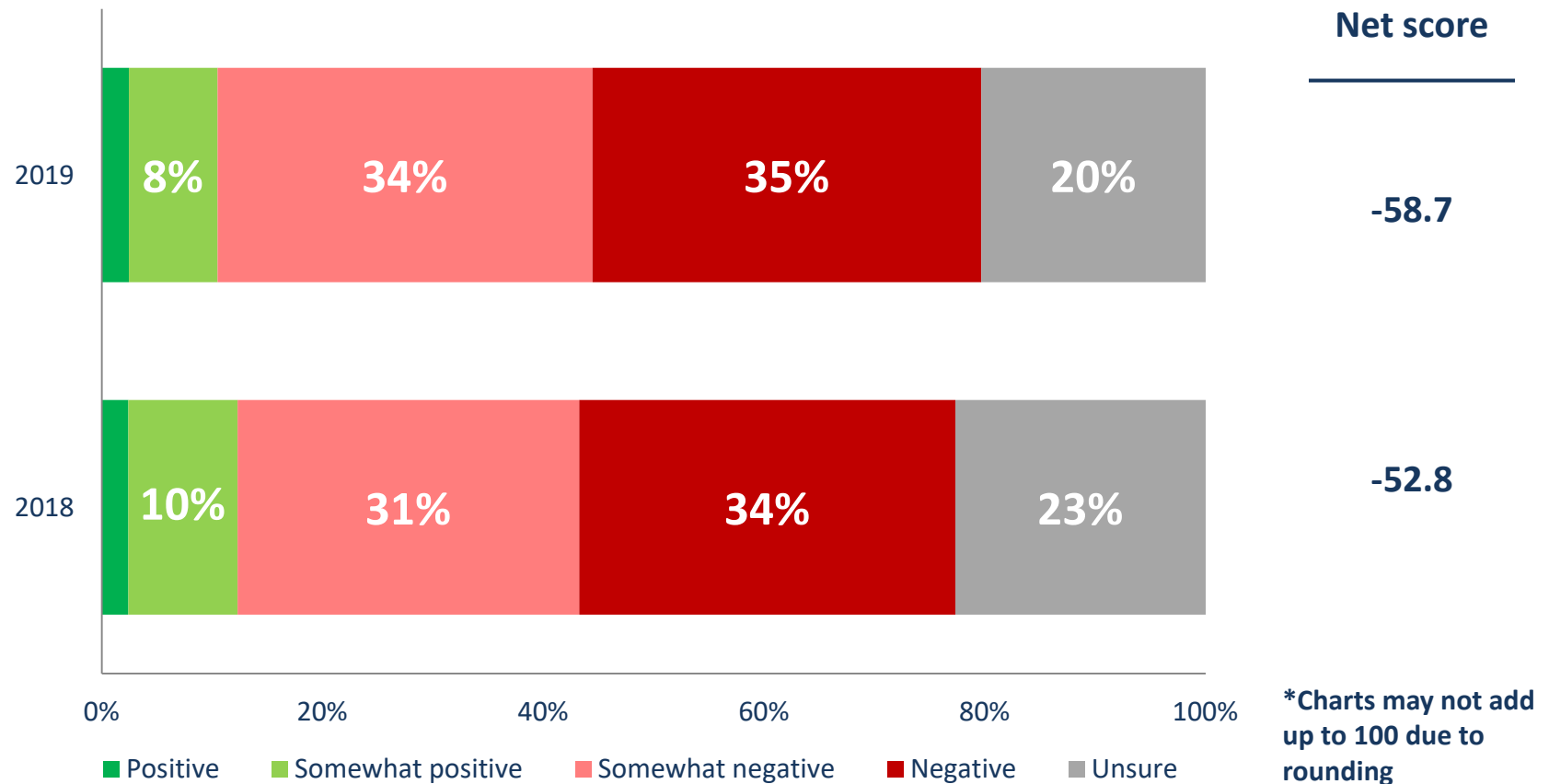
\*Weighted to the true population proportion.

\*Charts may not add up to 100 due to rounding.

**QUESTION** – Do you have a positive, somewhat positive, somewhat negative or negative impression of the Government of China?

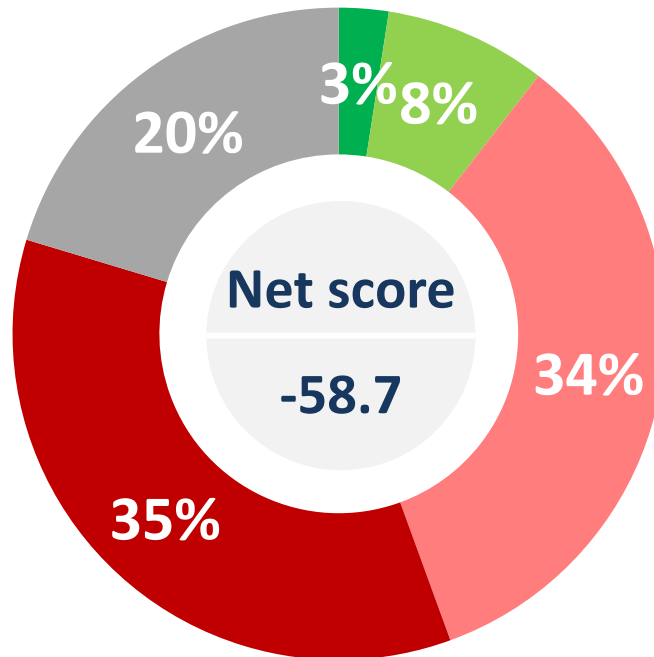
# Impressions of Huawei

THE GLOBE AND MAIL



**QUESTION** – Do you have a positive, somewhat positive, somewhat negative or negative impression of the Chinese telecommunications and smartphone maker, Huawei?





■ Positive ■ Somewhat positive ■ Somewhat negative ■ Negative ■ Unsure

	Negative/ Somewhat negative
Atlantic (n=100)	55.8%
Quebec (n=250)	63.5%
Ontario (n=300)	76.5%
Prairies (n=200)	68.2%
British Columbia (n=150)	74.2%
Male (n=536)	70.0%
Female (n=464)	68.3%
18 to 34 (n=260)	65.8%
35 to 54 (n=363)	73.2%
55 plus (n=377)	68.0%

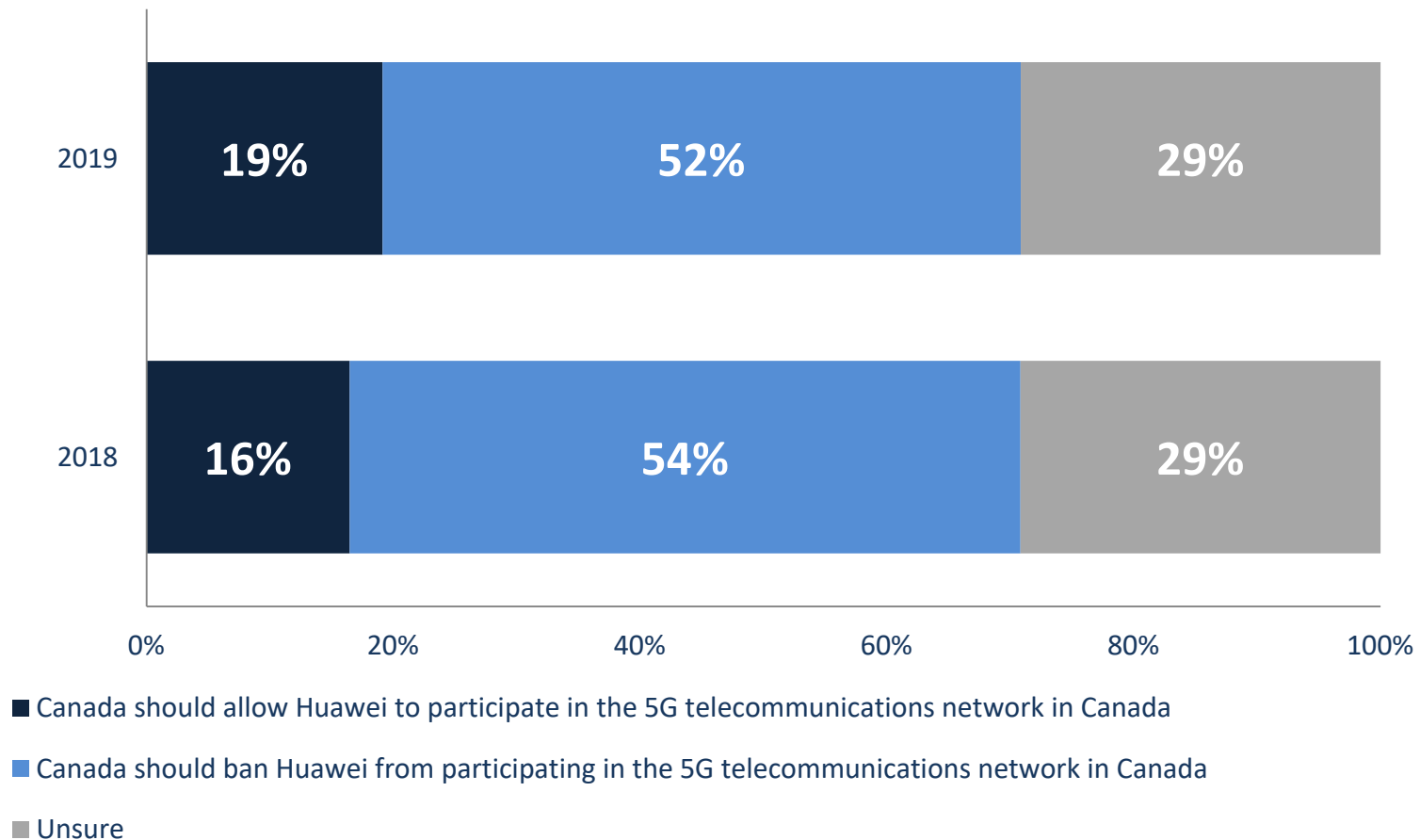
\*Weighted to the true population proportion.

\*Charts may not add up to 100 due to rounding.

**QUESTION** – Do you have a positive, somewhat positive, somewhat negative or negative impression of the Chinese telecommunications and smartphone maker, Huawei?

# Participation of Huawei in telecommunications network in Canada

THE GLOBE AND MAIL

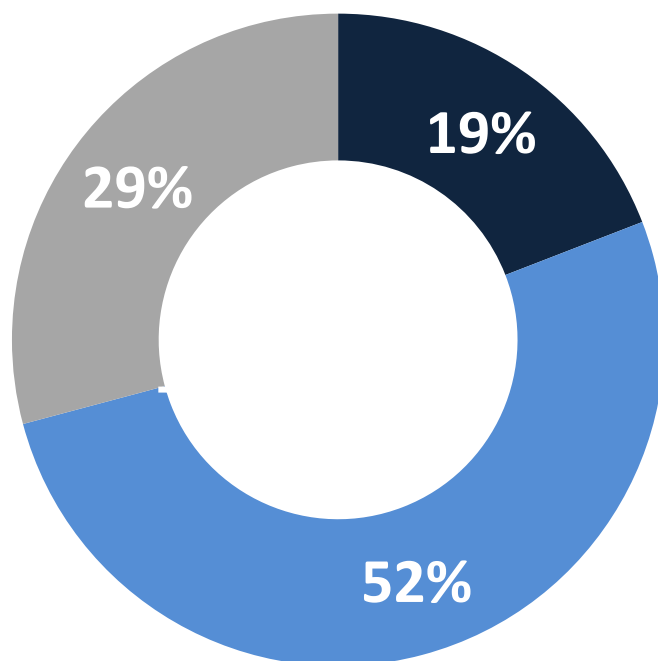


**QUESTION** – Some people think that Canada should follow its own path and allow Chinese telecom firm Huawei to participate in the 5G telecommunications network in Canada other people think that we should ban, like the United States and Australia, the Chinese telecom firm Huawei from participating in the 5G telecommunications network in Canada. Which of these two views, if either, best reflects your personal opinion?

# Participation of Huawei in telecommunications network in Canada

THE GLOBE AND MAIL

NANOS



- Canada should allow Huawei to participate in the 5G telecommunications network in Canada
- Canada should ban Huawei from participating in the 5G telecommunications network in Canada
- Unsure

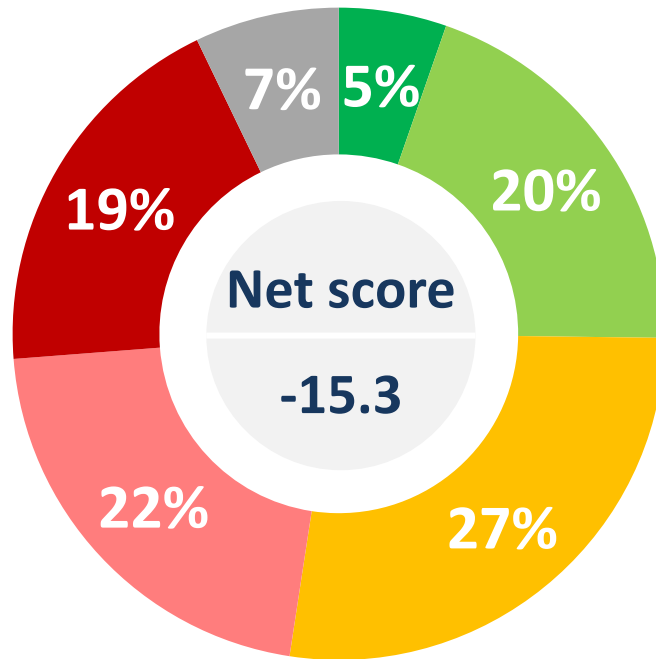
	Canada should ban Huawei
Atlantic (n=100)	37.2%
Quebec (n=250)	46.0%
Ontario (n=300)	59.2%
Prairies (n=200)	49.3%
British Columbia (n=150)	59.1%
Male (n=536)	55.9%
Female (n=464)	47.7%
18 to 34 (n=260)	46.7%
35 to 54 (n=363)	51.2%
55 plus (n=377)	55.7%

\*Weighted to the true population proportion.  
\*Charts may not add up to 100 due to rounding.

**QUESTION** – Some people think that Canada should follow its own path and allow Chinese telecom firm Huawei to participate in the 5G telecommunications network in Canada other people think that we should ban, like the United States and Australia, the Chinese telecom firm Huawei from participating in the 5G telecommunications network in Canada. Which of these two views, if either, best reflects your personal opinion?



# Government of Canada and the arrest of Meng Wanzhou



■ Very good ■ Good ■ Average ■ Poor ■ Very poor ■ Unsure

	Uncomfortable/ Somewhat uncomfortable
Atlantic (n=100)	49.4%
Quebec (n=250)	58.0%
Ontario (n=300)	60.1%
Prairies (n=200)	52.4%
British Columbia (n=150)	53.0%
Male (n=536)	52.2%
Female (n=464)	59.5%
18 to 34 (n=260)	50.3%
35 to 54 (n=363)	53.1%
55 plus (n=377)	62.4%

\*Weighted to the true population proportion.

\*Charts may not add up to 100 due to rounding.

**QUESTION** – As you may know, Canada arrested Huawei chief financial officer Meng Wanzhou at the request of the United States on allegations of fraud relating to violations of US sanctions against Iran. China says that the arrest is politically motivated and an attempt to undermine Huawei's commercial growth. Do you think the Government of Canada has done a very good, good, average, poor or very poor job at managing this situation?



Nanos conducted an RDD dual frame (land- and cell-lines) hybrid telephone and online random survey of 1,000 Canadians, 18 years of age or older, between July 28<sup>th</sup> to July 30<sup>th</sup>, 2019 as part of an omnibus survey. Participants were randomly recruited by telephone using live agents and administered a survey online. The sample included both land- and cell-lines across Canada. The results were statistically checked and weighted by age and gender using the latest Census information and the sample is geographically stratified to be representative of Canada.

Individuals randomly called using random digit dialling with a maximum of five call backs.

The margin of error for this survey is  $\pm 3.1$  percentage points, 19 times out of 20.

This study was commissioned by the Globe and Mail and the research was conducted by Nanos Research.

Note: Charts may not add up to 100 due to rounding.

# TECHNICAL NOTE - H

Element	Description
Organization who commissioned the research	Globe and Mail
Final Sample Size	1,000 Randomly selected individuals.
Margin of Error	±3.1 percentage points, 19 times out of 20.
Mode of Survey	RDD dual frame (land- and cell-lines) hybrid telephone and online omnibus survey
Sampling Method Base	The sample included both land- and cell-lines RDD (Random Digit Dialed) across Canada.
Demographics (Captured)	Atlantic Canada, Quebec, Ontario, Prairies, British Columbia; Men and Women; 18 years and older. Six digit postal code was used to validate geography.
Fieldwork/Validation	Individuals were recruited using live interviews with live supervision to validate work, the research questions were administered online
Number of Calls	Maximum of five call backs.
Time of Calls	Individuals were called between 12-5:30 pm and 6:30-9:30pm local time for the respondent.
Field Dates	July 28 <sup>th</sup> to July 30 <sup>th</sup> , 2019.
Language of Survey	The survey was conducted in both English and French.
Standards	This report exceeds the standards set forth by CRIC, ESOMAR and AAPOR.

Element	Description
Weighting of Data	The results were weighted by age and gender using the latest Census information (2016) and the sample is geographically stratified to ensure a distribution across all regions of Canada. See tables for full weighting disclosure
Screening	Screening ensured potential respondents did not work in the market research industry, in the advertising industry, in the media or a political party prior to administering the survey to ensure the integrity of the data.
Excluded Demographics	Individuals younger than 18 years old; individuals without land or cell lines, and individuals without internet access could not participate.
Stratification	By age and gender using the latest Census information (2016) and the sample is geographically stratified to be representative of Canada. Smaller areas such as Atlantic Canada were marginally oversampled to allow for a minimum regional sample.
Estimated Response Rate	13 percent, consistent with industry norms.
Question Order	Question order in the preceding report reflects the order in which they appeared in the original questionnaire.
Question Content	This was module two of an omnibus survey. Module one was about the election, Module three was about federal party leaders.
Question Wording	The questions in the preceding report are written exactly as they were asked to individuals.
Survey Company	Nanos Research
Contact	Contact Nanos Research for more information or with any concerns or questions. <a href="http://www.nanos.co">http://www.nanos.co</a> Telephone:(613) 234-4666 ext. 237 Email: <a href="mailto:info@nanosresearch.com">info@nanosresearch.com</a> .



As one of North America's premier market and public opinion research firms, we put strategic intelligence into the hands of decision makers. The majority of our work is for private sector and public facing organizations and ranges from market studies, managing reputation through to leveraging data intelligence. Nanos Research offers a vertically integrated full service quantitative and qualitative research practice to attain the highest standards and the greatest control over the research process.

[www.nanos.co](http://www.nanos.co)



A public relations consultancy for executives and organizations with images to create, issues to manage, relationships to build, and reputations to protect in a digitally disrupted era. We serve senior leaders with PR counsel that is both strategic and social, informed by a deep understanding of analytics, content, communities, media, sustainability and technology. [www.signaleadership.com](http://www.signaleadership.com)

nanos dimap analytika



This international joint venture between [dimap](http://dimap) and [Nanos](http://Nanos) brings together top research and data experts from North American and Europe to deliver exceptional data intelligence to clients. The team offers data intelligence services ranging from demographic and sentiment microtargeting; consumer sentiment identification and decision conversion; and, data analytics and profiling for consumer persuasion.

[www.nanosdimap.com](http://www.nanosdimap.com)

NANOS RUTHERFORD McKAY & Co.

NRM is an affiliate of Nanos Research and Rutherford McKay Associates. Our service offerings are based on decades of professional experience and extensive research and include public acceptance and engagement, communications audits, and narrative development. [www.nrmpublicaffairs.com](http://www.nrmpublicaffairs.com)



# TABULATIONS

THE GLOBE AND MAIL   NANOS





**2019-1480 – Globe and Mail/Nanos Survey – July Omni - STAT SHEET**

			Region						Gender		Age		
			Canada 2019-07	Atlantic	Quebec	Ontario	Prairies	British Columbia	Male	Female	18 to 34	35 to 54	55 plus
Question - Do you have a positive, somewhat positive, somewhat negative or negative impression of the Government of China?	Total	Unwgt N	1000	100	250	300	200	150	536	464	260	363	377
		Wgt N	1000	100	250	300	200	150	491	509	271	340	389
	Positive	%	0.5	0.0	1.0	0.6	0.0	0.6	0.9	0.2	0.7	0.5	0.5
	Somewhat positive	%	3.1	4.2	4.6	3.1	1.3	2.0	4.0	2.1	4.1	2.0	3.3
	Somewhat negative	%	33.7	49.4	38.7	30.1	35.5	19.3	32.4	34.9	29.5	37.1	33.6
	Negative	%	56.1	37.4	48.3	59.3	56.5	74.5	58.1	54.1	52.0	55.6	59.2
	Unsure	%	6.7	9.0	7.4	7.0	6.7	3.5	4.7	8.7	13.7	4.9	3.4

			Region						Gender		Age		
			Canada 2019-07	Atlantic	Quebec	Ontario	Prairies	British Columbia	Male	Female	18 to 34	35 to 54	55 plus
Question - Do you have a positive, somewhat positive, somewhat negative or negative impression of the Chinese telecommunications and smartphone maker, Huawei?	Total	Unwgt N	1000	100	250	300	200	150	536	464	260	363	377
		Wgt N	1000	100	250	300	200	150	491	509	271	340	389
	Positive	%	2.5	1.7	2.7	1.7	3.0	3.2	3.6	1.4	2.8	2.6	2.1
	Somewhat positive	%	8.0	9.0	12.0	5.3	7.2	7.3	10.2	6.0	6.7	7.5	9.4
	Somewhat negative	%	34.0	33.5	33.9	34.3	34.9	32.4	33.9	34.0	35.0	35.6	31.8
	Negative	%	35.2	22.3	29.6	42.2	33.3	41.8	36.1	34.3	30.8	37.6	36.2
	Unsure	%	20.3	33.5	21.8	16.5	21.5	15.3	16.2	24.3	24.7	16.7	20.5



## 2019-1480 – Globe and Mail/Nanos Survey – July Omni - STAT SHEET

			Region						Gender		Age		
			Canada 2019-07	Atlantic	Quebec	Ontario	Prairies	British Columbia	Male	Female	18 to 34	35 to 54	55 plus
Question - Some people think that Canada should follow its own path and allow Chinese telecom firm Huawei to participate in the 5G telecommunications network in Canada other people think that we should ban, like the United States and Australia, the Chinese telecom firm Huawei from participating in the 5G telecommunications network in Canada. Which of these two views, if either, best reflects your personal opinion?	Total	Unwgt N	1000	100	250	300	200	150	536	464	260	363	377
		Wgt N	1000	100	250	300	200	150	491	509	271	340	389
	Canada should allow Huawei to participate in the 5G telecommunications network in Canada	%	19.1	15.4	29.0	11.9	19.8	18.7	20.4	17.8	22.7	16.6	18.8
	Canada should ban Huawei from participating in the 5G telecommunications network in Canada	%	51.7	37.2	46.0	59.2	49.3	59.1	55.9	47.7	46.7	51.2	55.7
	Unsure	%	29.2	47.4	25.0	28.9	30.9	22.2	23.7	34.5	30.6	32.2	25.5

			Region						Gender		Age		
			Canada 2019-07	Atlantic	Quebec	Ontario	Prairies	British Columbia	Male	Female	18 to 34	35 to 54	55 plus
Question - As you may know, Canada arrested Huawei chief financial officer Meng Wanzhou at the request of the United States on allegations of fraud relating to violations of US sanctions against Iran. China says that the arrest is politically motivated and an attempt to undermine Huawei's commercial growth. Do you think the Government of Canada has done a very good, good, average, poor or very poor job at managing this situation?	Total	Unwgt N	1000	100	250	300	200	150	536	464	260	363	377
		Wgt N	1000	100	250	300	200	150	491	509	271	340	389
	Very good job	%	5.3	4.7	6.9	3.9	3.9	8.0	7.4	3.4	5.1	5.2	5.7
	Good job	%	19.9	19.7	23.4	20.9	10.6	24.5	19.8	19.9	22.2	19.3	18.7
	Average job	%	27.2	27.4	29.7	29.1	21.9	26.2	27.4	27.0	31.9	24.8	26.1
	Poor job	%	21.4	20.2	19.0	22.4	24.3	20.2	20.0	22.7	18.0	19.9	25.0
	Very poor job	%	19.1	16.6	12.8	19.1	31.2	15.0	23.1	15.2	12.2	21.5	21.7
	Unsure	%	7.2	11.4	8.3	4.7	8.1	6.1	2.4	11.8	10.7	9.4	2.8