

Views on medical marijuana in Vancouver

Sensible Change Society Survey Summary

submitted by Nanos to Sensible Change Society, June 2016
(Submission 2016-837)





Vancouver residents believe medical marijuana is safer or somewhat safer than alcohol, but are concerned about marijuana use in public places

Vancouver residents believe medical marijuana is safer or somewhat safer than alcohol, but the majority are also concerned about the use of medical marijuana in public. Among those who reported using or knowing someone that uses medical marijuana, the majority say they or that person get their medical marijuana from a dispensary. Most residents support or somewhat support dispensaries providing a safe place for medical marijuana users to smoke or vaporize their marijuana and say edible marijuana products should have special safety regulations including child-proof packaging and warning labels.

- **Personal use of medical marijuana is generally low** – The majority of Vancouver residents in the survey report not using medical marijuana. Just over half (55%) report not using medical marijuana and not knowing of anyone who uses it, while 37% report not using medical marijuana, but knowing of someone who else uses it. Only a little more than eight in ten residents report either using medical marijuana and knowing of others who use it (eight percent), or using it and not knowing of any others who use it (one percent).
- **Majority who report using or knowing someone who uses medical marijuana say they or someone they know get their medical marijuana from a dispensary** – Just over six in ten of those who reported they use medical marijuana and/or know someone who uses medical marijuana (61%) say that they (or the person they know) get their medical marijuana through a dispensary, while eleven percent say they/that person buy it from the underground market. Eight percent say they/that person get it from a friend, while another eight percent say they/that person get it by mail order from a federally licensed producer. Five percent say that they/that person grow it themselves and four percent are unsure.
- **Vancouver residents generally believe medical marijuana is safer or slightly safer than alcohol** – Just under four in ten Vancouver residents believe that medical marijuana is safer (24%) or somewhat safer (15%) than alcohol, while 26% of residents believe medical marijuana is just as safe as alcohol. Five percent believe that medical marijuana is somewhat less safe than alcohol, while nine percent say it is less safe than alcohol. Twenty-one percent are unsure.

- **Just over half feel that medical marijuana dispensaries should be allowed the same distance from school or community centres as a liquor store** – Just over half of Vancouver residents in the survey feel that medical marijuana dispensaries should be allowed the same distance from schools or community centres as a liquor store (52%), while twenty-three percent feel that dispensaries should be farther away from schools or community centres than a liquor store. Fourteen percent of residents feel that medical marijuana dispensaries should not be allowed anywhere, while seven percent feel that they should be allowed anywhere. One percent feel that dispensaries should be allowed closer to schools or community centres than a liquor store. Three percent are unsure.
- **Half of Vancouver residents believe that a license cost for a medical marijuana dispensary should be the same as a license cost for a liquor store** – One in two Vancouver residents in the survey believe that a license for a medical marijuana dispensary should be the same cost as a license for a liquor store (50%). Just under one in five residents feel that the cost for a marijuana dispensary should be much higher (14%) or slightly higher (five percent) than a license for a liquor store, nine percent believe the cost should be much lower and seven percent believe the cost should be slightly lower than a license for a liquor store. Sixteen percent are unsure.
- **Majority of Vancouver residents are concerned about medical marijuana use in public places** – Just over six in ten Vancouver residents are concerned (41%) or somewhat concerned (24%) about medical marijuana use in public places, while just over three in ten residents are unconcerned (25%) or somewhat unconcerned (seven percent). Three percent are unsure.
- **Strong support for allowing medical marijuana dispensaries to provide a space for patients to smoke on the premises** – Just over seven in ten Vancouver residents support (56%) or somewhat support (15%) medical marijuana dispensaries being allowed to provide a space for their member patients to smoke or vaporize their marijuana medicine on the premises inside at the dispensary, while 17% oppose this and five percent somewhat oppose this. Seven percent are unsure.

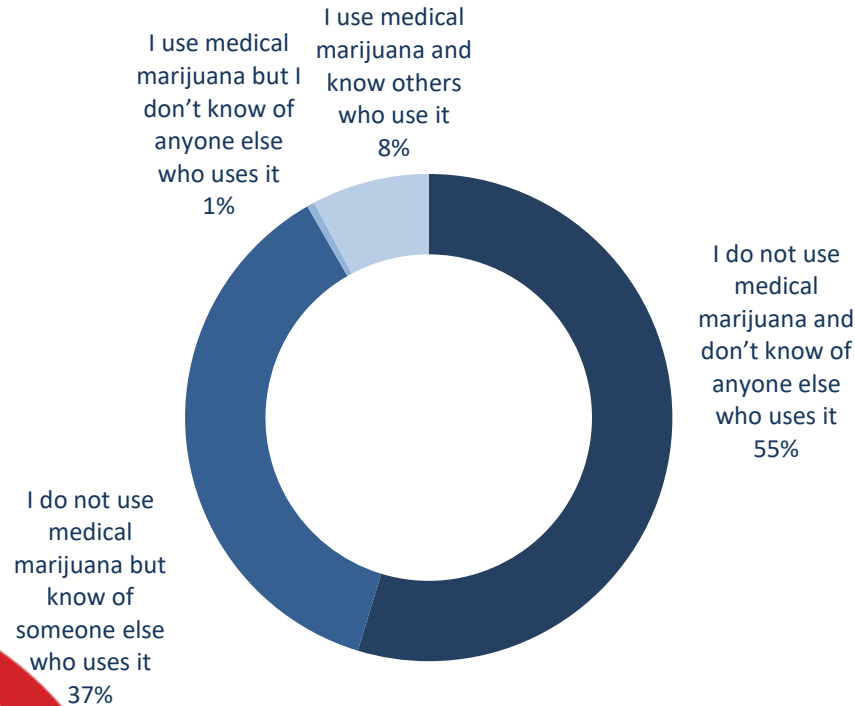
- **Just over five in ten Vancouver residents are aware of the Supreme Court recently ruling that medical patients have a right to access marijuana in the form of extracts and edibles** – Fifty four percent of Vancouver residents say they are aware that the Supreme Court recently ruled that medical patients have a right to access marijuana in the form of extracts and edibles, while 44% say they are not aware. Two percent are unsure.
- **Seven in ten say safety regulations including child-proof packaging and warning labels for edible marijuana products is the best way to regulate them** – Seventy percent of Vancouver residents say that safety regulations including child-proof packaging and warning labels is the best way for the city to regulate the sale of edible marijuana products. Fifteen percent say the regulations should be the same as other medical marijuana products, with no special regulations, while 10% say there should be a complete ban on the sale of edible marijuana products from dispensaries. Five percent are unsure.

Nanos conducted an RDD dual frame (land- and cell-lines) random telephone survey of 400 residents of Vancouver, 18 years of age or older, between June 3rd to June 8th, 2016 as part of a survey. Participants were randomly recruited by telephone using live agents and administered a survey. The sample included both land- and cell-lines across Vancouver. The margin of error for a random survey of 400 residents of Vancouver is ± 5.0 percentage points, 19 times out of 20.

This study was commissioned by Sensible Change Society.

Personal use of medical marijuana

Source: Nanos Research, RDD dual frame random telephone survey, June 3rd to June 8th, 2016, n=400 residents of Vancouver, accurate 5.0 percentage points plus or minus, 19 times out of 20.



Subgroups	I do not use medical marijuana and don't know of anyone else who uses it
Male (n=203)	57.2%
Female (n=198)	52.2%
18 to 29 (n=73)	43.8%
30 to 39 (n=50)	48.6%
40 to 49 (n=69)	57.9%
50 to 59 (n=81)	59.3%
60 plus (n=128)	64.8%

*Note: Charts may not add up to 100 due to rounding

QUESTION – Which of the following best describes you in terms of medical marijuana?

Getting medical marijuana

Source: Nanos Research, RDD dual frame random telephone survey, June 3rd to June 8th, 2016, n=254 residents of Vancouver, accurate 6.2 percentage points plus or minus, 19 times out of 20.

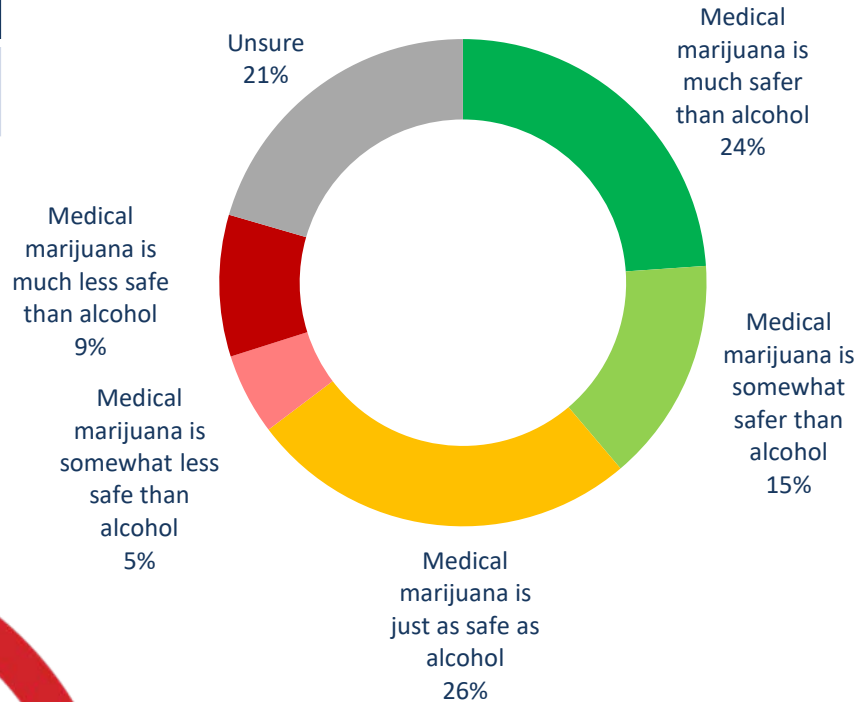
	Vancouver (n=254)	Male (n=125)	Female (n=129)	18 to 29 (n=72)	30 to 49 (n=57)	40 to 49 (n=44)	50 to 59 (n=44)	60 plus (n=37)
A dispensary	61.2%	58.1%	64.3%	63.8%	56.7%	60.0%	50.8%	76.9%
Get it from a friend	8.0%	7.4%	8.6%	10.2%	11.2%	2.5%	10.9%	1.9%
Grow it myself/ themselves	5.2%	6.8%	3.6%	3.5%	5.6%	2.5%	12.8%	1.9%
Buy it from the underground market	11.0%	11.0%	11.0%	12.2%	11.2%	10.0%	12.8%	7.6%
By mail order from a federally licensed producer	7.9%	10.0%	6.0%	8.6%	7.3%	10.0%	9.1%	3.9%
Other	2.2%	1.7%	2.6%	-	2.4%	7.5%	1.8%	-
Unsure	3.7%	3.4%	4.0%	-	5.6%	7.5%	1.8%	5.7%
Refuse	0.8%	1.6%	-	1.8%	-	-	-	1.9%

QUESTION – [If use or know someone who uses] Where do you/that person get your/their medical marijuana? [SELECT AS MANY AS APPLY]

Safety of medical marijuana compared to alcohol

Source: Nanos Research, RDD dual frame random telephone survey, June 3rd to June 8th, 2016, n=400 residents of Vancouver, accurate 5.0 percentage points plus or minus, 19 times out of 20.

Net Score
+24.0



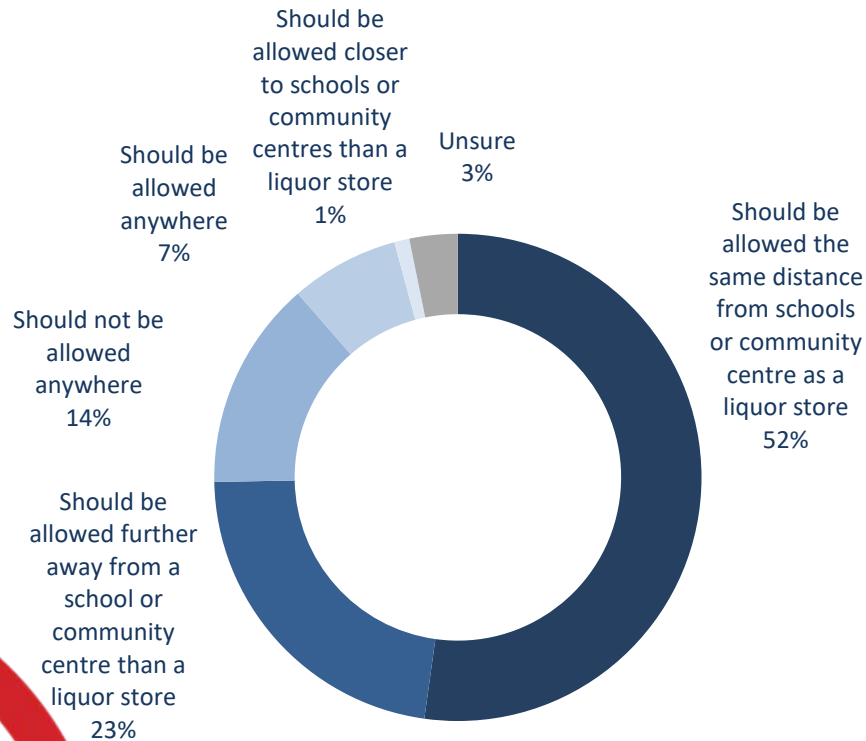
Subgroups	Much/ Somewhat safer than alcohol
Male (n=203)	38.5%
Female (n=198)	39.0%
18 to 29 (n=73)	48.0%
30 to 39 (n=50)	36.3%
40 to 49 (n=69)	36.3%
50 to 59 (n=81)	38.3%
60 plus (n=128)	34.4%

***Note: Charts may not add up to 100 due to rounding**

QUESTION – When it comes to the risk of harm to the individual from medical marijuana and alcohol, do you think that medical marijuana is safer than alcohol, somewhat safer than alcohol, is just as safe as alcohol, somewhat less safe than alcohol, or less safe than alcohol?

Location of medical marijuana dispensaries

Source: Nanos Research, RDD dual frame random telephone survey, June 3rd to June 8th, 2016, n=400, residents of Vancouver accurate 5.0 percentage points plus or minus, 19 times out of 20.



Subgroups	Should be allowed the same distance from schools or community centre as a liquor store
Male (n=203)	56.3%
Female (n=198)	48.1%
18 to 29 (n=73)	52.2%
30 to 39 (n=50)	50.9%
40 to 49 (n=69)	59.4%
50 to 59 (n=81)	53.1%
60 plus (n=128)	46.9%

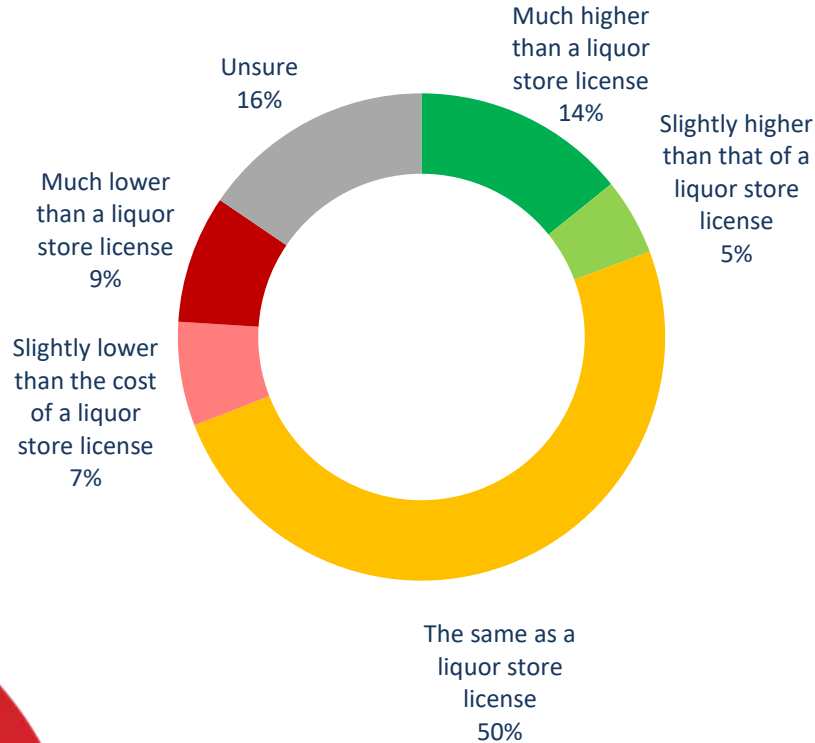
*Note: Charts may not add up to 100 due to rounding

QUESTION – Which of the following best reflects your view of where a medical marijuana dispensary should only be located relative to a school or community centre?

Cost for annual business license for a medical marijuana dispensary

Source: Nanos Research, RDD dual frame random telephone survey, June 3rd to June 8th, 2016, n=400 residents of Vancouver, accurate 5.0 percentage points plus or minus, 19 times out of 20.

Net Score
+3.9



Subgroups	Much/Slightly higher than a liquor store license
Male (n=203)	22.3%
Female (n=198)	16.2%
18 to 29 (n=73)	17.7%
30 to 39 (n=50)	9.4%
40 to 49 (n=69)	20.3%
50 to 59 (n=81)	29.7%
60 plus (n=128)	21.2%

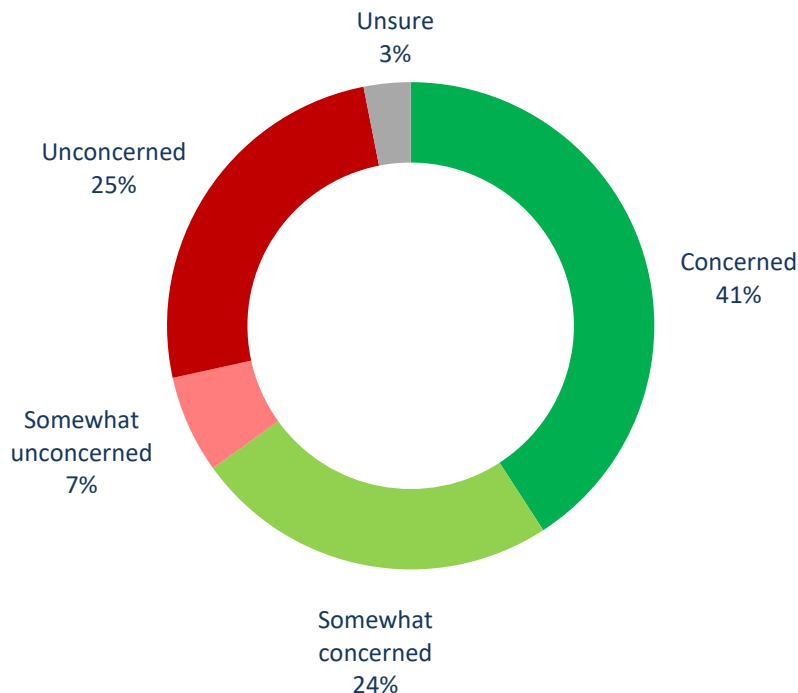
***Note:** Charts may not add up to 100 due to rounding

QUESTION – Should the cost for an annual business license for a medical marijuana dispensary in Vancouver be higher than a liquor store license, slightly higher than that of a liquor store license, the exact same as a liquor store license, slightly lower than the cost of a liquor store license or lower than a liquor store license?

Concern about smoking medical marijuana in public places

Source: Nanos Research, RDD dual frame random telephone survey, June 3rd to June 8th, 2016, n=400 residents of Vancouver, accurate 5.0 percentage points plus or minus, 19 times out of 20.

Net Score
+33.2



Subgroups	Concerned/ Somewhat concerned
Male (n=203)	62.8%
Female (n=198)	67.4%
18 to 29 (n=73)	54.6%
30 to 39 (n=50)	59.2%
40 to 49 (n=69)	71.0%
50 to 59 (n=81)	67.9%
60 plus (n=128)	73.4%

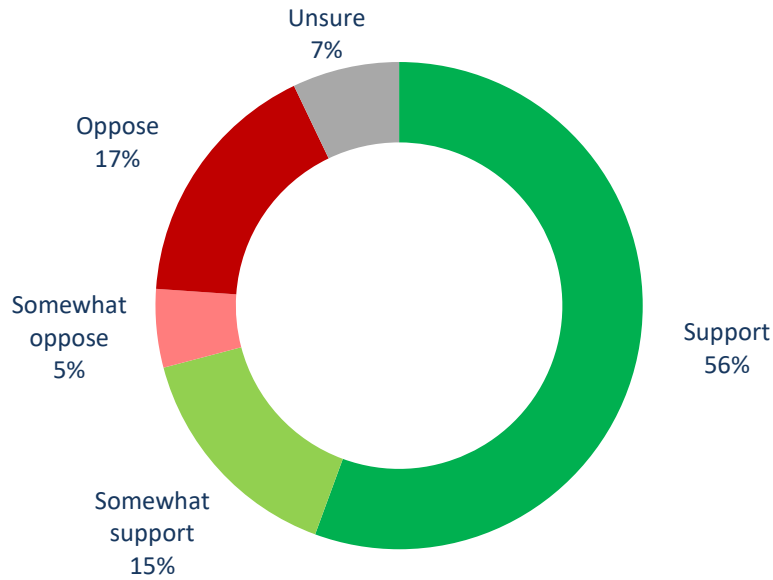
***Note: Charts may not add up to 100 due to rounding**

QUESTION – Are you concerned, somewhat concerned, somewhat unconcerned or unconcerned about medical marijuana users smoking marijuana in public places?

Dispensaries being allowed to provide a space for their patients to smoke inside

Source: Nanos Research, RDD dual frame random telephone survey, June 3rd to June 8th, 2016, n=400 residents of Vancouver, accurate 5.0 percentage points plus or minus, 19 times out of 20.

Net Score
+48.9



Subgroups	Support/ Somewhat support
Male (n=203)	68.6%
Female (n=198)	73.3%
18 to 29 (n=73)	80.9%
30 to 39 (n=50)	69.5%
40 to 49 (n=69)	72.4%
50 to 59 (n=81)	66.6%
60 plus (n=128)	64.1%

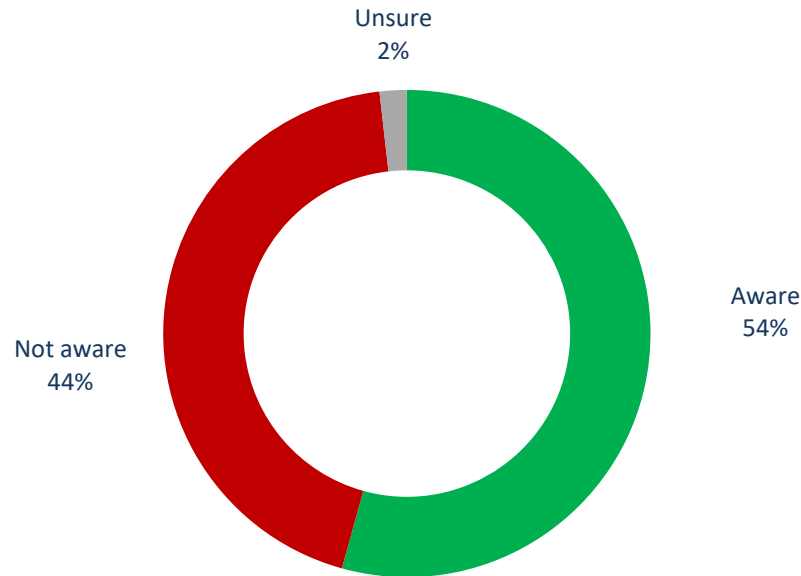
***Note:** Charts may not add up to 100 due to rounding

QUESTION – Do you support, somewhat support, somewhat oppose or oppose medical marijuana dispensaries being allowed to provide a space for their member patients to smoke or vaporize their marijuana medicine on the premises inside at the dispensary?

Medical patients' access to marijuana

Source: Nanos Research, RDD dual frame random telephone survey, June 3rd to June 8th, 2016, n=400 residents of Vancouver, accurate 5.0 percentage points plus or minus, 19 times out of 20.

Net Score
+10.4



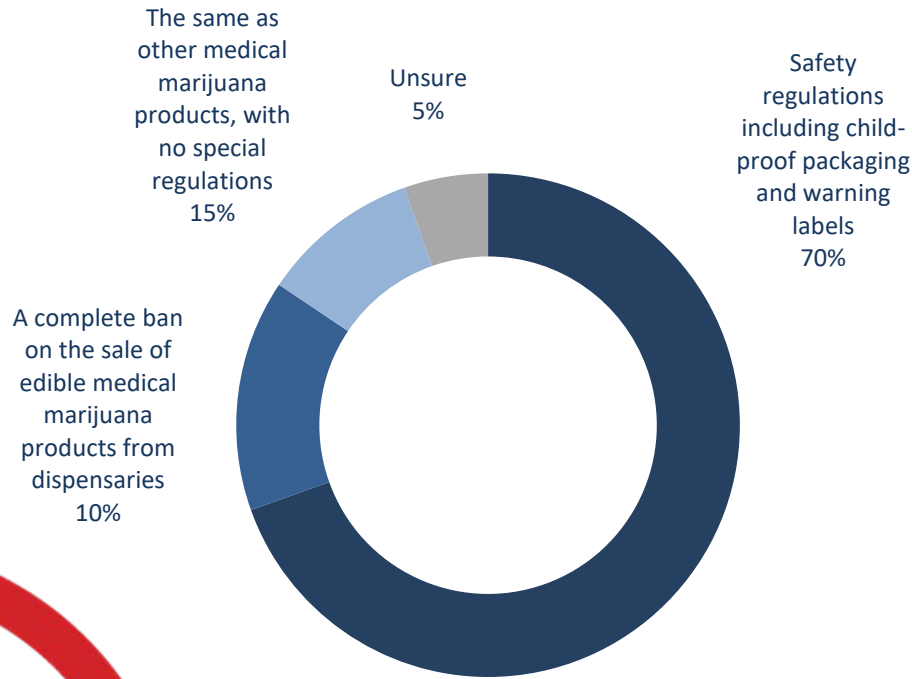
Subgroups	Aware
Male (n=203)	53.3%
Female (n=198)	55.3%
18 to 29 (n=73)	42.4%
30 to 39 (n=50)	59.7%
40 to 49 (n=69)	46.4%
50 to 59 (n=81)	62.9%
60 plus (n=128)	61.7%

***Note: Charts may not add up to 100 due to rounding**

QUESTION – Are you aware or not aware that the Supreme Court recently ruled that medical patients have a right to access marijuana in the form of extracts and edibles?

Regulating licensed marijuana dispensaries in Vancouver

Source: Nanos Research, RDD dual frame random telephone survey, June 3rd to June 8th, 2016, n=400 residents of Vancouver, accurate 5.0 percentage points plus or minus, 19 times out of 20.



Subgroups	Safety regulations including child-proof packaging and warning labels
Male (n=203)	69.4%
Female (n=198)	69.7%
18 to 29 (n=73)	80.6%
30 to 39 (n=50)	77.2%
40 to 49 (n=69)	68.1%
50 to 59 (n=81)	65.4%
60 plus (n=128)	56.2%

*Note: Charts may not add up to 100 due to rounding

QUESTION – When it comes to a licensed dispensary providing edible marijuana products to their members, what do you think is the best way for the City of Vancouver to regulate? [ROTATE]



Methodology

Methodology

Nanos conducted an RDD dual frame (land- and cell-lines) random telephone survey of 400 residents of Vancouver, 18 years of age or older, between June 3rd to June 8th, 2016. Participants were randomly recruited by telephone using live agents and administered a survey. The sample included both land- and cell-lines across Vancouver. The results were statistically checked and weighted by age and gender using the latest Census information and the sample is geographically stratified to be representative of Vancouver.

Individuals were randomly called using random digit dialling with a maximum of five call backs.

The margin of error for a random survey of 400 residents of Vancouver is ± 5.0 percentage points, 19 times out of 20.

The research was commissioned by Sensible Change Society.

Note: Charts may not add up to 100 due to rounding.



About Nanos

Nanos is one of North America's most trusted research and strategy organizations. Our team of professionals is regularly called upon by senior executives to deliver superior intelligence and market advantage whether it be helping to chart a path forward, managing a reputation or brand risk or understanding the trends that drive success. Services range from traditional telephone surveys, through to elite in-depth interviews, online research and focus groups. Nanos clients range from Fortune 500 companies through to leading advocacy groups interested in understanding and shaping the public landscape. Whether it is understanding your brand or reputation, customer needs and satisfaction, engaging employees or testing new ads or products, Nanos provides insight you can trust.



View our brochure

Nik Nanos FMRIA

Chairman, Nanos Research Group
Ottawa (613) 234-4666 ext. 237
Washington DC (202) 697-9924
nnanos@nanosresearch.com

Richard Jenkins

Vice President, Nanos Research
Ottawa (613) 234-4666 ext. 230
rjenkins@nanosresearch.com

Technical Note

Element	Description
Organization who commissioned the research	Sensible Change Society
Final Sample Size	400 Randomly selected individuals.
Margin of Error	±5.0 percentage points, 19 times out of 20.
Mode of Survey	RDD dual frame (land- and cell-lines) random telephone survey.
Sampling Method Base	The sample included both land- and cell-lines RDD (Random Digit Dialed) across Vancouver.
Demographics (Captured)	Vancouver; Men and Women; 18 years and older. Six digit postal code was used to validate geography.
Fieldwork/Validation	Live interviews with live supervision to validate work as per the MRIA Code of Conduct.
Number of Calls	Maximum of five call backs.
Time of Calls	Individuals were called between 12-5:30 pm and 6:30-9:30pm local time for the respondent.
Field Dates	June 3 rd to June 8 th , 2016.
Language of Survey	The survey was conducted in English.

Element	Description
Weighting of Data	The results were weighted by age and gender using the latest Census information (2014). See tables for full weighting disclosure
Screening	Screening ensured potential respondents did not work in the market research industry, in the advertising industry, in the media or a political party prior to administering the survey to ensure the integrity of the data.
Excluded Demographics	Individuals younger than 18 years old; individuals without land or cell lines could not participate.
Stratification	By age and gender using the latest Census information (2014) and the sample is geographically stratified to be representative of Vancouver.
Estimated Response Rate	Twelve percent, consistent with industry norms.
Question Order	Question order in the preceding report reflects the order in which they appeared in the original questionnaire.
Question Content	All questions asked are contained in the report.
Question Wording	The questions in the preceding report are written exactly as they were asked to individuals.
Survey Company	Nanos Research
Contact	Contact Nanos Research for more information or with any concerns or questions. http://www.nanosresearch.com Telephone:(613) 234-4666 ext. Email: info@nanosresearch.com.



Tabulations

Confidential



2016-837 – Sensible Change Society – Medical Marijuana STAT SHEET – Draft

			Gender			Age				
			Vancouver 2016-06	Male	Female	18 to 29	30 to 39	40 to 49	50 to 59	60 plus
Question 1 - Which of the following best describes you in terms of medical marijuana?	Total	Unwgt N	401	203	198	73	50	69	81	128
		Wgt N	401	203	198	90	78	76	65	91
	I do not use medical marijuana and don't know of anyone else who uses it [SKIP TO Q3]	%	54.7	57.2	52.2	43.8	48.6	57.9	59.3	64.8
	I do not use medical marijuana but know of someone else who uses it	%	37.0	33.2	40.9	41.1	45.5	33.4	34.5	30.5
	I use medical marijuana but I don't know of anyone else who uses it	%	.5	.6	.4	1.4	.0	.0	.0	.8
	I use medical marijuana and know others who use it	%	7.8	9.0	6.5	13.7	5.9	8.7	6.2	3.9

Nanos conducted an RDD dual frame (land- and cell- lines) hybrid telephone random survey of 400 residents of Vancouver, 18 years of age or older, between June 3rd and 8th, 2016. The sample included both land- and cell-lines across Canada. The margin of error for a random survey of 400 residents of Vancouver is ±5.0 percentage points, 19 times out of 20.



2016-837 – Sensible Change Society – Medical Marijuana STAT SHEET – Draft

Question 2 - Where do you/that person get your/their medical marijuana? [SELECT AS MANY AS APPLY] *GENDER Crosstabulation

		Gender			
		Male	Female	Total	
Question 2 – [IF THEY USE/KNOW SOMEONE THAT USES MEDICAL MARIJUANA] Where do you/that person get your/their medical marijuana? [SELECT AS MANY AS APPLY]	A dispensary	Count	73	83	156
		% within GENDER	58.1%	64.3%	
	By mail order from a federally licensed producer	Count	12	8	20
		% within GENDER	10.0%	6.0%	
	Grow it myself/themselves	Count	9	5	13
		% within GENDER	6.8%	3.6%	
	Buy it from the underground market	Count	14	14	28
		% within GENDER	11.0%	11.0%	
	Get it from a friend	Count	9	11	20
		% within GENDER	7.4%	8.6%	
	Other	Count	2	3	6
		% within GENDER	1.7%	2.6%	
	Unsure	Count	4	5	9
		% within GENDER	3.4%	4.0%	
	Refuse	Count	2	0	2
		% within GENDER	1.6%	0.0%	
Total		Count	125	129	254

Nanos conducted an RDD dual frame (land- and cell- lines) hybrid telephone random survey of 400 residents of Vancouver, 18 years of age or older, between June 3rd and 8th, 2016. The sample included both land- and cell-lines across Canada. The margin of error for a random survey of 400 residents of Vancouver is ±5.0 percentage points, 19 times out of 20.



2016-837 – Sensible Change Society – Medical Marijuana STAT SHEET – Draft

Question 2 - Where do you/that person get your/their medical marijuana? [SELECT AS MANY AS APPLY] *age Crosstabulation

			Age					
			18 to 29	30 to 39	40 to 49	50 to 59	60 plus	Total
Question 2 - [IF THEY USE/KNOW SOMEONE THAT USES MEDICAL MARIJUANA] Where do you/that person get your/their medical marijuana? [SELECT AS MANY AS APPLY]	A dispensary	Count	46	32	27	22	29	156
		% within age	63.8%	56.7%	60.0%	50.8%	76.9%	
	By mail order from a federally licensed producer	Count	6	4	4	4	1	20
		% within age	8.6%	7.3%	10.0%	9.1%	3.9%	
	Grow it myself/themselves	Count	2	3	1	6	1	13
		% within age	3.5%	5.6%	2.5%	12.8%	1.9%	
	Buy it from the underground market	Count	9	6	4	6	3	28
		% within age	12.2%	11.2%	10.0%	12.8%	7.6%	
	Get it from a friend	Count	7	6	1	5	1	20
		% within age	10.2%	11.2%	2.5%	10.9%	1.9%	
	Other	Count	0	1	3	1	0	6
		% within age	0.0%	2.4%	7.5%	1.8%	0.0%	
	Unsure	Count	0	3	3	1	2	9
		% within age	0.0%	5.6%	7.5%	1.8%	5.7%	
	Refuse	Count	1	0	0	0	1	2
		% within age	1.8%	0.0%	0.0%	0.0%	1.9%	
	Total	Count	72	57	44	44	37	254

Nanos conducted an RDD dual frame (land- and cell- lines) hybrid telephone random survey of 400 residents of Vancouver, 18 years of age or older, between June 3rd and 8th, 2016. The sample included both land- and cell-lines across Canada. The margin of error for a random survey of 400 residents of Vancouver is ±5.0 percentage points, 19 times out of 20.



2016-837 – Sensible Change Society – Medical Marijuana STAT SHEET – Draft

Question 2 - Where do you/that person get your/their medical marijuana? [SELECT AS MANY AS APPLY] *Frequencies

		Responses		
		N	Percent	Percent of Cases
Question 2 - [IF THEY USE/KNOW SOMEONE THAT USES MEDICAL MARIJUANA] Where do you/that person get your/their medical marijuana? [SELECT AS MANY AS APPLY]	A dispensary	156	61.2%	85.7%
	By mail order from a federally licensed producer	20	7.9%	11.1%
	Grow it myself/themselves	13	5.2%	7.2%
	Buy it from the underground market	28	11.0%	15.4%
	Get it from a friend	20	8.0%	11.2%
	Other	6	2.2%	3.0%
	Unsure	9	3.7%	5.2%
	Refuse	2	0.8%	1.1%
Total		254	100.0%	140.0%

Nanos conducted an RDD dual frame (land- and cell- lines) hybrid telephone random survey of 400 residents of Vancouver, 18 years of age or older, between June 3rd and 8th, 2016. The sample included both land- and cell-lines across Canada. The margin of error for a random survey of 400 residents of Vancouver is ±5.0 percentage points, 19 times out of 20.



2016-837 – Sensible Change Society – Medical Marijuana STAT SHEET – Draft

			Gender			Age				
			Vancouver 2016-06	Male	Female	18 to 29	30 to 39	40 to 49	50 to 59	60 plus
Question 3- When it comes to the risk of harm to the individual from medical marijuana and alcohol, do you think that medical marijuana is safer than alcohol, somewhat safer than alcohol, is just as safe as alcohol, somewhat less safe than alcohol, or less safe than alcohol?	Total	Unwgt N	401	203	198	73	50	69	81	128
		Wgt N	401	203	198	90	78	76	65	91
	Medical marijuana is much safer than alcohol	%	23.9	24.4	23.3	33.0	18.7	29.0	21.0	17.2
	Medical marijuana is somewhat safer than alcohol	%	14.9	14.1	15.7	15.0	17.6	7.3	17.3	17.2
	Medical marijuana is just as safe as alcohol	%	25.9	23.3	28.6	20.3	33.9	31.9	17.3	25.7
	Medical marijuana is somewhat less safe than alcohol	%	5.4	5.6	5.3	2.6	.0	8.7	8.7	7.8
	Medical marijuana is much less safe than alcohol	%	9.4	11.7	7.1	8.4	8.2	10.2	13.6	7.9
	Unsure	%	20.5	20.9	20.0	20.6	21.7	13.0	22.1	24.2

Nanos conducted an RDD dual frame (land- and cell- lines) hybrid telephone random survey of 400 residents of Vancouver, 18 years of age or older, between June 3rd and 8th, 2016. The sample included both land- and cell-lines across Canada. The margin of error for a random survey of 400 residents of Vancouver is ±5.0 percentage points, 19 times out of 20.



2016-837 – Sensible Change Society – Medical Marijuana STAT SHEET – Draft

			Gender			Age				
			Vancouver 2016-06	Male	Female	18 to 29	30 to 39	40 to 49	50 to 59	60 plus
Question 4- Which of the following best reflects your view of where a medical marijuana dispensary should only be located relative to a school or community centre?	Total	Unwgt N	401	203	198	73	50	69	81	128
		Wgt N	401	203	198	90	78	76	65	91
	Should be allowed anywhere	%	7.2	7.3	7.2	9.6	12.3	4.4	3.7	5.5
	Should be allowed closer to schools or community centres than a liquor store	%	1.0	1.3	.6	2.7	1.8	.0	.0	.0
	Should be allowed the same distance from schools or community centre as a liquor store	%	52.2	56.3	48.1	52.2	50.9	59.4	53.1	46.9
	Should be allowed further away from a school or community centre than a liquor store	%	22.5	16.7	28.4	20.1	23.3	18.8	20.9	28.1
	Should not be allowed anywhere	%	13.9	15.1	12.6	9.8	9.9	17.4	21.0	13.3
	Unsure	%	3.2	3.3	3.1	5.6	1.8	.0	1.2	6.2

Nanos conducted an RDD dual frame (land- and cell- lines) hybrid telephone random survey of 400 residents of Vancouver, 18 years of age or older, between June 3rd and 8th, 2016. The sample included both land- and cell-lines across Canada. The margin of error for a random survey of 400 residents of Vancouver is ±5.0 percentage points, 19 times out of 20.



2016-837 – Sensible Change Society – Medical Marijuana STAT SHEET – Draft

			Gender			Age				
			Vancouver 2016-06	Male	Female	18 to 29	30 to 39	40 to 49	50 to 59	60 plus
Question 5 - Should the cost for an annual business license for a medical marijuana dispensary in Vancouver be higher than a liquor store license, slightly higher than that of a liquor store license, the exact same as a liquor store license, slightly lower than the cost of a liquor store license or lower than a liquor store license?	Total	Unwgt N	401	203	198	73	50	69	81	128
		Wgt N	401	203	198	90	78	76	65	91
	Much higher than a liquor store license	%	14.2	17.1	11.3	12.3	5.9	14.5	24.7	15.7
	Slightly higher than a liquor store license	%	5.1	5.2	4.9	5.4	3.5	5.8	5.0	5.5
	The same as a liquor store license	%	49.8	51.7	47.8	48.1	53.9	56.5	44.4	46.1
	Slightly lower than a liquor store license	%	6.9	7.4	6.5	13.7	4.6	5.8	3.7	5.5
	Much lower than a liquor store license	%	8.5	5.2	11.8	9.4	9.3	4.4	7.4	10.9
	Not sure	%	15.5	13.5	17.7	11.1	22.8	13.0	14.8	16.4

Nanos conducted an RDD dual frame (land- and cell- lines) hybrid telephone random survey of 400 residents of Vancouver, 18 years of age or older, between June 3rd and 8th, 2016. The sample included both land- and cell- lines across Canada. The margin of error for a random survey of 400 residents of Vancouver is ±5.0 percentage points, 19 times out of 20.



2016-837 – Sensible Change Society – Medical Marijuana STAT SHEET – Draft

			Gender			Age				
			Vancouver 2016-06	Male	Female	18 to 29	30 to 39	40 to 49	50 to 59	60 plus
Question 6 - Are you concerned, somewhat concerned, somewhat unconcerned or unconcerned about medical marijuana users smoking marijuana in public places?	Total	Unwgt N	401	203	198	73	50	69	81	128
		Wgt N	401	203	198	90	78	76	65	91
	Concerned	%	40.8	41.1	40.5	23.2	37.5	47.8	48.2	50.0
	Somewhat concerned	%	24.2	21.7	26.9	31.4	21.7	23.2	19.7	23.4
	Somewhat unconcerned	%	6.5	6.4	6.7	6.7	8.2	7.2	6.2	4.7
	Unconcerned	%	25.3	27.3	23.3	30.3	30.4	21.7	24.7	19.6
	Unsure	%	3.1	3.5	2.6	8.4	2.3	.0	1.2	2.3

			Gender			Age				
			Vancouver 2016-06	Male	Female	18 to 29	30 to 39	40 to 49	50 to 59	60 plus
Question 7 - Do you support, somewhat support, somewhat oppose or oppose medical marijuana dispensaries being allowed to provide a space for their member patients to smoke or vaporize their marijuana medicine on the premises inside at the dispensary	Total	Unwgt N	401	203	198	73	50	69	81	128
		Wgt N	401	203	198	90	78	76	65	91
	Support	%	55.6	55.9	55.3	60.7	54.9	56.5	51.8	53.1
	Somewhat support	%	15.3	12.7	18.0	20.2	14.6	15.9	14.8	11.0
	Somewhat oppose	%	5.2	5.2	5.2	6.6	7.6	5.8	5.0	1.6
	Oppose	%	16.8	18.4	15.1	6.8	17.0	15.9	18.6	25.8
	Unsure	%	7.1	7.8	6.3	5.7	5.9	5.8	9.9	8.6

Nanos conducted an RDD dual frame (land- and cell- lines) hybrid telephone random survey of 400 residents of Vancouver, 18 years of age or older, between June 3rd and 8th, 2016. The sample included both land- and cell-lines across Canada. The margin of error for a random survey of 400 residents of Vancouver is ±5.0 percentage points, 19 times out of 20.



2016-837 – Sensible Change Society – Medical Marijuana STAT SHEET – Draft

			Gender			Age				
			Vancouver 2016-06	Male	Female	18 to 29	30 to 39	40 to 49	50 to 59	60 plus
Question 8 - Are you aware or not aware that the Supreme Court recently ruled that medical patients have a right to access marijuana in the form of extracts and edibles?	Total	Unwgt N	401	203	198	73	50	69	81	128
		Wgt N	401	203	198	90	78	76	65	91
	Aware	%	54.3	53.3	55.3	42.4	59.7	46.4	62.9	61.7
	Not aware	%	43.9	45.3	42.5	56.2	36.2	53.6	35.8	36.0
	Unsure	%	1.8	1.4	2.2	1.3	4.1	.0	1.2	2.3

			Gender			Age				
			Vancouver 2016-06	Male	Female	18 to 29	30 to 39	40 to 49	50 to 59	60 plus
Question 9 - When it comes to a licensed dispensary providing edible marijuana products to their members, what do you think is the best way for the City of Vancouver to regulate? [ROTATE]	Total	Unwgt N	401	203	198	73	50	69	81	128
		Wgt N	401	203	198	90	78	76	65	91
	A complete ban on the sale of edible medical marijuana products from dispensaries	%	10.2	9.5	10.9	4.2	8.2	11.6	14.8	13.3
	Safety regulations including child-proof packaging and warning labels	%	69.6	69.4	69.7	80.6	77.2	68.1	65.4	56.2
	The same as other medical marijuana products, with no special regulations	%	14.9	17.2	12.5	8.4	10.5	17.4	18.5	20.4
	Unsure	%	5.4	3.9	6.9	6.8	4.1	2.9	1.2	10.1

Nanos conducted an RDD dual frame (land- and cell- lines) hybrid telephone random survey of 400 residents of Vancouver, 18 years of age or older, between June 3rd and 8th, 2016. The sample included both land- and cell-lines across Canada. The margin of error for a random survey of 400 residents of Vancouver is ±5.0 percentage points, 19 times out of 20.