

Bloomberg Nanos Canadian Confidence Index (BNCCI)

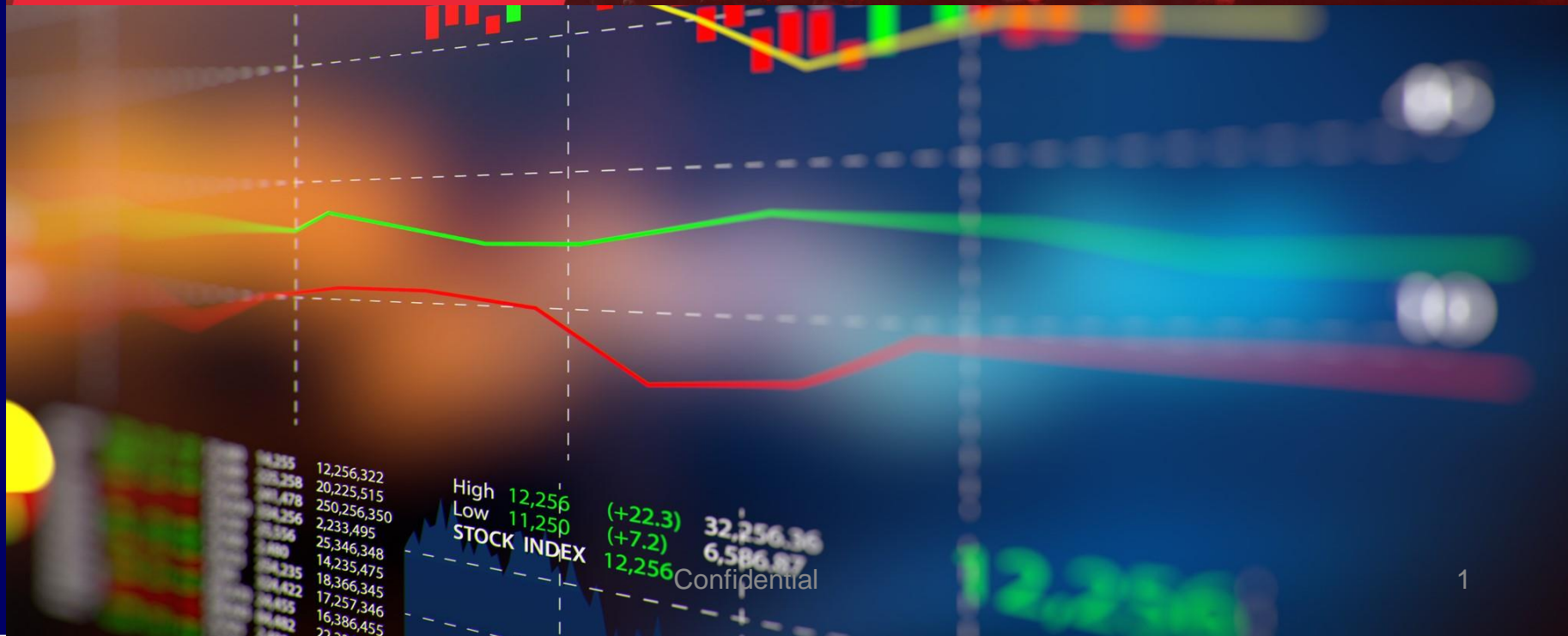
submitted by Nanos, June 6th, 2014 (Project 2013-284)

CANADA INDEX

Your weekly look
at Canada's
Economic Mood

Bloomberg

 NANOS



CANADA INDEX

Your weekly look
at Canada's
Economic Mood

Bloomberg

 NANOS

Consumer confidence in energy-rich Prairie provinces slides three points in one week and requires monitoring (June 6th, 2014)

For the eighth week in succession, Canadian consumer confidence remains positive in the Bloomberg Nanos Canadian Confidence index hovering around 60 points on the 100 point diffusion scale.

The BNCCI, a composite of a weekly measure of financial health and economic expectations, registered at 59.54 compared with last week's 60.04. The Bloomberg Nanos Pocketbook Index is based on survey responses to questions on personal finances and job security. This sub-index was at 60.41 this week compared to 60.36 the previous week. The Bloomberg Nanos Expectations Index, based on surveys for the outlook for the economy and real estate prices, was at 58.67 this week (compared to 59.72 last week).

The average for the BNCCI since 2008 has been 56.87, with a low of 43.28 in December 2008 and a high of 62.92 in December 2009. The index has averaged 58.64 this year.

"Although the overall index remained relatively stable there was a noticeable one week three point slide in confidence in the energy-rich Prairie provinces," said Nanos Research Group Chairman Nik Nanos. "This will have to be monitored to see if a possible new trend is emerging.

"Canadian consumer sentiment has remained essentially unchanged over the past two months, reflecting growth dynamics that point towards continued slow growth," said Joseph Brusuelas, Sr. Economist Bloomberg, LP.

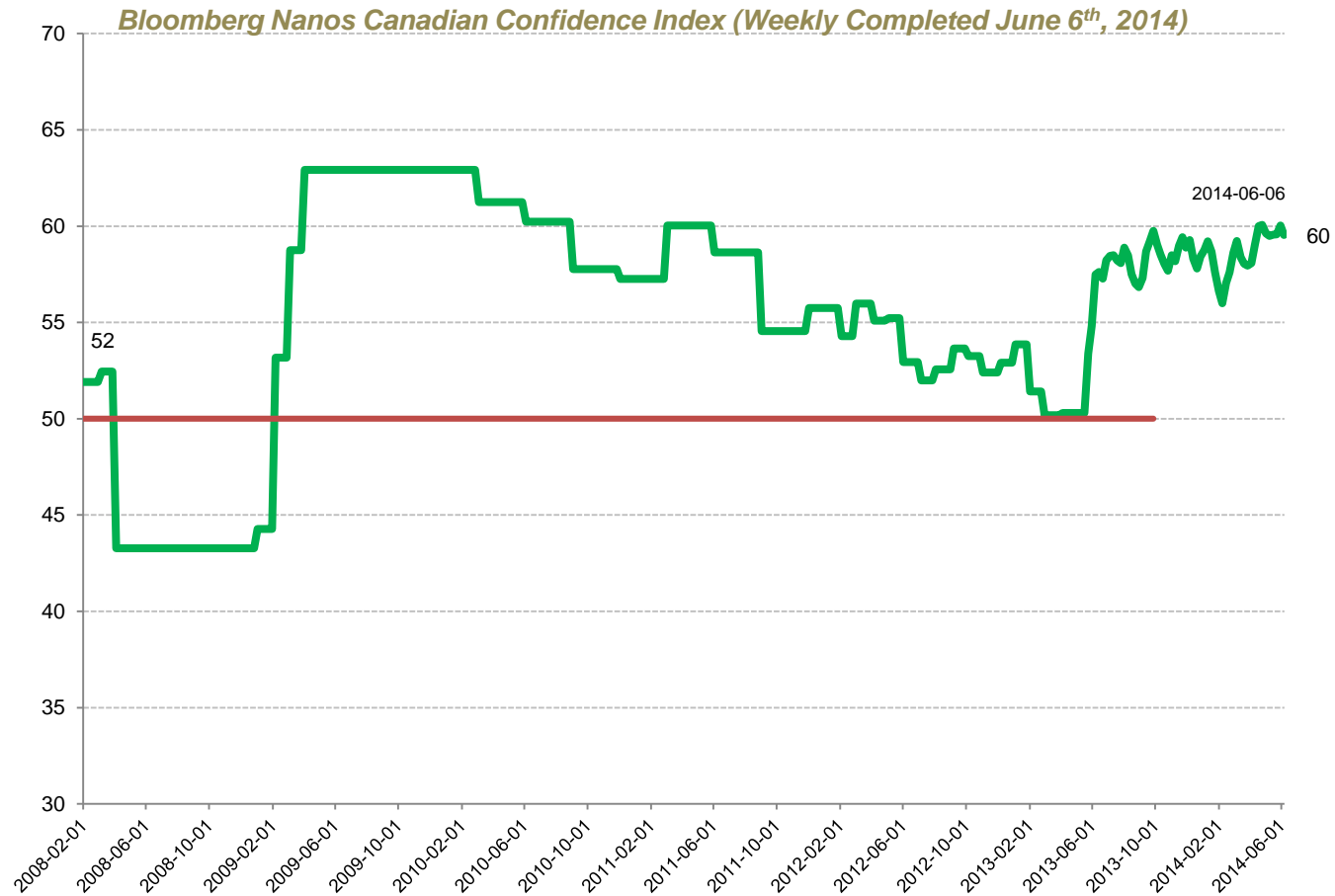
CANADA INDEX

Your weekly look
at Canada's
Economic Mood

Bloomberg



The BNCCI is a diffusion index comprised of the views of 1,000 Canadians. A score of 50 on the diffusion index indicates that positive and negative views are a wash while scores above or below 50 suggest net positive or net negative views in terms of the economic mood of Canadians. The data is based on perceptions related to personal finances, job security, economic strength, and real estate value.



CANADA INDEX

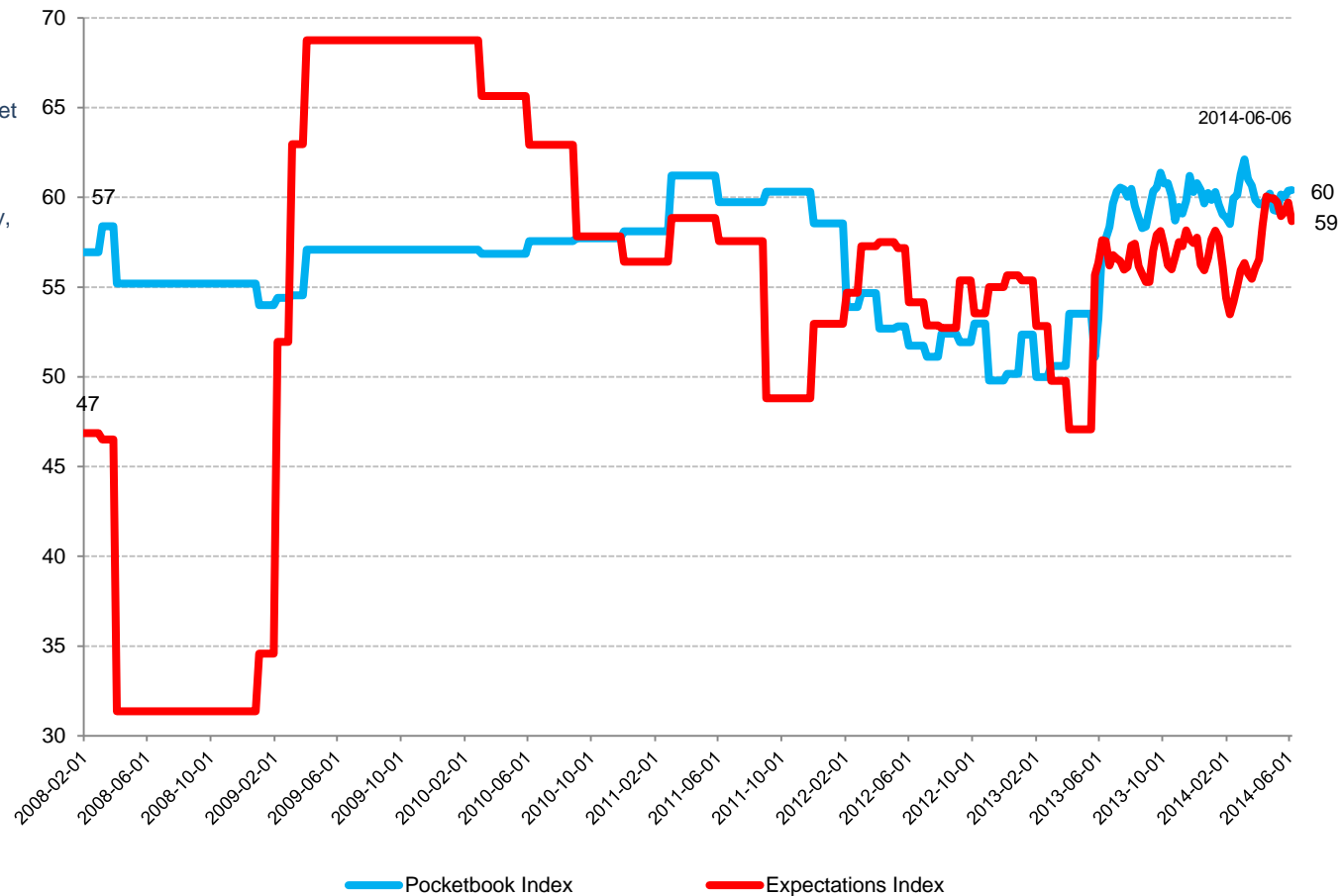
Your weekly look
at Canada's
Economic Mood

Bloomberg



The BNCCI Pocketbook and Expectations Sub-Indices are comprised of the views of 1,000 Canadians. A score of 50 on the diffusion index indicates that positive and negative views are a wash while scores above or below 50 suggest net positive or net negative views in terms of the economic mood of Canadians. The data for the Pocketbook Index is based on perceptions related to personal finances and job security, and the data for the Expectations Index is based on perceptions related to economic strength and real estate value.

Bloomberg Nanos Canadian Pocketbook and Expectations Indices (Weekly Completed June 6th, 2014)



CANADA INDEX

Your weekly look
at Canada's
Economic Mood

Bloomberg

 NANOS

*Bloomberg Nanos
Canadian Consumer
Confidence Index
Data Summary for
June 6th, 2014*

	BNCCI	
This week	59.54	
Last week	60.04	
2014 high	60.07	April 25
2014 low	56.00	Feb 07
2014 average	58.64	
2008 average	49.21	Worst full year
2010 average	59.13	Best full year
Dec 31, 2008	43.28	Record low
Dec 31, 2009	62.92	Record high
Overall index average	56.87	

Individual Measures:

	This week	Last week	Average 2014	Average 2008-2014	
Positive ratings					
Personal finances	20.87	21.28	19.97	19.49	
Canadian economy	21.24	22.15	21.54	22.96	
Job security	69.79	67.84	66.15	64.63	
Real estate	41.77	41.82	39.03	35.80	
Full Ratings	Better off	Worse off	No change	Don't know	
Personal finances	20.87	25.70	52.22	1.21	
Canadian Economy	Stronger	Weaker	No change	Don't know	
	21.24	19.35	51.55	7.86	
Job security	Secure	Somewhat secure	Somewhat not secure	Not secure	Don't know
	47.79	22.00	4.47	6.83	18.90
Real estate	Increase	Stay the same	Decrease	Don't know	
	41.77	46.07	8.98	3.18	

CANADA INDEX

Your weekly look
at Canada's
Economic Mood

Bloomberg

 NANOS

		This Week	Last Week	4 Weeks Ago	3 Months Ago	1 Year Ago (June)	12 Month High	12 Month Low	12 Month Average
Bloomberg Nanos Canadian Consumer Confidence Index Data Summary for June 6th, 2014	Canada								
	Economic Mood	59.54	60.04	59.49	59.23	57.50	60.07	56.00	58.44
	Pocketbook Index	60.41	60.36	59.24	62.11	57.38	62.11	57.38	59.87
	Expectations Index	58.67	59.72	59.73	56.35	57.61	60.05	53.48	57.02
	Economic Mood by Demographic								
	Region								
	Atlantic	53.66	52.57	52.15	54.39	54.05	58.15	49.67	53.56
	Quebec	58.15	56.68	55.47	59.15	56.36	59.15	53.59	56.30
	Ontario	59.55	59.45	59.72	59.21	59.80	61.14	54.50	58.66
	Prairies	63.90	66.80	66.91	61.69	57.09	67.84	57.09	63.72
British Columbia	59.93	62.71	60.64	59.34	57.62	62.71	53.90	57.79	
Age									
18 to 29	64.96	66.08	62.42	65.78	58.61	66.08	57.68	61.85	
30 to 39	58.11	61.01	62.29	60.05	60.89	67.32	57.18	61.01	
40 to 49	59.25	59.19	60.15	59.09	57.19	61.79	55.66	57.92	
50 to 59	58.93	57.99	56.17	54.48	57.29	58.93	51.93	55.99	
60 plus	56.61	56.43	56.88	56.67	54.59	57.54	53.82	55.98	
Income									
\$0 to \$14,999	52.19	52.46	46.16	57.19	50.15	57.19	40.92	48.68	
\$15,000 to \$29,999	51.89	53.73	54.21	53.88	54.58	57.75	45.72	53.13	
\$30,000 to \$44,999	52.75	55.18	55.66	51.76	56.41	59.23	51.24	55.36	
\$45,000 to \$59,999	58.97	58.71	57.30	58.96	55.57	60.30	52.18	57.17	
\$60,000 to \$74,999	60.77	61.82	62.38	61.58	55.94	63.21	52.92	59.10	
\$75,000 or more	63.72	64.27	63.56	64.13	61.90	64.68	60.41	62.60	
Home									
Own	59.64	59.92	59.38	58.35	57.88	60.12	56.62	58.49	
Rent	57.91	58.68	58.89	61.98	56.79	61.98	53.88	58.27	

CANADA INDEX

Your weekly look
at Canada's
Economic Mood

Bloomberg

n NANOS

About the Bloomberg Nanos Canadian Confidence Index

The Bloomberg Nanos Canadian Confidence Index (BNCCI) is a weekly measurement of the economic mood of Canadians on the strength of the economy, job security, real estate in their neighbourhood, and their personal financial situation. It is a composite of those variables and has two sub indices: a Bloomberg Nanos Expectations Sub-index on forward views; and, Bloomberg Nanos Pocketbook Index on their personal economic situation. The longitudinal data on the index begins in 2008 and is a significant data source for decision-makers.

For more information, visit www.bloomberg.com/news/canada or www.nanosresearch.com

For interviews contact: **Nik Nanos** FMRIA
Chairman, Nanos Research Group
Ottawa (613) 234-4666 ext. 237
Washington DC (202) 697-9924
nnanos@nanosresearch.com

Joseph Brusuelas
Senior Economist, Bloomberg LP
New York
1 (212) 617-7664
jbrusuelas3@bloomberg.net



Methodology

Methodology

The BNCCI is produced by the Nanos Research Corporation, headquartered in Canada, which operates in Canada and the United States. The data is based on random telephone interviews with 1,000 Canadian consumers (land- and cell-lines), using a four week rolling average of 250 respondents each week, 18 years of age and over. The random sample of 1,000 respondents may be weighted using the latest census information for Canada. The interviews are compiled into a four week rolling average of 1,000 interviews where each week, the oldest group of 250 interviews is dropped and a new group of 250 interviews is added. The views of 1,000 respondents are compiled into a diffusion index from 0 to 100. A score of 50 on the diffusion index indicates that positive and negative views are a wash while scores above 50 suggest net positive views, while those below 50 suggest net negative views in terms of the economic mood of Canadians.

A random telephone survey of 1,000 consumers in Canada is accurate 3.1 percentage points, plus or minus, 19 times out of 20. This report is based on the four waves of tracking ending June 6th, 2014.

The following questions are used for the index calculations:

- Thinking of your personal finances, are you better off, worse off, or has there been no change over the past year? (Overall Confidence Index and Pocketbook Sub-Index)
- Would you describe your job, at this time, as secure, somewhat secure, somewhat not secure, or not at all secure? (Overall Confidence Index and Pocketbook Sub-Index)
- In the next six months, do you think the Canadian economy will become stronger, weaker, or will there be no change? (Overall Confidence Index and Expectations Sub-Index)
- In the next six months, do you believe that the value of real estate in your neighbourhood will increase, stay the same or decrease? (Overall Confidence Index and Expectations Sub-Index)

About Bloomberg

Bloomberg, the global business and financial information and news leader, gives influential decision makers a critical edge by connecting them to a dynamic network of information, people and ideas. The company's strength – delivering data, news and analytics through innovative technology, quickly and accurately – is at the core of the Bloomberg Professional service, which provides real time financial information to more than 310,000 subscribers globally. Bloomberg's enterprise solutions build on the company's core strength, leveraging technology to allow customers to access, integrate, distribute and manage data and information across organizations more efficiently and effectively. Through Bloomberg Law, Bloomberg Government, Bloomberg New Energy Finance and Bloomberg BNA, the company provides data, news and analytics to decision makers in industries beyond finance. And Bloomberg News, delivered through the Bloomberg Professional service, television, radio, mobile, the Internet and two magazines, Bloomberg Businessweek and Bloomberg Markets, covers the world with more than 2,300 news and multimedia professionals at 146 bureaus in 72 countries. Headquartered in New York, Bloomberg employs more than 15,000 people in 192 locations around the world.

About Nanos

Nanos is one of North America's most trusted research and strategy organizations. Our team of professionals is regularly called upon by senior executives to deliver superior intelligence and market advantage whether it be helping to chart a path forward, managing a reputation or brand risk or understanding the trends that drive success. Services range from traditional telephone surveys, through to elite in-depth interviews, online research and focus groups. Nanos clients range from Fortune 500 companies through to leading advocacy groups interested in understanding and shaping the public landscape. Whether it is understanding your brand or reputation, customer needs and satisfaction, engaging employees or testing new ads or products, Nanos provides insight you can trust.



View our brochure