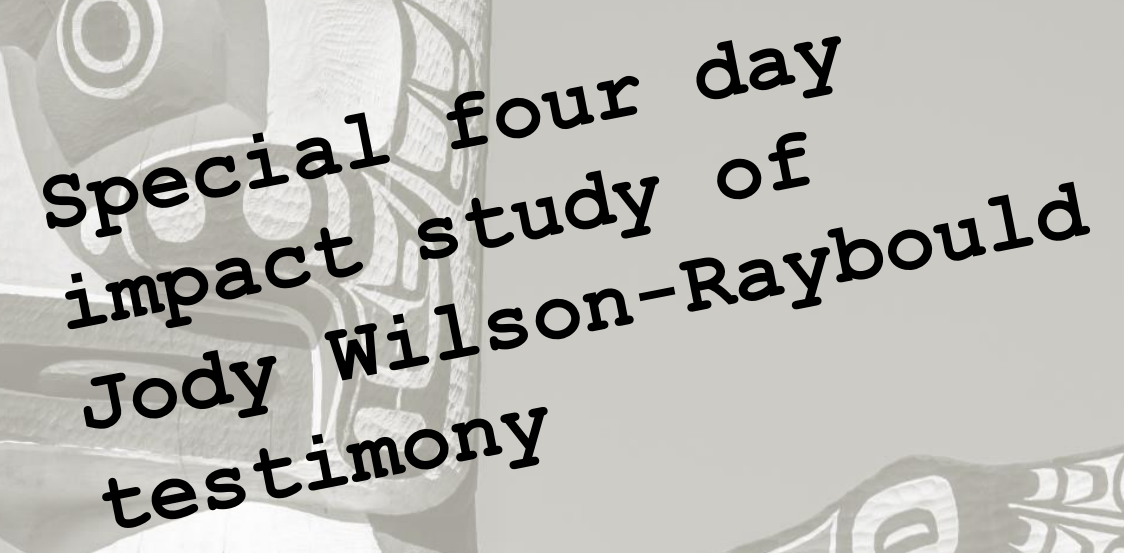


Positive perceptions of relations between federal government and Indigenous communities marginally decline in wake of Jody Wilson-Raybould testimony

National survey released March, 2019

Project 2019-1385B



Special four day
impact study of
Jody Wilson-Raybould
testimony

THE GLOBE AND MAIL 



NANOS SURVEY



Canadians are marginally less likely to report a positive perception of federal relations with Indigenous communities since the testimony of Wilson-Raybould

The following research was conducted in two waves, one wave was completed on the Monday prior to the testimony of Former Minister of Justice and Attorney General of Canada Jody Wilson-Raybould with regards to SNC Lavalin, and the second wave was completed on the Friday following the testimony. Following the testimony, Canadians are marginally less likely to report positive perceptions of federal government relations with Indigenous communities. Canadians are more likely to say that relations between the federal government and Indigenous communities have improved rather than become worse under Prime Minister Justin Trudeau. However, residents of the Prairies are divided on whether federal government relations with Indigenous communities have improved or become worse.

- **Canadians are marginally less likely to report a positive perception of federal relations with Indigenous communities since the testimony of Wilson-Raybould** – Less than one in three Canadians say that relations between the federal government and Indigenous communities have improved under Prime Minister Justin Trudeau (28%, 31% in the previous wave), while more than two in ten say they have become worse (21%, 18% in the previous wave). More than four in ten Canadians say federal government relations with Indigenous communities have stayed the same (43% in both waves). Eight per cent are unsure.
- **Prairie residents are split on whether federal government relations with Indigenous communities have improved or become worse since the election** – In the most recent wave, 23 per cent of Prairie residents say that relations between the federal government and Indigenous communities have improved under Prime Minister Justin Trudeau (27% in previous wave), while 26 percent say they have become worse (23% in previous wave). Factoring in the margin of error, residents of the Prairies are divided on whether federal government relations have improved or become worse, while in other regions respondents more frequently say they have improved rather than become worse.



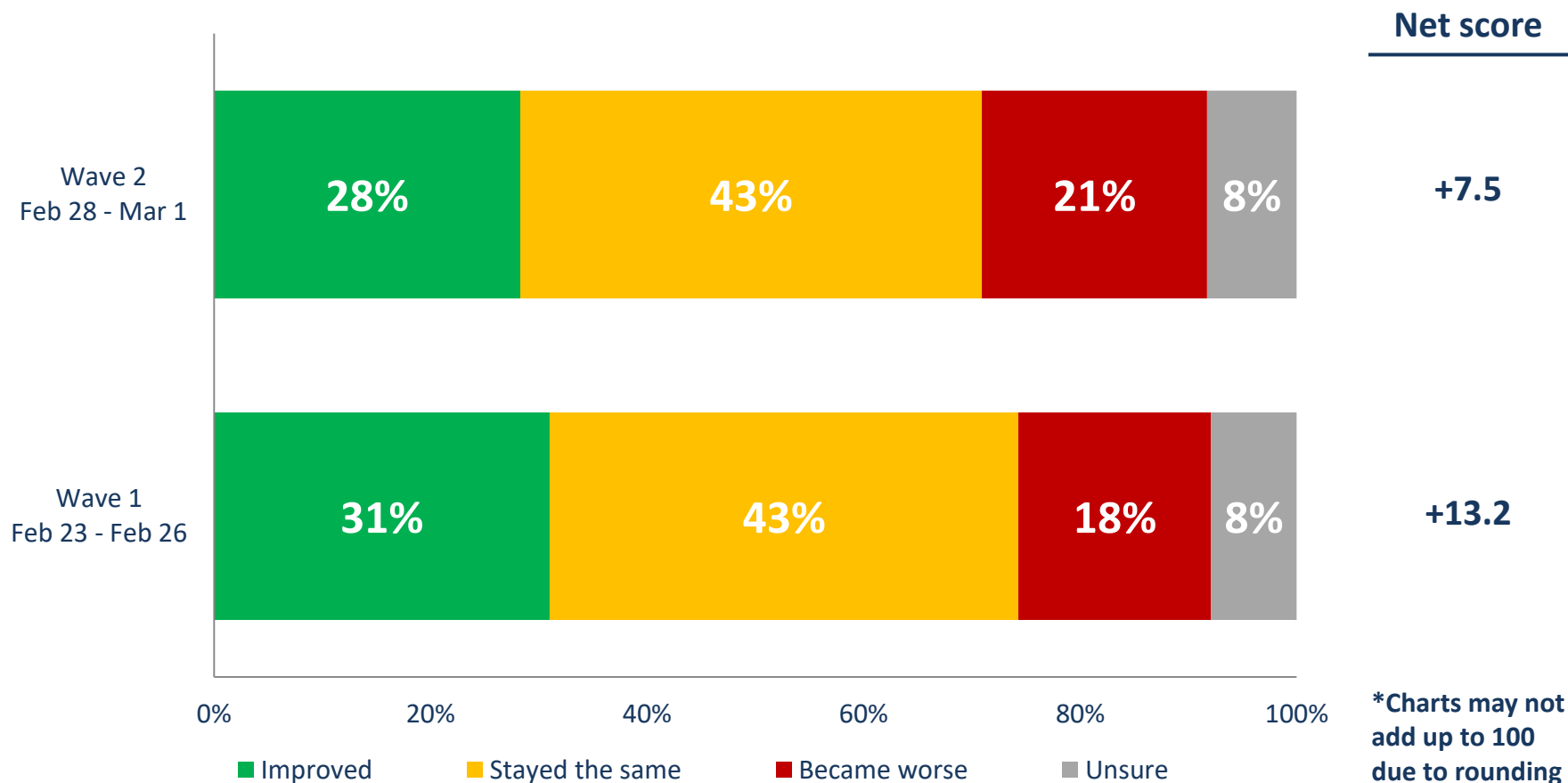
Prairie residents are split on whether federal government relations with Indigenous communities have improved or become worse since the election

Nanos conducted an RDD dual frame (land- and cell-lines) hybrid telephone and online random survey of 1,000 Canadians, 18 years of age or older, between February 23rd and 26th, 2019 as part of an omnibus survey, and a second RDD dual frame (land- and cell-lines) hybrid telephone and online random survey of 750 Canadians, 18 years of age or older, between February 28th and March 1st, 2019. The margin of error for a random survey of 1,000 Canadians is ± 3.1 percentage points, 19 times out of 20, and the margin of error for a random survey of 750 Canadians is ± 3.6 percentage points, 19 times out of 20.

Readers should note that the sample for the second wave of research was drawn from the same 1,000 participants of the first wave to allow for a direct comparability on the impact of the testimony.

This study was commissioned by the Globe and Mail and the research was conducted by Nanos Research.

Federal government relations with Indigenous communities

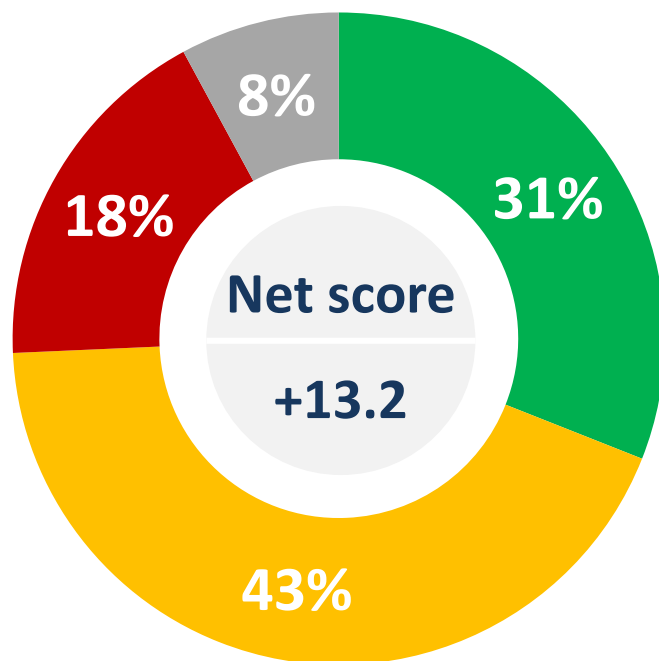


QUESTION – Do you think that relations between the federal government and Indigenous communities has improved, stayed the same or become worse under Prime Minister Justin Trudeau?

Source: Nanos Research, RDD dual frame hybrid telephone and online random survey, February 23rd to 26th, 2019, n=1000, accurate 3.1 percentage points plus or minus, 19 times out of 20.

Source: Nanos Research, RDD dual frame hybrid telephone and online random survey, February 28th to March 1st, 2019, n=750, accurate 3.6 percentage points plus or minus, 19 times out of 20.

Federal government relations with Indigenous communities – Wave 1



■ Improved ■ Stayed the same ■ Became worse ■ Unsure

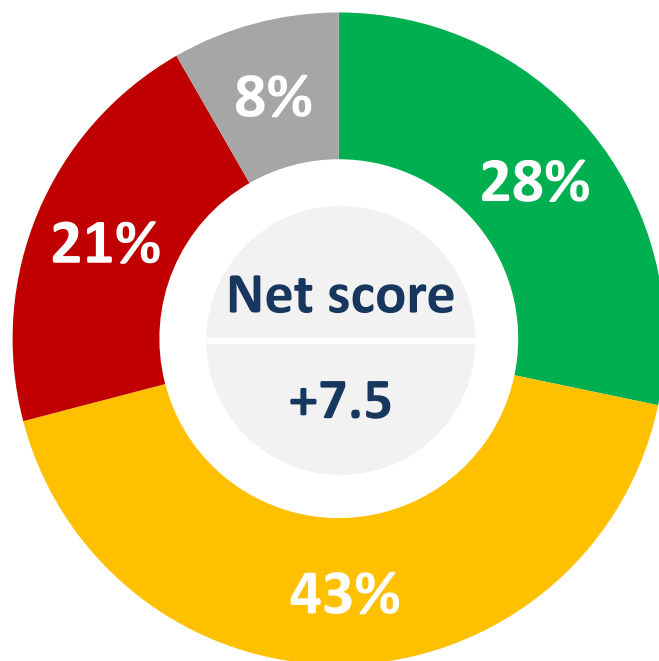
	Improved	The same	Became worse
Atlantic (n=100)	37.5%	37.0%	15.0%
Quebec (n=250)	27.1%	55.3%	11.2%
Ontario (n=300)	34.8%	38.9%	19.1%
Prairies (n=200)	27.0%	38.9%	22.9%
British Columbia (n=150)	31.0%	42.2%	21.2%
Male (n=517)	28.7%	42.8%	20.9%
Female (n=483)	33.2%	43.7%	14.8%
18 to 34 (n=257)	26.7%	51.3%	14.8%
35 to 54 (n=446)	30.6%	42.7%	18.5%
55 plus (n=297)	34.4%	38.2%	19.2%

*Weighted to the true population proportion.

*Charts may not add up to 100 due to rounding.

QUESTION – Do you think that relations between the federal government and Indigenous communities has improved, stayed the same or become worse under Prime Minister Justin Trudeau?

Federal government relations with Indigenous communities – Wave 2



■ Improved ■ Stayed the same ■ Became worse ■ Unsure

	Improved	The same	Became worse
Atlantic (n=79)	34.1%	38.7%	18.6%
Quebec (n=174)	25.5%	53.5%	15.0%
Ontario (n=236)	30.8%	39.2%	22.8%
Prairies (n=149)	23.2%	39.7%	25.7%
British Columbia (n=112)	30.8%	38.2%	21.0%
Male (n=398)	26.0%	42.5%	24.0%
Female (n=352)	30.5%	42.8%	17.6%
18 to 34 (n=195)	23.1%	46.2%	20.2%
35 to 54 (n=335)	26.3%	48.6%	20.4%
55 plus (n=220)	33.7%	35.0%	21.4%

*Weighted to the true population proportion.

*Charts may not add up to 100 due to rounding.

QUESTION – Do you think that relations between the federal government and Indigenous communities has improved, stayed the same or become worse under Prime Minister Justin Trudeau?



Nanos conducted an RDD dual frame (land- and cell-lines) hybrid telephone and online random survey of 1,000 Canadians, 18 years of age or older, between February 23rd and 26th, 2019 as part of an omnibus survey, and a second RDD dual frame (land- and cell-lines) hybrid telephone and online random survey of 750 Canadians, 18 years of age or older, between February 28th and March 1st, 2019. The margin of error for a random survey of 1,000 Canadians is ± 3.1 percentage points, 19 times out of 20, and the margin of error for a random survey of 750 Canadians is ± 3.6 percentage points, 19 times out of 20.

Readers should note that the sample for the second wave of research was drawn from the same 1,000 participants of the first wave to allow for a direct comparability on the impact of the testimony.

This study was commissioned by the Globe and Mail and the research was conducted by Nanos Research.

Note: Charts may not add up to 100 due to rounding.

Element	Description
Organization who commissioned the research	Globe and Mail
Final Sample Size	Wave 1: 1,000 Randomly selected individuals. Wave 2: 750 Randomly selected individuals.
Margin of Error	Wave 1: ± 3.1 percentage points, 19 times out of 20. Wave 2: ± 3.6 percentage points, 19 times out of 20.
Mode of Survey	RDD dual frame (land- and cell-lines) hybrid telephone and online omnibus survey
Sampling Method Base	The sample included both land- and cell-lines RDD (Random Digit Dialed) across Canada.
Demographics (Captured)	Atlantic Canada, Quebec, Ontario, Prairies, British Columbia; Men and Women; 18 years and older. Six digit postal code was used to validate geography.
Demographics (Other)	Age, gender, education, income
Fieldwork/Validation	Live interviews with live supervision to validate work.
Number of Calls/	Maximum of five call backs.
Time of Calls	Individuals were called between 12-5:30 pm and 6:30-9:30pm local time for the respondent.
Field Dates	Wave 1: February 23 rd to 26 th , 2019 Wave 2: February 28 th to March 1 st , 2019
Language of Survey	The survey was conducted in both English and French.
Standards	This report meets the standards set forth by ESOMAR and AAPOR.

Element	Description
Weighting of Data	The results were weighted by age and gender using the latest Census information (2016) and the sample is geographically stratified to ensure a distribution across all regions of Canada. See tables for full weighting disclosure
Screening	Screening ensured potential respondents did not work in the market research industry, in the advertising industry, in the media or a political party prior to administering the survey to ensure the integrity of the data.
Excluded Demographics	Individuals younger than 18 years old; individuals without land or cell line could not participate.
Stratification	By age and gender using the latest Census information (2016) and the sample is geographically stratified to be representative of Canada. Smaller areas such as Atlantic Canada were marginally oversampled to allow for a minimum regional sample.
Estimated Response Rate	Wave 1: Nine percent, consistent with industry norms. Wave 2: 75 percent, consistent with industry norms.
Question Order	Question order in the preceding report reflects the order in which they appeared in the original questionnaire.
Question Content	Wave 1 was module two of an omnibus survey. Module one was about ethics in federal politics. All questions asked in Wave 2 are contained in the report. This is part two of a three-part report. Part one was about the likeability of federal party leaders and part three was about the SNC-Lavalin controversy.
Question Wording	The questions in the preceding report are written exactly as they were asked to individuals.
Survey Company	Nanos Research
Contact	Contact Nanos Research for more information or with any concerns or questions. http://www.nanos.co Telephone: (613) 234-4666 ext. 237 Email: info@nanosresearch.com .



As one of North America's premier market and public opinion research firms, we put strategic intelligence into the hands of decision makers. The majority of our work is for private sector and public facing organizations and ranges from market studies, managing reputation through to leveraging data intelligence. Nanos Research offers a vertically integrated full service quantitative and qualitative research practice to attain the highest standards and the greatest control over the research process.

www.nanos.co



A public relations consultancy for executives and organizations with images to create, issues to manage, relationships to build, and reputations to protect in a digitally disrupted era. We serve senior leaders with PR counsel that is both strategic and social, informed by a deep understanding of analytics, content, communities, media, sustainability and technology. www.signaleadership.com

nanos dimap analytika



This international joint venture between [dimap](http://www.dimap.com) and [Nanos](http://www.nanos.co) brings together top research and data experts from North American and Europe to deliver exceptional data intelligence to clients. The team offers data intelligence services ranging from demographic and sentiment microtargeting; consumer sentiment identification and decision conversion; and, data analytics and profiling for consumer persuasion.

www.nanosdimap.com

NANOS RUTHERFORD McKAY & Co.

NRM is an affiliate of Nanos Research and Rutherford McKay Associates. Our service offerings are based on decades of professional experience and extensive research and include public acceptance and engagement, communications audits, and narrative development. www.nrmpublicaffairs.com

TABULATIONS

THE GLOBE AND MAIL   NANOS



2019-1385B – Globe and Mail/Nanos Survey – Federal Indigenous Relations – Wave 1 of 2 – STAT SHEET

			Region						Gender		Age		
			Canada 2019-02	Atlantic	Quebec	Ontario	Prairie	British Columbia	Male	Female	18 to 34	35 to 54	55 plus
Question - Do you think that relations between the federal government and Indigenous communities has improved, stayed the same or become worse under Prime Minister Justin Trudeau?	Total	Unwgt N	1000	100	250	300	200	150	517	483	257	446	297
		Wgt N	1000	100	250	300	200	150	491	509	271	340	389
	Improved	%	31.0	37.5	27.1	34.8	27.0	31.0	28.7	33.2	26.7	30.6	34.4
	Stayed the same	%	43.3	37.0	55.3	38.9	38.9	42.2	42.8	43.7	51.3	42.7	38.2
	Become worse	%	17.8	15.0	11.2	19.1	22.9	21.2	20.9	14.8	14.8	18.5	19.2
	Unsure	%	7.9	10.5	6.5	7.2	11.2	5.6	7.6	8.3	7.2	8.2	8.2

Nanos conducted an RDD dual frame (land- and cell- lines) hybrid telephone and online random survey of 1,000 Canadians, 18 years of age or older, between February 23rd and 26th, 2019. The margin of error for a random survey of 1,000 Canadians is ± 3.1 percentage points, 19 times out of 20.

www.nanos.co

2019-1385B – Globe and Mail/Nanos Survey – Wave 2 of 2 – Federal Indigenous relations – STAT SHEET

			Region						Gender		Age		
			Canada 2019-02	Atlantic	Quebec	Ontario	Prairies	British Columbia	Male	Female	18 to 34	35 to 54	55 plus
Question- Do you think that relations between the federal government and Indigenous communities have improved, stayed the same or become worse under Prime Minister Justin Trudeau?	Total	Unwgt N	750	79	174	236	149	112	398	352	195	335	220
		Wgt N	750	75	187	225	150	113	367	383	203	255	292
	Improved	%	28.3	34.1	25.5	30.8	23.2	30.8	26.0	30.5	23.1	26.3	33.7
	Stayed the same	%	42.7	38.7	53.5	39.2	39.7	38.2	42.5	42.8	46.2	48.6	35.0
	Become worse	%	20.8	18.6	15.0	22.8	25.7	21.0	24.0	17.6	20.2	20.4	21.4
	Unsure	%	8.3	8.6	5.9	7.2	11.4	10.0	7.5	9.0	10.5	4.7	9.9