

# A majority of Canadians think travel to China is less safe today than five years ago – Divided over pursuing free trade with China

National survey released February, 2019  
Project 2019-1362



**CTV**  
**NEWS**

**NANOS SURVEY**

Three in four  
Canadians say  
travel to China  
is less safe  
today than five  
years ago

Most Canadians think that travelling to China is less safe today for Canadian citizens than it was five years ago. Canadians are split over whether the Government of Canada should proceed to negotiating a free trade agreement with China or delay negotiations. Canadians are three times more likely to believe US claims about Meng Wanzhou compared to the assertions made by the Chinese government. Four in ten Canadians say the government is doing a good or very good job at managing the extradition request compared to less than three in ten who say they are doing a poor or very poor job.

- **Over three quarters of Canadians say it is less safe to travel to China today than five years ago** – Over three in four (78%) Canadians say that travel to China for Canadian citizens visiting China is less safe today compared to five years ago, while 15 per cent say travel to China is as safe today as it was five years ago and less than one per cent say more safe. Six per cent say they are unsure.
- **Canadians are three times as likely to believe US claims about Meng Wanzhou compared to those made by China** – More than two in five (44%) Canadians say they believe the US government with regards to the request it made to the Government of Canada to extradite Meng Wanzhou, the Chief Financial Officer of Huawei for suspected violation of U.S. sanctions for doing business with Iran. Twelve per cent say they believe the Chinese government when it asserts that the Huawei executive has done nothing wrong and that she has not broken any Canadian laws. Over two in five (44%) say they are unsure. Canadians from British Columbia are more likely to say they believe the US government (52%), while those in the Atlantic are less likely to say they believe the US government (30%).
- **Canadians marginally more likely to say the Government of Canada is doing good job than poor job at managing the extradition request** – Two in five Canadians say the Government of Canada is doing a very good (9%) or good (31%) job at managing the extradition request from the Government of the U.S. of the Huawei executive suspected of violating U.S. sanctions for doing business in Iran, while nearly a quarter (24%) say they are doing an average job and over a quarter say they do a poor (18%) or very poor (10%) job. Eight per cent are unsure.

Canadians are divided over whether Canada should pursue a free trade agreement with China

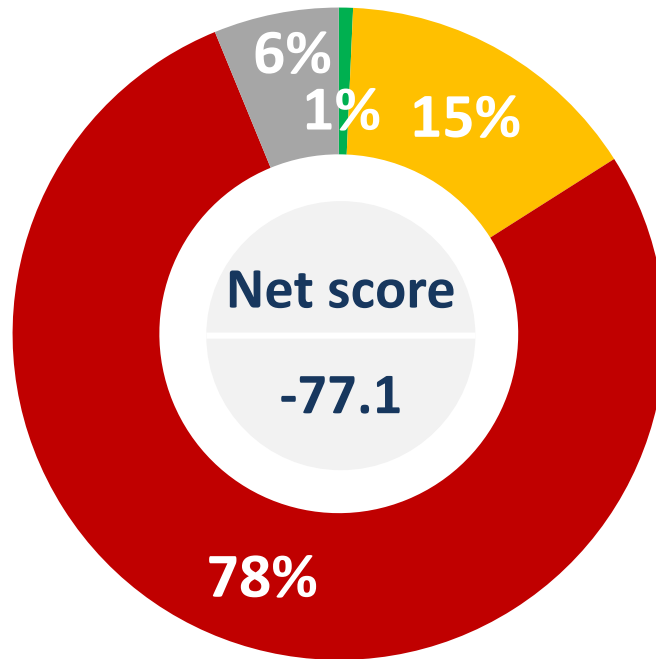
- **Canadians are split when it comes to the timing of a free trade agreement with Canada** – Forty-seven per cent of Canadians say that, because of controversies related the Chinese company known as Huawei, Canada should delay a possible Free Trade Agreement with China, while 43 per cent of Canadians say that Canada should proceed to negotiate a new Free Trade Agreement with China because China is an important economy. Ten per cent are unsure. In the Atlantic region, 54 per cent of respondents say that Canada should proceed to negotiate a new Free Trade Agreement with China.

These observations are based on a Nanos RDD dual frame (land- and cell-lines) hybrid telephone and online random survey of 1,000 Canadians, 18 years of age or older, conducted between February 2<sup>nd</sup> and 5<sup>th</sup>, 2019 as part of an omnibus survey. Participants were randomly recruited by telephone using live agents and administered a survey online. The margin of error for a random survey of 1,000 Canadians is  $\pm 3.1$  percentage points, 19 times out of 20.

This study was commissioned by CTV News and the research was conducted by Nanos Research.



# Safety of visiting China



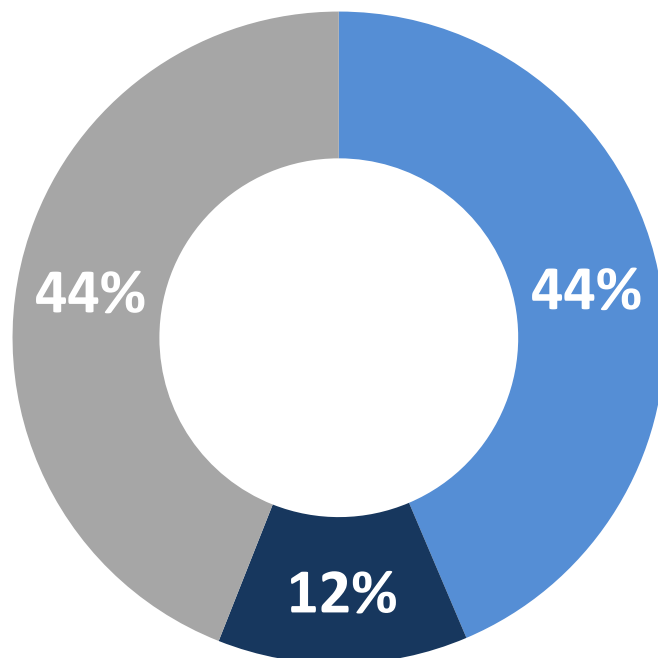
■ More safe today than five years     ■ As safe as it was five years ago  
■ Less safe today than five years ago     ■ Unsure

	Less safe
Atlantic (n=100)	81.4%
Quebec (n=250)	73.9%
Ontario (n=300)	80.2%
Prairies (n=200)	81.6%
British Columbia (n=150)	72.2%
Male (n=502)	78.4%
Female (n=498)	77.2%
18 to 34 (n=213)	71.3%
35 to 54 (n=380)	79.3%
55 plus (n=407)	81.0%

\*Weighted to the true population proportion.  
 \*Charts may not add up to 100 due to rounding.

**QUESTION** – For Canadian citizens visiting China, do you think it is more safe, as safe or less safe today than five years ago?

# Belief regarding the extradition of Meng Wanzhou



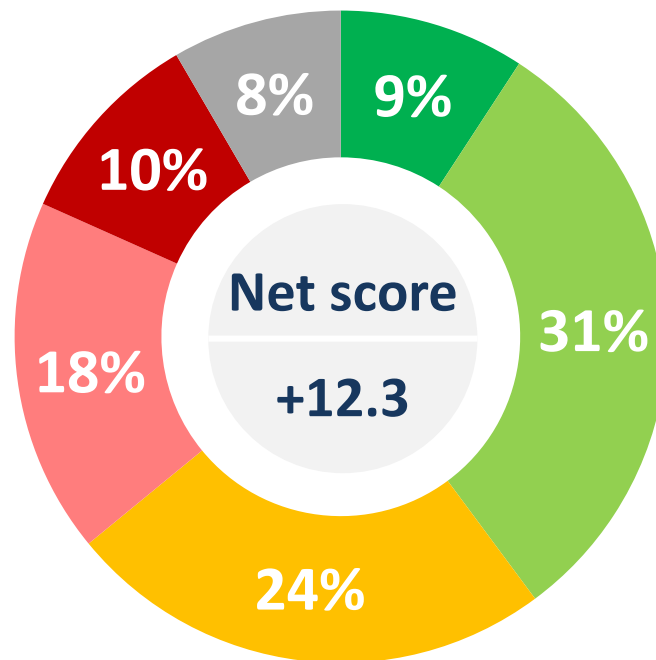
■ Believe the US Government ■ Believe the Chinese Government ■ Unsure

\*Weighted to the true population proportion.  
\*Charts may not add up to 100 due to rounding.

	US	Chinese	Unsure
Atlantic (n=100)	30.4%	14.3%	55.3%
Quebec (n=250)	36.2%	12.8%	50.9%
Ontario (n=300)	48.6%	11.3%	40.1%
Prairies (n=200)	45.6%	12.1%	42.3%
British Columbia (n=150)	52.1%	13.3%	34.6%
Male (n=502)	47.1%	12.8%	40.0%
Female (n=498)	40.2%	12.1%	47.8%
18 to 34 (n=213)	39.8%	12.5%	47.7%
35 to 54 (n=380)	43.5%	13.0%	43.5%
55 plus (n=407)	46.4%	11.9%	41.7%

**QUESTION** – As you may know, the US made a request to the Government of Canada to extradite Meng Wanzhou, the Chief Financial Officer of Huawei for suspected violation of U.S. sanctions for doing business with Iran. The Huawei executive denies the claim and the Government of China assert that the Huawei executive has done nothing wrong and that she has not broken any Canadian laws. Do you believe [ROTATE] the US Government or the Chinese Government?

# Management of the extradition of Meng Wanzhou



■ Very good 
 ■ Good 
 ■ Average 
 ■ Poor 
 ■ Very poor 
 ■ Unsure

	Very good/ good
Atlantic (n=100)	45.7%
Quebec (n=250)	42.8%
Ontario (n=300)	41.2%
Prairies (n=200)	29.7%
British Columbia (n=150)	41.8%
Male (n=502)	39.2%
Female (n=498)	40.5%
18 to 34 (n=213)	32.8%
35 to 54 (n=380)	39.5%
55 plus (n=407)	45.0%

\*Weighted to the true population proportion.  
 \*Charts may not add up to 100 due to rounding.

**QUESTION** – Do you think the Government of Canada has done a very good, good, average, poor or very poor job at managing the extradition request from the Government of the U.S. of the Huawei executive suspected of violating U.S. sanctions for doing business in Iran?

# Pursuit of new Free Trade Agreement with China



	Delay FTA with China
Atlantic (n=100)	37.7%
Quebec (n=250)	45.5%
Ontario (n=300)	48.3%
Prairies (n=200)	46.8%
British Columbia (n=150)	49.7%
Male (n=502)	50.3%
Female (n=498)	42.7%
18 to 34 (n=213)	48.2%
35 to 54 (n=380)	51.8%
55 plus (n=407)	40.6%

\*Weighted to the true population proportion.  
\*Charts may not add up to 100 due to rounding.

**QUESTION – [ROTATE]** Some people think that because China is an important economy, Canada should proceed to negotiate a new Free Trade Agreement with China. Others think that because of controversies related the Chinese company known as Huawei that Canada should delay a possible Free Trade Agreement with China. Which of these two views, if either, best reflects your personal opinion?





Nanos conducted an RDD dual frame (land- and cell-lines) hybrid telephone and online random survey of 1,000 Canadians, 18 years of age or older, between February 2<sup>nd</sup> and 5<sup>th</sup>, 2019 as part of an omnibus survey. Participants were randomly recruited by telephone using live agents and administered a survey online. The sample included both land- and cell-lines across Canada. The results were statistically checked and weighted by age and gender using the latest Census information and the sample is geographically stratified to be representative of Canada.

Individuals randomly called using random digit dialling with a maximum of five call backs.

The margin of error for a random survey of 1,000 Canadians is  $\pm 3.1$  percentage points, 19 times out of 20.

This study was commissioned by CTV News and the research was conducted by Nanos Research.

Note: Charts may not add up to 100 due to rounding.

# TECHNICAL NOTE

Element	Description
Organization who commissioned the research	CTV
Final Sample Size	1,000 Randomly selected individuals.
Margin of Error	±3.1 percentage points, 19 times out of 20.
Mode of Survey	RDD dual frame (land- and cell-lines) hybrid telephone and online omnibus survey
Sampling Method Base	The sample included both land- and cell-lines RDD (Random Digit Dialed) across Canada.
Demographics (Captured)	Atlantic Canada, Quebec, Ontario, Prairies, British Columbia; Men and Women; 18 years and older. Six digit postal code was used to validate geography.
Demographics (Other)	Age, gender, education, income
Fieldwork/Validation	Live interviews with live supervision to validate work
Number of Calls/	Maximum of five call backs.
Time of Calls	Individuals were called between 12-5:30 pm and 6:30-9:30pm local time for the respondent.
Field Dates	February 2 <sup>nd</sup> to 5 <sup>th</sup> , 2019.
Language of Survey	The survey was conducted in both English and French.
Standards	This report meets the standards set forth by ESOMAR.

Element	Description
Weighting of Data	The results were weighted by age and gender using the latest Census information (2016) and the sample is geographically stratified to ensure a distribution across all regions of Canada. See tables for full weighting disclosure
Screening	Screening ensured potential respondents did not work in the market research industry, in the advertising industry, in the media or a political party prior to administering the survey to ensure the integrity of the data.
Excluded Demographics	Individuals younger than 18 years old; individuals without land or cell line could not participate.
Stratification	By age and gender using the latest Census information (2016) and the sample is geographically stratified to be representative of Canada. Smaller areas such as Atlantic Canada were marginally oversampled to allow for a minimum regional sample.
Estimated Response Rate	Eleven percent, consistent with industry norms.
Question Order	Question order in the preceding report reflects the order in which they appeared in the original questionnaire.
Question Content	This was module one of an omnibus survey. This is report one (1) of two (2). The other report contains questions about Canada's relationship with China.
Question Wording	The questions in the preceding report are written exactly as they were asked to individuals.
Survey Company	Nanos Research
Contact	Contact Nanos Research for more information or with any concerns or questions. <a href="http://www.nanos.co">http://www.nanos.co</a> Telephone:(613) 234-4666 ext. 237 Email: <a href="mailto:info@nanosresearch.com">info@nanosresearch.com</a> .



As one of North America's premier market and public opinion research firms, we put strategic intelligence into the hands of decision makers. The majority of our work is for private sector and public facing organizations and ranges from market studies, managing reputation through to leveraging data intelligence. Nanos Research offers a vertically integrated full service quantitative and qualitative research practice to attain the highest standards and the greatest control over the research process.

[www.nanos.co](http://www.nanos.co)



A public relations consultancy for executives and organizations with images to create, issues to manage, relationships to build, and reputations to protect in a digitally disrupted era. We serve senior leaders with PR counsel that is both strategic and social, informed by a deep understanding of analytics, content, communities, media, sustainability and technology. [www.signaleadership.com](http://www.signaleadership.com)

nanos dimap analytika



This international joint venture between [dimap](http://www.dimap.com) and [Nanos](http://www.nanos.co) brings together top research and data experts from North American and Europe to deliver exceptional data intelligence to clients. The team offers data intelligence services ranging from demographic and sentiment microtargeting; consumer sentiment identification and decision conversion; and, data analytics and profiling for consumer persuasion.

[www.nanosdimap.com](http://www.nanosdimap.com)

NANOS RUTHERFORD McKAY & Co.

NRM is an affiliate of Nanos Research and Rutherford McKay Associates. Our service offerings are based on decades of professional experience and extensive research and include public acceptance and engagement, communications audits, and narrative development. [www.nrmpublicaffairs.com](http://www.nrmpublicaffairs.com)

# TABULATIONS





**2019-1362 – CTV/Nanos Survey – China – STAT SHEET**

			Region						Gender		Age		
			Canada 2019-02	Atlantic	Quebec	Ontario	Prairies	British Columbia	Male	Female	18 to 34	35 to 54	55 plus
Question- For Canadian citizens visiting China, do you think it is more safe, as safe or less safe today than five years ago?	Total	Unwgt N	1000	100	250	300	200	150	502	498	213	380	407
		Wgt N	1000	100	250	300	200	150	491	509	271	340	389
	More safe today than five years	%	0.7	0.0	1.5	0.6	0.5	0.5	0.7	0.7	0.6	1.0	0.4
	As safe as it was five years	%	15.3	11.8	18.8	13.3	14.6	16.6	17.3	13.3	18.4	14.0	14.2
	Less safe today than five years ago	%	77.8	81.4	73.9	80.2	81.6	72.2	78.4	77.2	71.3	79.3	81.0
	Unsure	%	6.2	6.8	5.9	6.0	3.4	10.7	3.6	8.7	9.6	5.7	4.3

			Region						Gender		Age		
			Canada 2019-02	Atlantic	Quebec	Ontario	Prairies	British Columbia	Male	Female	18 to 34	35 to 54	55 plus
Question- As you may know, the US made a request to the Government of Canada to extradite Meng Wanzhou, the Chief Financial Officer of Huawei for suspected violation of U.S. sanctions for doing business with Iran. The Huawei executive denies the claim and the Government of China assert that the Huawei executive has done nothing wrong and that she has not broken any Canadian laws. Do you believe [ROTATE] the US Government or the Chinese Government?	Total	Unwgt N	1000	100	250	300	200	150	502	498	213	380	407
		Wgt N	1000	100	250	300	200	150	491	509	271	340	389
	The US Government	%	43.6	30.4	36.2	48.6	45.6	52.1	47.1	40.2	39.8	43.5	46.4
	Chinese Government	%	12.4	14.3	12.8	11.3	12.1	13.3	12.8	12.1	12.5	13.0	11.9
	Unsure	%	44.0	55.3	50.9	40.1	42.3	34.6	40.0	47.8	47.7	43.5	41.7

Nanos conducted an RDD dual frame (land- and cell- lines) hybrid telephone and online random survey of 1,000 Canadians, 18 years of age or older, between February 2<sup>nd</sup> and 5<sup>th</sup>, 2019. The margin of error for a random survey of 1,000 Canadians is  $\pm 3.1$  percentage points, 19 times out of 20.

[www.nanos.co](http://www.nanos.co)

**2019-1362 – CTV/Nanos Survey – China – STAT SHEET**

			Region						Gender		Age		
			Canada 2019-02	Atlantic	Quebec	Ontario	Prairies	British Columbia	Male	Female	18 to 34	35 to 54	55 plus
Question- Do you think the Government of Canada has done a very good, good, average, poor or very poor job at managing the extradition request from the Government of the U.S. of the Huawei executive suspected of violating U.S. sanctions for doing business in Iran?	Total	Unwgt N	1000	100	250	300	200	150	502	498	213	380	407
		Wgt N	1000	100	250	300	200	150	491	509	271	340	389
	Very good	%	9.2	16.7	9.4	7.9	7.1	9.3	9.0	9.4	9.8	8.0	9.8
	Good	%	30.6	29.0	33.4	33.3	22.6	32.5	30.2	31.1	23.0	31.5	35.2
	Average	%	24.2	21.4	27.0	22.8	26.6	21.4	22.8	25.6	27.8	21.4	24.2
	Poor	%	17.6	17.8	14.7	16.8	20.5	20.2	19.0	16.3	14.9	21.4	16.3
	Very poor	%	9.9	9.7	7.1	9.9	15.7	6.9	13.0	6.9	10.6	10.7	8.7
	Unsure	%	8.4	5.3	8.5	9.3	7.6	9.8	6.1	10.7	14.0	6.9	5.9

			Region						Gender		Age		
			Canada 2019-02	Atlantic	Quebec	Ontario	Prairies	British Columbia	Male	Female	18 to 34	35 to 54	55 plus
Question- [ROTATE] Some people think that because China is an important economy, Canada should proceed to negotiate a new Free Trade Agreement with China. Others think that because of controversies related the Chinese company known as Huawei that Canada should delay a possible Free Trade Agreement with China. Which of these two views, if either best reflects your personal opinion?	Total	Unwgt N	1000	100	250	300	200	150	502	498	213	380	407
		Wgt N	1000	100	250	300	200	150	491	509	271	340	389
	Proceed to negotiate a new Free Trade Agreement with China	%	43.1	53.6	43.5	40.8	43.3	39.8	41.7	44.4	38.6	41.6	47.6
	Delay a possible Free Trade Agreement with China	%	46.5	37.7	45.5	48.3	46.8	49.7	50.3	42.7	48.2	51.8	40.6
	Unsure	%	10.4	8.7	11.0	10.9	9.8	10.5	8.0	12.8	13.3	6.6	11.8