

Canadians' opinions on crimes against pregnant women

Survey on the Private Member's Bill C-225 Summary

*submitted by Nanos to Cathay Wagantall MP, May 2016
(Submission 2016-828)*





Canadians feel offenders should be charged severely and separately for harming a fetus

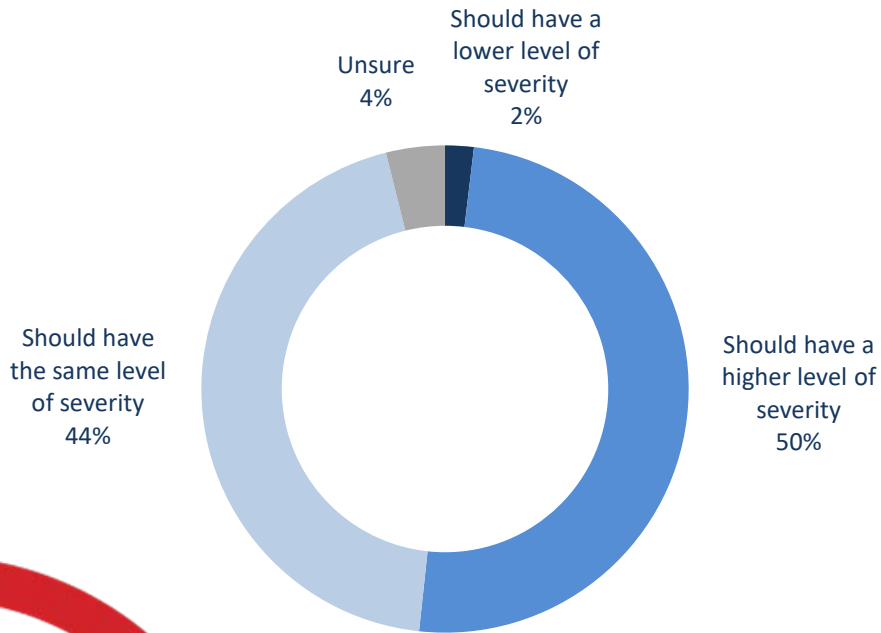
Generally Canadians feel that anyone causing harm or death to a pregnant woman should be charged with a higher or the same level of severity compared to a crime against a woman who is not pregnant, with marginally more Canadians saying the punishment should be more severe. Most support or somewhat support charging offenders with a separate crime if they harm or cause the death of a fetus while assaulting a pregnant woman, and agree or somewhat agree it is important to create such a law. However, they are more likely or somewhat more likely to support this if they were assured that it would not impact Canada's current abortion laws, and most believe that is possible or somewhat possible to create this law and keep abortion legal.

- **Half of Canadians say causing harm to a pregnant woman should carry a more severe punishment** – Half of Canadians (50%) say feel that if someone commits a crime causing harm or death of a pregnant woman, the crime should carry a higher level of severity compared to a crime against a woman who is not pregnant, while 44% say the punishment should carry the same level of severity. Two percent say the punishment should be less severe, while four percent are unsure.
- **Canadians support charging those who harm unborn children with a separate crime** – Seven in ten Canadians either support (47%) or somewhat support (22%) creating a law that would make it a separate crime to cause harm or the death of an unborn child while attacking a pregnant woman. Nine percent of Canadians somewhat oppose creating such a law, while 12% oppose this. Ten percent are unsure.
- **Canadians more likely to support the legislation if it has no impact on current abortion laws** – Six in ten Canadians say they are more likely (32%) or somewhat more likely (29%) to support such legislation if they knew it would only apply to third-party assaults and have no impact on Canada's abortion laws, while four percent say this would make them somewhat less likely and eight percent say it would make them less likely to support the legislation. Twenty-eight percent say they are unsure.
- **Majority of Canadians feel it is possible to create the new law and keep abortion legal** – Nearly two thirds of Canadians feel it is possible (47%) or somewhat possible (17%) to keep abortion legal as it is today while also creating a law that would make it a crime for a third-party to cause harm or death to a fetus against the mother's wishes. Twelve percent say this is somewhat not possible, 13% say this is not possible, and 11% are unsure.
- **Canadians feel it is important that offenders be charged separately for harming a fetus** – Thirty-nine percent of Canadians agree, and then 24% somewhat agree that it is important that an offender be charged with a separate offence for harming or causing the death of a fetus even if they are already charged for the assault on the pregnant woman. Eleven percent say they somewhat disagree, while 13% disagree. Thirteen percent are unsure.
- **Half of Canadians support rights to abortion within a time limit** – Just over half of Canadians (52%) feel that a woman should be able to have an abortion if she wants one, but there should be a time limit between three and six months after which it should not be allowed, while 28% say a woman should be able to have an abortion at any time during her pregnancy and for whatever reason. Eleven percent feel abortion should only be allowed if the woman's life is in danger, while three percent say it should not be allowed under any circumstances. Seven percent of Canadians were unsure.

Nanos conducted an RDD dual frame (land- and cell-lines) hybrid telephone and online random survey of 1,000 Canadians, 18 years of age or older, between April 28th and May 3rd, 2016 as part of an omnibus survey. Participants were randomly recruited by telephone using live agents and administered a survey online. The sample included both land- and cell-lines across Canada. The margin of error for a random survey of 1,000 Canadians is ± 3.1 percentage points, 19 times out of 20.

Punishment for crime causing harm to pregnant women

Source: Nanos Research, RDD dual frame hybrid telephone and online random survey April 28th to May 3rd, 2016, n=1000, accurate 3.1 percentage points plus or minus, 19 times out of 20.



*Note: Charts may not add up to 100 due to rounding

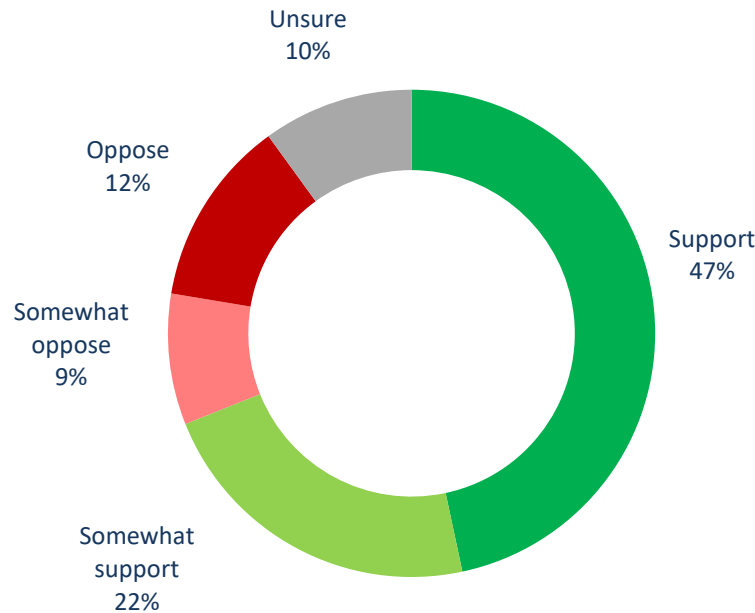
Subgroups	Higher level of severity
Atlantic (n=100)	43.9%
Quebec (n=250)	48.4%
Ontario (n=300)	52.3%
Prairies (n=200)	53.9%
British Columbia (n=150)	45.4%
Male (n=500)	49.0%
Female (n=500)	50.5%
18 to 29 (n=155)	57.4%
30 to 39 (n=156)	51.1%
40 to 49 (n=211)	41.1%
50 to 59 (n=240)	51.2%
60 plus (n=238)	48.7%

QUESTION – If someone commits a crime causing harm or death of a pregnant women, should the punishment have a lower level of severity, the same level of severity or a higher level of severity compared to a woman who is not pregnant.

Support for separate crime specifying harm to fetus

Source: Nanos Research, RDD dual frame hybrid telephone and online random survey April 28th to May 3rd, 2016, n=1000, accurate 3.1 percentage points plus or minus, 19 times out of 20.

Net Score
+47.9



*Note: Charts may not add up to 100 due to rounding

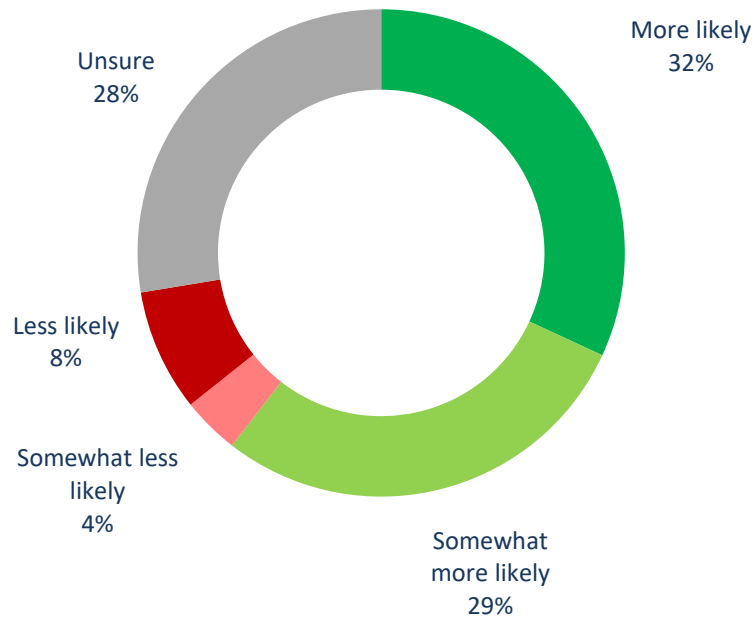
Subgroups	Support/ Somewhat support
Atlantic (n=100)	72.1%
Quebec (n=250)	71.0%
Ontario (n=300)	67.4%
Prairies (n=200)	70.8%
British Columbia (n=150)	64.1%
Male (n=500)	65.3%
Female (n=500)	72.5%
18 to 29 (n=155)	68.2%
30 to 39 (n=156)	69.8%
40 to 49 (n=211)	65.5%
50 to 59 (n=240)	71.2%
60 plus (n=238)	70.3%

QUESTION – Would you support, somewhat support, somewhat oppose, or oppose a law that would make it a separate crime to harm or cause the death of an unborn child while attacking a pregnant woman? In these cases, an offender would be charged not only with the harm to the pregnant woman, but also with any harm to her fetus?

Likelihood of supporting legislation applied to third-party assaults

Source: Nanos Research, RDD dual frame hybrid telephone and online random survey April 28th to May 3rd, 2016, n=1000, accurate 3.1 percentage points plus or minus, 19 times out of 20.

Net Score
+48.6



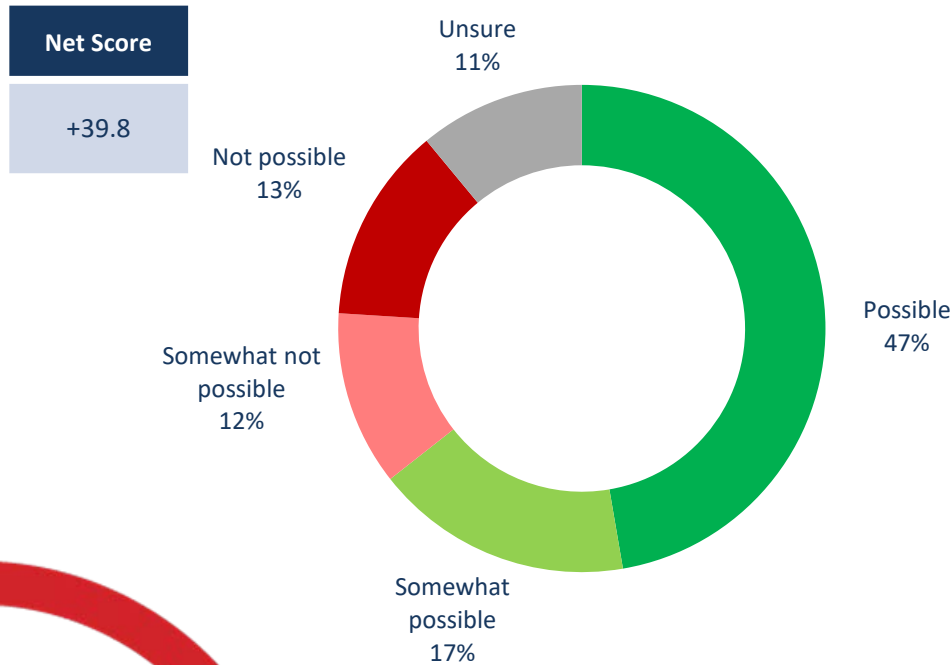
Subgroups	More likely/ Somewhat more likely
Atlantic (n=100)	52.8%
Quebec (n=250)	58.1%
Ontario (n=300)	62.4%
Prairies (n=200)	63.3%
British Columbia (n=150)	62.1%
Male (n=500)	58.5%
Female (n=500)	62.5%
18 to 29 (n=155)	66.4%
30 to 39 (n=156)	69.8%
40 to 49 (n=211)	57.3%
50 to 59 (n=240)	59.8%
60 plus (n=238)	52.1%

*Note: Charts may not add up to 100 due to rounding

QUESTION – Are you more likely, somewhat more likely, somewhat less likely or less likely to support the legislation if you knew that it only applied when a third-party assaults or causes the death of a pregnant woman knowing that she is pregnant with no impact on Canada’s abortion laws?

Possibility to keep abortion legal while creating new law protecting harm to fetus

Source: Nanos Research, RDD dual frame hybrid telephone and online random survey April 28th to May 3rd, 2016, n=1000, accurate 3.1 percentage points plus or minus, 19 times out of 20.



*Note: Charts may not add up to 100 due to rounding

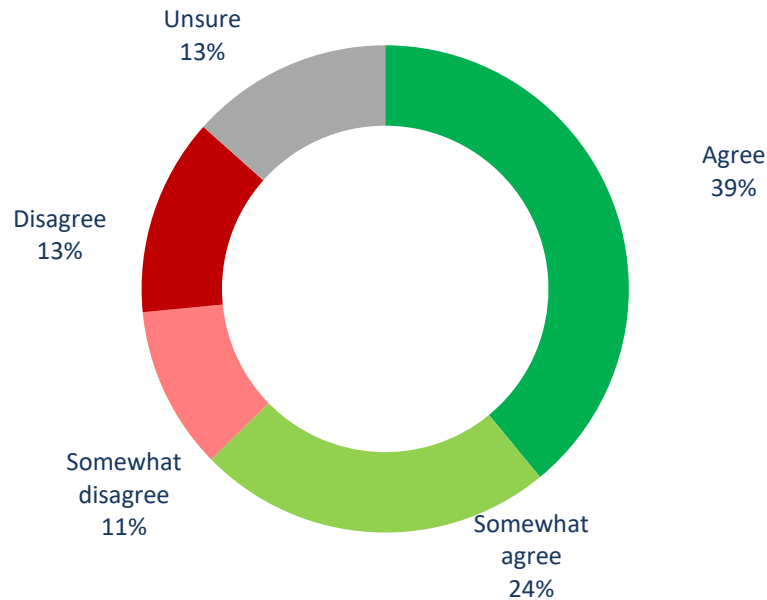
Subgroups	Possible/ Somewhat possible
Atlantic (n=100)	63.4%
Quebec (n=250)	66.1%
Ontario (n=300)	64.4%
Prairies (n=200)	62.9%
British Columbia (n=150)	64.4%
Male (n=500)	63.9%
Female (n=500)	64.9%
18 to 29 (n=155)	61.0%
30 to 39 (n=156)	70.5%
40 to 49 (n=211)	60.5%
50 to 59 (n=240)	68.1%
60 plus (n=238)	63.7%

QUESTION – Regardless of your personal view on abortion, do you think it’s possible, somewhat possible, somewhat not possible or not possible to keep abortion legal as it is today, while at the same time creating a new law that would make it a crime for a third-party to harm or cause death of a woman’s fetus against her wishes?

Importance of separate offence charges for harm to fetus and pregnant woman

Source: Nanos Research, RDD dual frame hybrid telephone and online random survey April 28th to May 3rd, 2016, n=1000, accurate 3.1 percentage points plus or minus, 19 times out of 20.

Net Score
+38.7



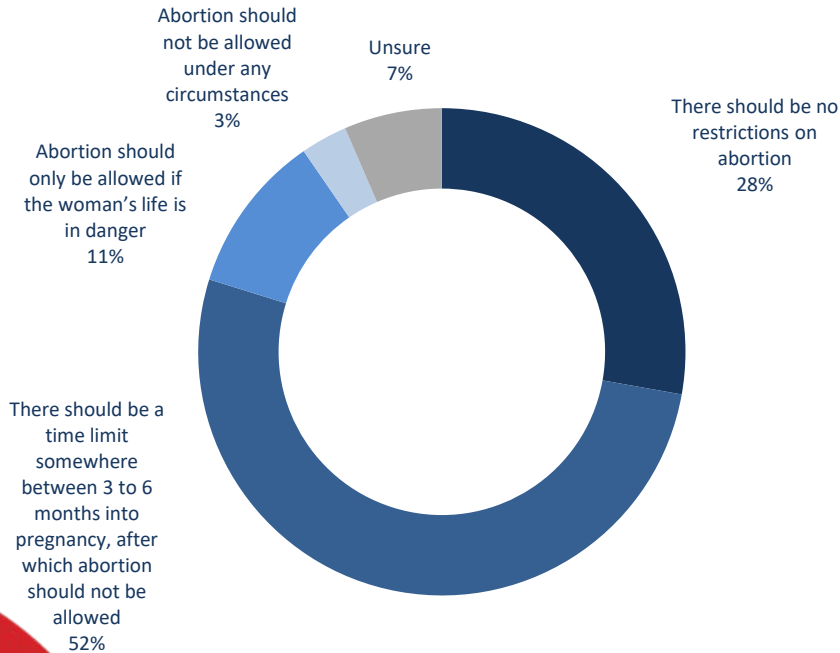
Subgroups	Agree/ Somewhat agree
Atlantic (n=100)	64.5%
Quebec (n=250)	68.0%
Ontario (n=300)	62.4%
Prairies (n=200)	66.0%
British Columbia (n=150)	48.5%
Male (n=500)	61.5%
Female (n=500)	63.8%
18 to 29 (n=155)	66.6%
30 to 39 (n=156)	56.8%
40 to 49 (n=211)	57.1%
50 to 59 (n=240)	66.7%
60 plus (n=238)	65.4%

*Note: Charts may not add up to 100 due to rounding

QUESTION – Do you agree, somewhat agree, somewhat disagree or disagree that it is important that an offender is charged with a separate offence for harming or causing the death of the fetus even if he or she will be charged with the assault on the pregnant woman?

Statement that most represents view on legal status of abortion

Source: Nanos Research, RDD dual frame hybrid telephone and online random survey April 28th to May 3rd, 2016, n=1000, accurate 3.1 percentage points plus or minus, 19 times out of 20.



*Note: Charts may not add up to 100 due to rounding

Subgroups	There should be a time limit on abortion
Atlantic (n=100)	58.4%
Quebec (n=250)	49.0%
Ontario (n=300)	50.2%
Prairies (n=200)	54.5%
British Columbia (n=150)	53.0%
Male (n=500)	50.2%
Female (n=500)	53.8%
18 to 29 (n=155)	44.7%
30 to 39 (n=156)	48.5%
40 to 49 (n=211)	52.7%
50 to 59 (n=240)	54.7%
60 plus (n=238)	58.2%

QUESTION – Which of the following most closely represents your personal view about the legal status of abortion?



Methodology

Methodology

Nanos conducted an RDD dual frame (land- and cell-lines) hybrid telephone and online random survey of 1,000 Canadians, 18 years of age or older, between April 28th and May 3rd, 2016 as part of an omnibus survey. Participants were randomly recruited by telephone using live agents and administered a survey online. The sample included both land- and cell-lines across Canada. The results were statistically checked and weighted by age and gender using the latest Census information and the sample is geographically stratified to be representative of Canada.

Individuals were randomly called using random digit dialling with a maximum of five call backs.

The margin of error for a random survey of 1,000 Canadians is ± 3.1 percentage points, 19 times out of 20.

The research was commissioned by MP Cathay Wagantall.

Note: Charts may not add up to 100 due to rounding.



About Nanos

Nanos is one of North America's most trusted research and strategy organizations. Our team of professionals is regularly called upon by senior executives to deliver superior intelligence and market advantage whether it be helping to chart a path forward, managing a reputation or brand risk or understanding the trends that drive success. Services range from traditional telephone surveys, through to elite in-depth interviews, online research and focus groups. Nanos clients range from Fortune 500 companies through to leading advocacy groups interested in understanding and shaping the public landscape. Whether it is understanding your brand or reputation, customer needs and satisfaction, engaging employees or testing new ads or products, Nanos provides insight you can trust.



View our brochure

Nik Nanos FMRIA

Chairman, Nanos Research Group
Ottawa (613) 234-4666 ext. 237
Washington DC (202) 697-9924
nnanos@nanosresearch.com

Richard Jenkins

Vice President, Nanos Research
Ottawa (613) 234-4666 ext. 230
rjenkins@nanosresearch.com

Technical Note

Element	Description
Organization who commissioned the research	Cathay Wagantall MP
Final Sample Size	1,000 Randomly selected individuals.
Margin of Error	±3.1 percentage points, 19 times out of 20.
Mode of Survey	RDD dual frame (land- and cell-lines) hybrid telephone and online omnibus survey
Sampling Method Base	The sample included both land- and cell-lines RDD (Random Digit Dialed) across Canada.
Demographics (Captured)	Atlantic Canada, Quebec, Ontario, Prairies, British Columbia; Men and Women; 18 years and older. Six digit postal code was used to validate geography.
Fieldwork/Validation	Live interviews with live supervision to validate work as per the MRIA Code of Conduct
Number of Calls	Maximum of five call backs.
Time of Calls	Individuals were called between 12-5:30 pm and 6:30-9:30pm local time for the respondent.
Field Dates	April 28 th to May 3 rd , 2016.
Language of Survey	The survey was conducted in both English and French.

Element	Description
Weighting of Data	The results were weighted by age and gender using the latest Census information (2014) and the sample is geographically stratified to ensure a distribution across all regions of Canada. See tables for full weighting disclosure
Screening	Screening ensured potential respondents did not work in the market research industry, in the advertising industry, in the media or a political party prior to administering the survey to ensure the integrity of the data.
Excluded Demographics	Individuals younger than 18 years old; individuals without land or cell lines could not participate.
Stratification	By age and gender using the latest Census information (2014) and the sample is geographically stratified to be representative of Canada. Smaller areas such as Atlantic Canada were marginally oversampled to allow for a minimum regional sample.
Estimated Response Rate	Twelve percent, consistent with industry norms.
Question Order	Question order in the preceding report reflects the order in which they appeared in the original questionnaire.
Question Content	This was module nine of an omnibus survey. The modules preceding these questions included top unprompted national issues of concern, vote preferences, the monarchy, interest in the leadership races of the NDP and Conservatives, infrastructure investments, racism in Canada, access to medicines, life-balance issues.
Question Wording	The questions in the preceding report are written exactly as they were asked to individuals.
Survey Company	Nanos Research
Contact	Contact Nanos Research for more information or with any concerns or questions. http://www.nanosresearch.com Telephone:(613) 234-4666 ext. Email: info@nanosresearch.com.



Tabulations

Confidential



2016-828 – Wagantall – Crimes against Pregnant Women - STAT SHEET

			Region						Gender		Age				
			Canada 2016-04	Atlantic Canada	Quebec	Ontario	Prairies	British Columbia	Male	Female	18 to 29	30 to 39	40 to 49	50 to 59	60 plus
Question - If someone commits a crime causing harm or death of a pregnant woman, should the punishment have a lower level of severity, the same level of severity or a higher level of severity compared to a woman who is not pregnant.	Total	Unwgt N	1000	100	250	300	200	150	500	500	155	156	211	240	238
		Wgt N	1000	100	250	300	200	150	500	500	205	169	208	178	239
	Should have a lower level of severity	%	1.9	.8	5.8	.3	1.1	.7	3.0	.9	2.2	2.5	2.0	1.5	1.6
	Should have a higher level of severity	%	49.8	43.9	48.4	52.3	53.9	45.4	49.0	50.5	57.4	51.1	41.1	51.2	48.7
	Should have the same level of severity	%	44.4	52.6	36.7	45.4	43.0	51.5	45.4	43.4	37.4	42.9	51.8	42.5	46.5
	Unsure	%	3.9	2.7	9.2	1.9	2.0	2.4	2.6	5.2	3.1	3.5	5.1	4.9	3.1

Nanos conducted an RDD dual frame (land- and cell- lines) hybrid telephone and online random survey of 1,000 Canadians, 18 years of age or older, between April 28th and May 3rd, 2016. The sample included both land- and cell-lines across Canada. The margin of error for a random survey of 1,000 Canadians is ±3.1 percentage points, 19 times out of 20.



2016-828 – Wagantall – Crimes against Pregnant Women - STAT SHEET

			Region						Gender		Age				
			Canada 2016-04	Atlantic Canada	Quebec	Ontario	Prairies	British Columbia	Male	Female	18 to 29	30 to 39	40 to 49	50 to 59	60 plus
Question - Would you support, somewhat support, somewhat oppose, or oppose a law that would make it a separate crime to harm or cause the death of an unborn child while attacking a pregnant woman? In these cases, an offender would be charged not only with the harm to the pregnant woman, but also with any harm to her fetus?	Total	Unwgt N	1000	100	250	300	200	150	500	500	155	156	211	240	238
		Wgt N	1000	100	250	300	200	150	500	500	205	169	208	178	239
	Support	%	46.7	51.1	49.4	49.1	48.2	32.3	45.5	47.8	51.9	45.4	40.2	50.2	46.1
	Somewhat support	%	22.3	21.0	21.6	18.3	22.6	31.8	19.8	24.7	16.3	24.4	25.3	21.0	24.2
	Somewhat oppose	%	8.7	5.9	5.6	8.8	10.8	12.7	10.5	6.8	9.9	7.3	11.2	8.5	6.6
	Oppose	%	12.4	12.9	11.5	13.0	10.5	14.8	14.3	10.5	11.9	9.1	11.6	14.5	14.3
	Unsure	%	10.0	9.1	12.0	10.7	7.9	8.5	9.8	10.1	10.0	13.8	11.8	5.8	8.8

Nanos conducted an RDD dual frame (land- and cell- lines) hybrid telephone and online random survey of 1,000 Canadians, 18 years of age or older, between April 28th and May 3rd, 2016. The sample included both land- and cell-lines across Canada. The margin of error for a random survey of 1,000 Canadians is ±3.1 percentage points, 19 times out of 20.



2016-828 – Wagantall – Crimes against Pregnant Women - STAT SHEET

			Region						Gender		Age				
			Canada 2016-04	Atlantic Canada	Quebec	Ontario	Prairies	British Columbia	Male	Female	18 to 29	30 to 39	40 to 49	50 to 59	60 plus
Question - Are you more likely, somewhat more likely, somewhat less likely or less likely to support the legislation if you knew that it only applied when a third-party assaults or causes the death of a pregnant woman knowing that she is pregnant with no impact on Canada's abortion laws?	Total	Unwgt N	1000	100	250	300	200	150	500	500	155	156	211	240	238
		Wgt N	1000	100	250	300	200	150	500	500	205	169	208	178	239
	More likely	%	31.9	24.2	31.4	34.0	32.9	32.3	28.9	34.9	36.8	38.9	25.0	36.8	25.1
	Somewhat more likely	%	28.6	28.6	26.7	28.4	30.4	29.8	29.6	27.6	29.6	30.9	32.3	23.0	27.0
	Somewhat less likely	%	3.8	6.6	3.8	3.1	3.8	3.4	4.5	3.1	7.5	1.1	2.3	3.7	4.0
	Less likely	%	8.1	11.0	7.0	6.8	8.3	10.6	9.0	7.3	5.2	4.7	8.4	9.3	11.9
	Unsure	%	27.6	29.6	31.1	27.7	24.7	24.0	28.0	27.2	20.9	24.4	32.0	27.2	32.0

Nanos conducted an RDD dual frame (land- and cell- lines) hybrid telephone and online random survey of 1,000 Canadians, 18 years of age or older, between April 28th and May 3rd, 2016. The sample included both land- and cell-lines across Canada. The margin of error for a random survey of 1,000 Canadians is ±3.1 percentage points, 19 times out of 20.



2016-828 – Wagantall – Crimes against Pregnant Women - STAT SHEET

			Region						Gender		Age				
			Canada 2016-04	Atlantic Canada	Quebec	Ontario	Prairies	British Columbia	Male	Female	18 to 29	30 to 39	40 to 49	50 to 59	60 plus
Question - Regardless of your personal view on abortion, do you think it's possible, somewhat possible, somewhat not possible or not possible to keep abortion legal as it is today, while at the same time creating a new law that would make it a crime for a third-party to harm or cause death of a woman's fetus against her wishes?	Total	Unwgt N	1000	100	250	300	200	150	500	500	155	156	211	240	238
		Wgt N	1000	100	250	300	200	150	500	500	205	169	208	178	239
	Possible	%	47.3	49.9	48.5	47.4	48.7	41.7	45.0	49.6	44.2	53.6	43.7	50.9	46.0
	Somewhat possible	%	17.1	13.5	17.6	17.0	14.2	22.7	18.9	15.3	16.8	16.9	16.8	17.2	17.7
	Somewhat not possible	%	11.6	16.4	10.3	10.3	14.2	9.7	11.3	12.0	18.8	10.7	11.0	7.9	9.4
	Not possible	%	13.0	13.6	11.7	12.0	13.4	16.6	13.4	12.7	10.1	6.6	18.1	14.1	14.9
Unsure	%	11.0	6.6	11.9	13.4	9.5	9.3	11.5	10.4	10.0	12.3	10.5	9.9	12.1	

Nanos conducted an RDD dual frame (land- and cell- lines) hybrid telephone and online random survey of 1,000 Canadians, 18 years of age or older, between April 28th and May 3rd, 2016. The sample included both land- and cell-lines across Canada. The margin of error for a random survey of 1,000 Canadians is ±3.1 percentage points, 19 times out of 20.



2016-828 – Wagantall – Crimes against Pregnant Women - STAT SHEET

			Region						Gender		Age				
			Canada 2016-04	Atlantic Canada	Quebec	Ontario	Prairies	British Columbia	Male	Female	18 to 29	30 to 39	40 to 49	50 to 59	60 plus
Question - Do you agree, somewhat agree, somewhat disagree or disagree that it is important that an offender is charged with a separate offence for harming or causing the death of the fetus even if he or she will be charged with the assault on the pregnant woman?	Total	Unwgt N	1000	100	250	300	200	150	500	500	155	156	211	240	238
		Wgt N	1000	100	250	300	200	150	500	500	205	169	208	178	239
	Agree	%	39.0	47.2	41.0	40.9	38.7	27.0	37.9	40.2	42.0	34.5	36.6	42.1	39.7
	Somewhat agree	%	23.6	17.3	27.0	21.5	27.3	21.5	23.6	23.6	24.6	22.3	20.5	24.6	25.7
	Somewhat disagree	%	10.8	11.1	8.0	10.7	10.6	15.6	10.5	11.0	14.0	12.1	12.3	9.4	6.8
	Disagree	%	13.1	12.8	11.5	14.1	10.7	17.5	14.8	11.4	10.1	12.3	15.3	14.8	13.3
	Unsure	%	13.4	11.6	12.5	12.8	12.7	18.5	13.1	13.7	9.3	18.9	15.4	9.2	14.6

Nanos conducted an RDD dual frame (land- and cell- lines) hybrid telephone and online random survey of 1,000 Canadians, 18 years of age or older, between April 28th and May 3rd, 2016. The sample included both land- and cell-lines across Canada. The margin of error for a random survey of 1,000 Canadians is ±3.1 percentage points, 19 times out of 20.



2016-828 – Wagantall – Crimes against Pregnant Women - STAT SHEET

			Region						Gender		Age				
			Canada 2016-04	Atlantic Canada	Quebec	Ontario	Prairies	British Columbia	Male	Female	18 to 29	30 to 39	40 to 49	50 to 59	60 plus
Question - Which of the following most closely represents your personal view about the legal status of abortion? [RANDOMIZE]	Total	Unwgt N	1000	100	250	300	200	150	500	500	155	156	211	240	238
		Wgt N	1000	100	250	300	200	150	500	500	205	169	208	178	239
	A woman should be able to have an abortion at any time during her pregnancy for any reason (there should be no restrictions on abortion)	%	27.8	18.9	28.5	31.1	22.7	32.4	29.0	26.5	38.4	31.4	26.4	20.1	23.0
	A woman should be able to have an abortion if she wants one, but there should be a time limit somewhere between 3 to 6 months into pregnancy, after which abortion should not be allowed	%	52.0	58.4	49.0	50.2	54.5	53.0	50.2	53.8	44.7	48.5	52.7	54.7	58.2
	Abortion should only be allowed if the woman's life is in danger	%	10.6	15.3	11.8	8.2	12.2	8.3	10.5	10.7	6.9	8.7	10.9	17.2	10.1
	Abortion should not be allowed under any circumstances	%	3.1	.8	3.4	3.8	4.2	1.3	4.2	2.0	4.8	2.0	1.9	2.5	4.0
Unsure	%	6.5	6.6	7.3	6.7	6.4	4.9	6.1	6.9	5.3	9.5	8.1	5.5	4.7	

Nanos conducted an RDD dual frame (land- and cell- lines) hybrid telephone and online random survey of 1,000 Canadians, 18 years of age or older, between April 28th and May 3rd, 2016. The sample included both land- and cell-lines across Canada. The margin of error for a random survey of 1,000 Canadians is ±3.1 percentage points, 19 times out of 20.