



The Globe & Mail Project Summary
submitted by Nanos, January, 2015 (Submission 2014-627)

Forty-six percent of Canadians believe terrorist attacks more likely than a year ago

Canadians concerned with possibility of giving security agencies too much power but see judicial system as not equipped to handle homegrown terrorism

Almost half of Canadians (46%) think a terrorist attack in Canada is now more likely than it was a year ago. The perception of an elevated threat is further reflected in the fact that 33% agree and 33% somewhat agree that Canada is currently at war with terrorist groups.

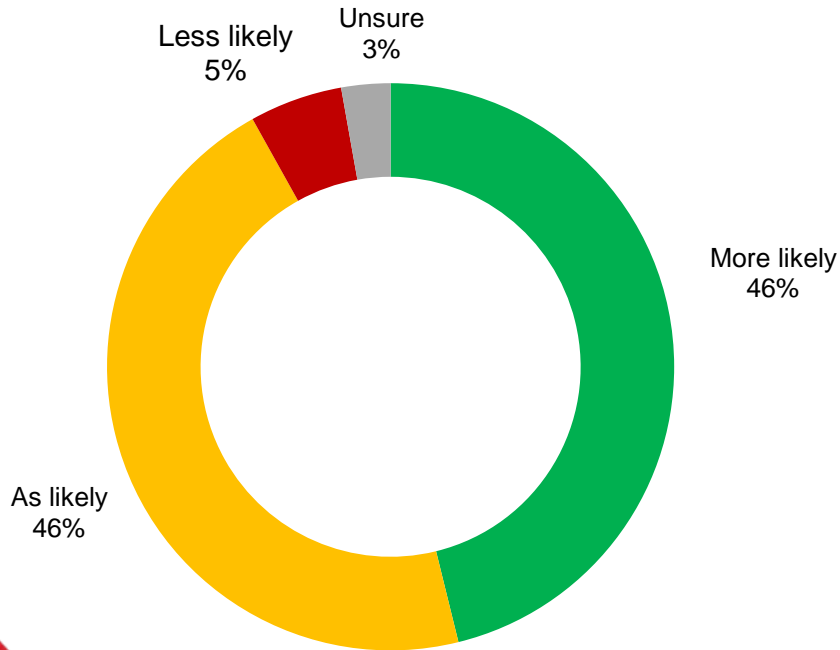
When it comes to policing terrorism and stopping threats, less than half of Canadians (18% agree and 26% somewhat agree) believe that the judicial system is well equipped to handle homegrown terrorism. A majority support (43% agree and 23% somewhat agree) giving government the power to remove websites or posts on the Internet that it believes support the proliferation of terrorism in Canada.

Nevertheless, Canadians are concerned (34% concerned and 30% somewhat concerned) about the possibility that Canadian security agencies will be given too much power

Likelihood of Terrorist Attack in Canada

Source: Globe and Mail/Nanos Research, RDD dual frame hybrid telephone and online random survey, January 24th to 26th, 2015, n=1000 Canadians, accurate 3.1 percentage points plus or minus, 19 times out of 20.

Net Score
+40.9



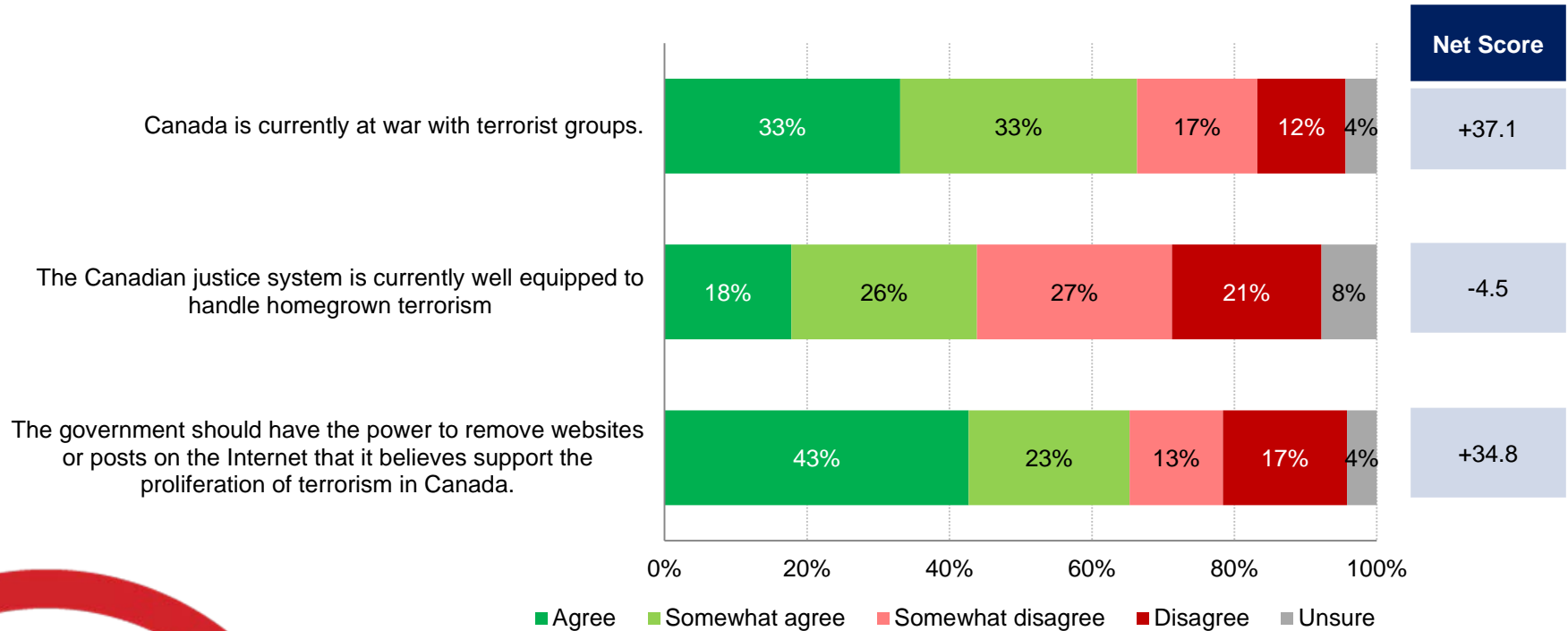
Subgroups	More likely
Atlantic (n=100)	46.7%
Quebec (n=250)	41.6%
Ontario (n=300)	49.0%
Prairies (n=200)	50.2%
British Columbia (n=150)	42.7%
Male (n=508)	46.4%
Female (n=492)	46.0%
18 to 29 (n=205)	39.1%
30 to 39 (n=169)	43.1%
40 to 49 (n=208)	43.4%
50 to 59 (n=178)	55.0%
60 plus (n=239)	50.3%

***Note: Charts may not add up to 100 due to rounding**

QUESTION – Would you say a terrorist attack in Canada is more likely, as likely or less likely compared to a year ago?

Perceptions on Security and Terrorism

Source: Globe and Mail/Nanos Research, RDD dual frame hybrid telephone and online random survey, January 24th to 26th, 2015, n=1000 Canadians, accurate 3.1 percentage points plus or minus, 19 times out of 20.



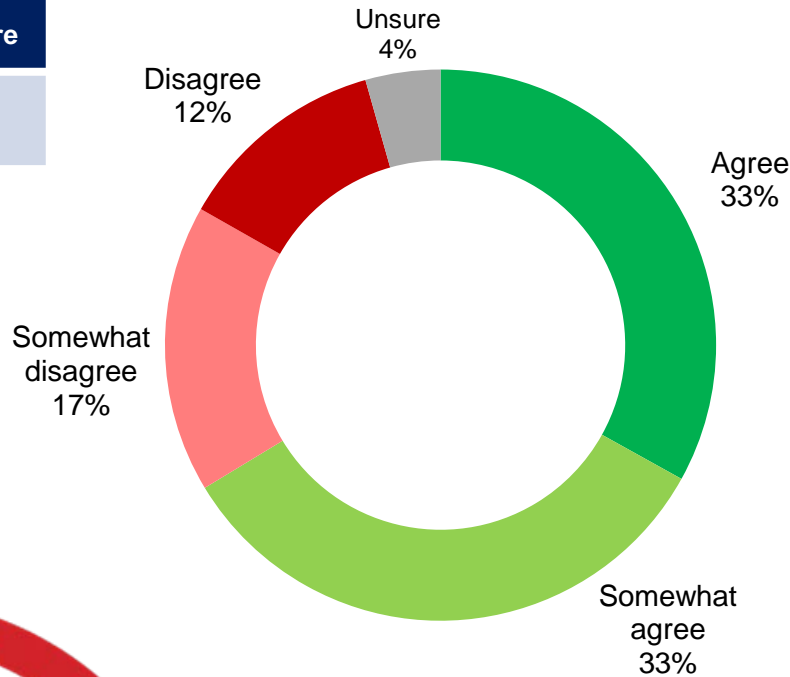
***Note: Charts may not add up to 100 due to rounding**

QUESTION – Do you agree, somewhat agree, somewhat disagree or disagree with the following:

At War with Terrorist Groups

Source: Globe and Mail/Nanos Research, RDD dual frame hybrid telephone and online random survey, January 24th to 26th, 2015, n=1000 Canadians, accurate 3.1 percentage points plus or minus, 19 times out of 20.

Net Score
+37.1



Subgroups	Agree / Somewhat agree
Atlantic (n=100)	23.5%
Quebec (n=250)	31.7%
Ontario (n=300)	33.3%
Prairies (n=200)	39.5%
British Columbia (n=150)	32.9%
Male (n=508)	36.0%
Female (n=492)	30.1%
18 to 29 (n=205)	25.6%
30 to 39 (n=169)	32.8%
40 to 49 (n=208)	35.3%
50 to 59 (n=178)	34.4%
60 plus (n=239)	36.9%

*Note: Charts may not add up to 100 due to rounding

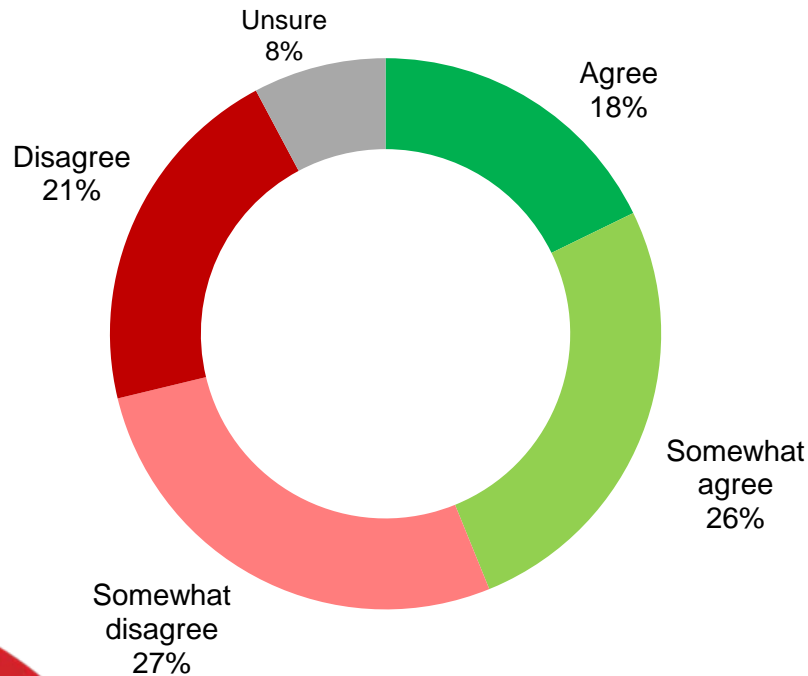
QUESTION – Do you agree, somewhat agree, somewhat disagree or disagree with the following:

Canada is currently at war with terrorist groups

Handling Homegrown Terrorism

Source: Globe and Mail/Nanos Research, RDD dual frame hybrid telephone and online random survey, January 24th to 26th, 2015, n=1000 Canadians, accurate 3.1 percentage points plus or minus, 19 times out of 20.

Net Score
-4.5



Subgroups	Agree / Somewhat agree
Atlantic (n=100)	16.1%
Quebec (n=250)	18.2%
Ontario (n=300)	19.5%
Prairies (n=200)	15.5%
British Columbia (n=150)	17.7%
Male (n=508)	21.9%
Female (n=492)	13.5%
18 to 29 (n=205)	17.9%
30 to 39 (n=169)	20.2%
40 to 49 (n=208)	13.4%
50 to 59 (n=178)	16.3%
60 plus (n=239)	20.8%

***Note: Charts may not add up to 100 due to rounding**

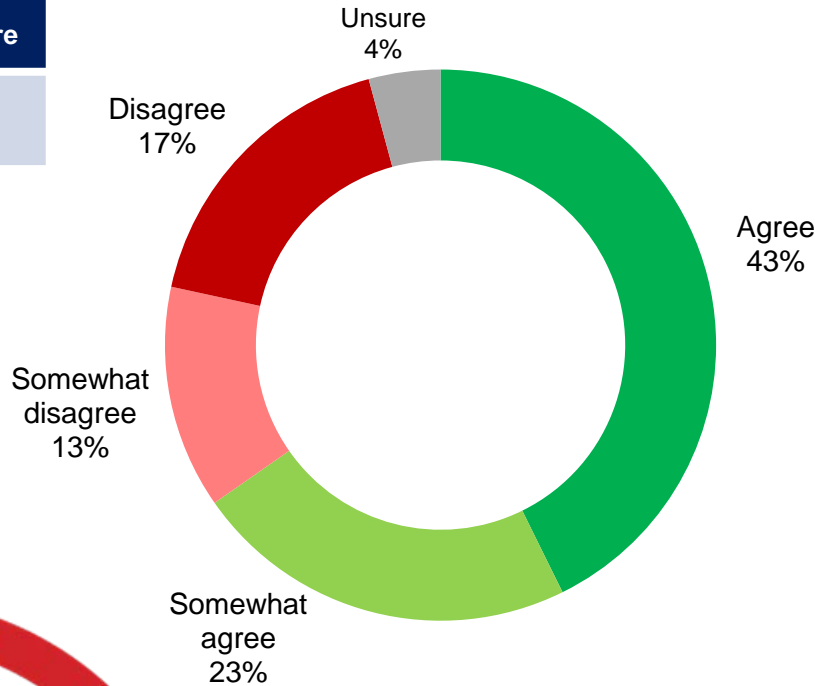
QUESTION – Do you agree, somewhat agree, somewhat disagree or disagree with the following:

The Canadian justice system is currently well equipped to handle homegrown terrorism

Governmental Power to Remove Websites

Source: Globe and Mail/Nanos Research, RDD dual frame hybrid telephone and online random survey, January 24th to 26th, 2015, n=1000 Canadians, accurate 3.1 percentage points plus or minus, 19 times out of 20.

Net Score
+34.8



Subgroups	Agree / Somewhat agree
Atlantic (n=100)	48.3%
Quebec (n=250)	40.6%
Ontario (n=300)	43.2%
Prairies (n=200)	48.2%
British Columbia (n=150)	34.2%
Male (n=508)	39.6%
Female (n=492)	45.9%
18 to 29 (n=205)	29.7%
30 to 39 (n=169)	42.6%
40 to 49 (n=208)	44.1%
50 to 59 (n=178)	45.6%
60 plus (n=239)	50.6%

***Note: Charts may not add up to 100 due to rounding**

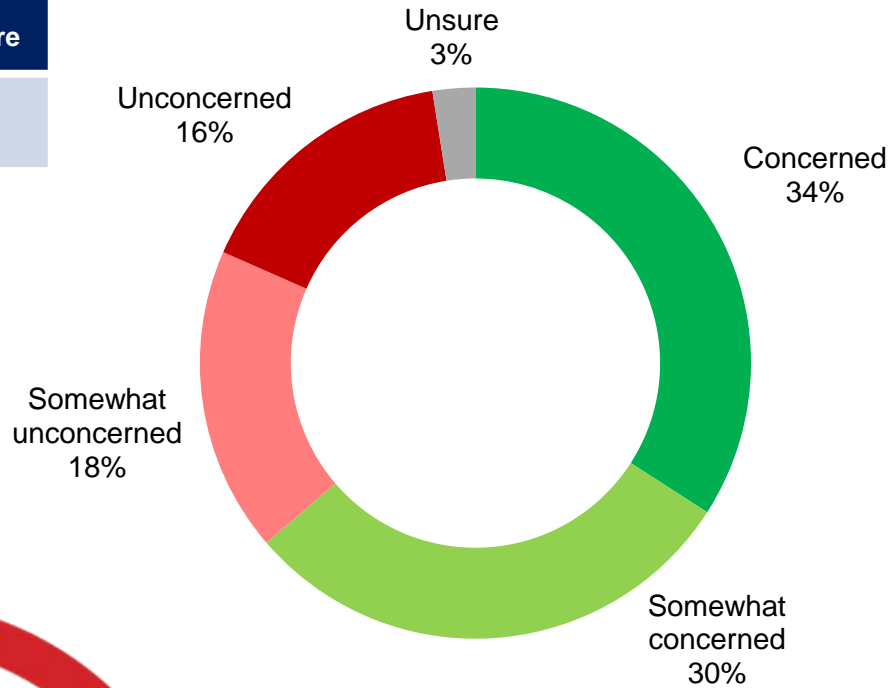
QUESTION – Do you agree, somewhat agree, somewhat disagree or disagree with the following:

The government should have the power to remove websites or posts on the Internet that it believes support the proliferation of terrorism in Canada

Concern for the Power Given to Canadian Security Agencies

Source: Globe and Mail/Nanos Research, RDD dual frame hybrid telephone and online random survey, January 24th to 26th, 2015, n=1000 Canadians, accurate 3.1 percentage points plus or minus, 19 times out of 20.

Net Score
+29.9



Subgroups	Concerned / Somewhat concerned
Atlantic (n=100)	30.7%
Quebec (n=250)	31.6%
Ontario (n=300)	37.7%
Prairies (n=200)	26.3%
British Columbia (n=150)	43.7%
Male (n=508)	41.5%
Female (n=492)	26.4%
18 to 29 (n=205)	36.9%
30 to 39 (n=169)	36.3%
40 to 49 (n=208)	28.2%
50 to 59 (n=178)	38.1%
60 plus (n=239)	32.4%

***Note: Charts may not add up to 100 due to rounding**

QUESTION – Are you concerned, somewhat concerned, somewhat unconcerned or unconcerned about the possibility that Canadian security agencies will be given too much power?



Methodology



Methodology

Nanos conducted an RDD dual frame (land- and cell-lines) hybrid telephone and online random survey of 1,000 Canadians between January 24th and 26th, 2015 as part of an omnibus survey. Participants were randomly recruited by telephone using live agents and administered a survey online. The sample included both land- and cell-lines across Canada. The results were statistically checked and weighted by age and gender using the latest Census information and the sample is geographically stratified to be representative of Canada.

Individuals randomly called using random digit dialling with a maximum of five call backs.

The margin of error for a random survey of 1,000 Canadians is ± 3.1 percentage points, 19 times out of 20.

The research was commissioned by the Globe & Mail.

Note: Charts may not add up to 100 due to rounding.



About Nanos

Nanos is one of North America's most trusted research and strategy organizations. Our team of professionals is regularly called upon by senior executives to deliver superior intelligence and market advantage whether it be helping to chart a path forward, managing a reputation or brand risk or understanding the trends that drive success. Services range from traditional telephone surveys, through to elite in-depth interviews, online research and focus groups. Nanos clients range from Fortune 500 companies through to leading advocacy groups interested in understanding and shaping the public landscape. Whether it is understanding your brand or reputation, customer needs and satisfaction, engaging employees or testing new ads or products, Nanos provides insight you can trust.



View our brochure

Nik Nanos FMRIA

Chairman, Nanos Research Group
Ottawa (613) 234-4666 ext. 237
Washington DC (202) 697-9924
nnanos@nanosresearch.com

Richard Jenkins

Vice President, Nanos Research
Ottawa (613) 234-4666 ext. 230
rjenkins@nanosresearch.com



Tabulations

THE GLOBE AND MAIL



 NANOS SURVEY



2015-527 - GLOBE & MAIL - STAT SHEET

		Question 1 - Would you say a terrorist attack in Canada is more likely, as likely or less likely compared to a year ago?				
		Total	More likely	As likely	Less likely	Unsure
		Responses	Percentage	Percentage	Percentage	Percentage
Region	Canada 2015-01	1000	46.2	45.8	5.3	2.8
	Atlantic Canada	100	46.7	42.3	7.8	3.3
	Quebec	250	41.6	52.1	5.0	1.3
	Ontario	300	49.0	42.8	6.2	2.0
	Prairies	200	50.2	40.9	4.3	4.6
	British Columbia	150	42.7	49.9	3.4	4.0
Gender	Male	508	46.4	46.1	4.7	2.8
	Female	492	46.0	45.4	5.9	2.8
Age	18 to 29	205	39.1	50.8	6.4	3.7
	30 to 39	169	43.1	49.7	6.4	.8
	40 to 49	208	43.4	49.7	3.7	3.2
	50 to 59	178	55.0	36.4	6.1	2.5
	60 plus	239	50.3	42.2	4.3	3.2

Nanos conducted a RDD dual frame (land- and cell-lines) hybrid telephone and online random survey of 1,000 Canadians between January 24th to 26th, 2015, as part of an omnibus survey. The sample included both land- and cell-lines across Canada. The margin of error for a random survey of 1,000 Canadians is ± 3.1 percentage points, 19 times out of 20.



2015-527 - GLOBE & MAIL - STAT SHEET

Do you agree, somewhat agree, somewhat disagree or disagree with the following:

		Question 2 - Canada is currently at war with terrorist groups.					
		Total	Agree	Somewhat agree	Somewhat disagree	Disagree	Unsure
		Responses	Percentage	Percentage	Percentage	Percentage	Percentage
Region	Canada 2015-01	1000	33.1	33.3	16.9	12.4	4.4
	Atlantic Canada	100	23.5	35.0	18.1	14.5	8.9
	Quebec	250	31.7	35.4	17.0	11.9	4.0
	Ontario	300	33.3	35.7	14.3	12.3	4.5
	Prairies	200	39.5	29.8	14.5	12.2	4.0
	British Columbia	150	32.9	28.3	24.2	12.5	2.2
Gender	Male	508	36.0	32.7	15.3	12.6	3.5
	Female	492	30.1	33.9	18.5	12.2	5.3
Age	18 to 29	205	25.6	32.2	13.9	19.7	8.6
	30 to 39	169	32.8	32.2	23.3	10.2	1.5
	40 to 49	208	35.3	33.5	18.4	10.5	2.3
	50 to 59	178	34.4	36.3	14.5	11.2	3.5
	60 plus	239	36.9	32.4	15.3	10.3	5.2

Nanos conducted a RDD dual frame (land- and cell-lines) hybrid telephone and online random survey of 1,000 Canadians between January 24th to 26th, 2015, as part of an omnibus survey. The sample included both land- and cell-lines across Canada. The margin of error for a random survey of 1,000 Canadians is ± 3.1 percentage points, 19 times out of 20.



2015-527 - GLOBE & MAIL - STAT SHEET

Do you agree, somewhat agree, somewhat disagree or disagree with the following:

		Question 3 - The Canadian justice system is currently well equipped to handle homegrown terrorism					
		Total	Agree	Somewhat agree	Somewhat disagree	Disagree	Unsure
		Responses	Percentage	Percentage	Percentage	Percentage	Percentage
Region	Canada 2015-01	1000	17.8	26.1	27.4	21.0	7.8
	Atlantic Canada	100	16.1	22.3	32.9	19.9	8.8
	Quebec	250	18.2	27.8	27.8	20.0	6.2
	Ontario	300	19.5	25.6	28.0	16.9	10.0
	Prairies	200	15.5	25.1	24.0	29.8	5.7
	British Columbia	150	17.7	28.3	26.3	19.6	8.0
Gender	Male	508	21.9	25.5	24.9	22.4	5.3
	Female	492	13.5	26.7	30.0	19.4	10.4
Age	18 to 29	205	17.9	33.2	22.7	15.2	11.0
	30 to 39	169	20.2	21.3	26.3	24.8	7.3
	40 to 49	208	13.4	23.5	34.1	21.1	7.9
	50 to 59	178	16.3	25.4	28.1	22.5	7.7
	60 plus	239	20.8	26.3	25.7	21.9	5.3

Nanos conducted a RDD dual frame (land- and cell-lines) hybrid telephone and online random survey of 1,000 Canadians between January 24th to 26th, 2015, as part of an omnibus survey. The sample included both land- and cell-lines across Canada. The margin of error for a random survey of 1,000 Canadians is ± 3.1 percentage points, 19 times out of 20.



2015-527 - GLOBE & MAIL - STAT SHEET

Do you agree, somewhat agree, somewhat disagree or disagree with the following:

		Question 4 - The government should have the power to remove websites or posts on the Internet that it believes support the proliferation of terrorism in Canada.					
		Total	Agree	Somewhat agree	Somewhat disagree	Disagree	Unsure
		Responses	Percentage	Percentage	Percentage	Percentage	Percentage
Region	Canada 2015-01	1000	42.7	22.6	13.1	17.4	4.2
	Atlantic Canada	100	48.3	23.1	13.9	10.7	4.0
	Quebec	250	40.6	23.4	15.2	17.0	3.9
	Ontario	300	43.2	22.8	12.4	17.4	4.2
	Prairies	200	48.2	21.9	10.5	16.9	2.5
	British Columbia	150	34.2	21.5	14.2	23.0	7.1
Gender	Male	508	39.6	19.4	14.6	22.2	4.2
	Female	492	45.9	25.9	11.6	12.4	4.2
Age	18 to 29	205	29.7	24.1	15.1	25.7	5.4
	30 to 39	169	42.6	18.9	15.6	18.0	4.8
	40 to 49	208	44.1	22.5	14.2	14.6	4.5
	50 to 59	178	45.6	22.4	14.3	15.3	2.4
	60 plus	239	50.6	24.1	7.8	13.6	3.8

Nanos conducted a RDD dual frame (land- and cell-lines) hybrid telephone and online random survey of 1,000 Canadians between January 24th to 26th, 2015, as part of an omnibus survey. The sample included both land- and cell-lines across Canada. The margin of error for a random survey of 1,000 Canadians is ± 3.1 percentage points, 19 times out of 20.



2015-527 - GLOBE & MAIL - STAT SHEET

		Question 5 – Are you concerned, somewhat concerned, somewhat unconcerned or unconcerned about the possibility that Canadian security agencies will be given too much power?					
		Total	Concerned	Somewhat concerned	Somewhat unconcerned	Unconcerned	Unsure
		Responses	Percentage	Percentage	Percentage	Percentage	Percentage
Region	Canada 2015-01	1000	34.1	29.6	17.9	15.9	2.5
	Atlantic Canada	100	30.7	25.8	27.0	14.1	2.4
	Quebec	250	31.6	27.2	20.9	17.7	2.6
	Ontario	300	37.7	29.6	16.2	13.9	2.7
	Prairies	200	26.3	32.1	17.9	21.8	1.9
	British Columbia	150	43.7	32.8	10.2	10.6	2.7
Gender	Male	508	41.5	26.1	14.0	17.0	1.3
	Female	492	26.4	33.2	21.9	14.8	3.7
Age	18 to 29	205	36.9	28.4	20.0	9.6	5.1
	30 to 39	169	36.3	26.7	14.6	20.8	1.5
	40 to 49	208	28.2	30.9	21.5	16.7	2.8
	50 to 59	178	38.1	29.3	13.8	16.7	2.2
	60 plus	239	32.4	31.7	18.3	16.7	.8

Nanos conducted a RDD dual frame (land- and cell-lines) hybrid telephone and online random survey of 1,000 Canadians between January 24th to 26th, 2015, as part of an omnibus survey. The sample included both land- and cell-lines across Canada. The margin of error for a random survey of 1,000 Canadians is ± 3.1 percentage points, 19 times out of 20.