


NEWS

 NANOS


*Canadians on Foreign Policy Issues
CTV News / Nanos Survey
November 2014 (Submission 2014-562)*

Jobs/Economy More Than Four Times More Important Than Foreign Policy in Influencing Voters

Opposition to Ground Troops and Support for Jet Deployment Stable

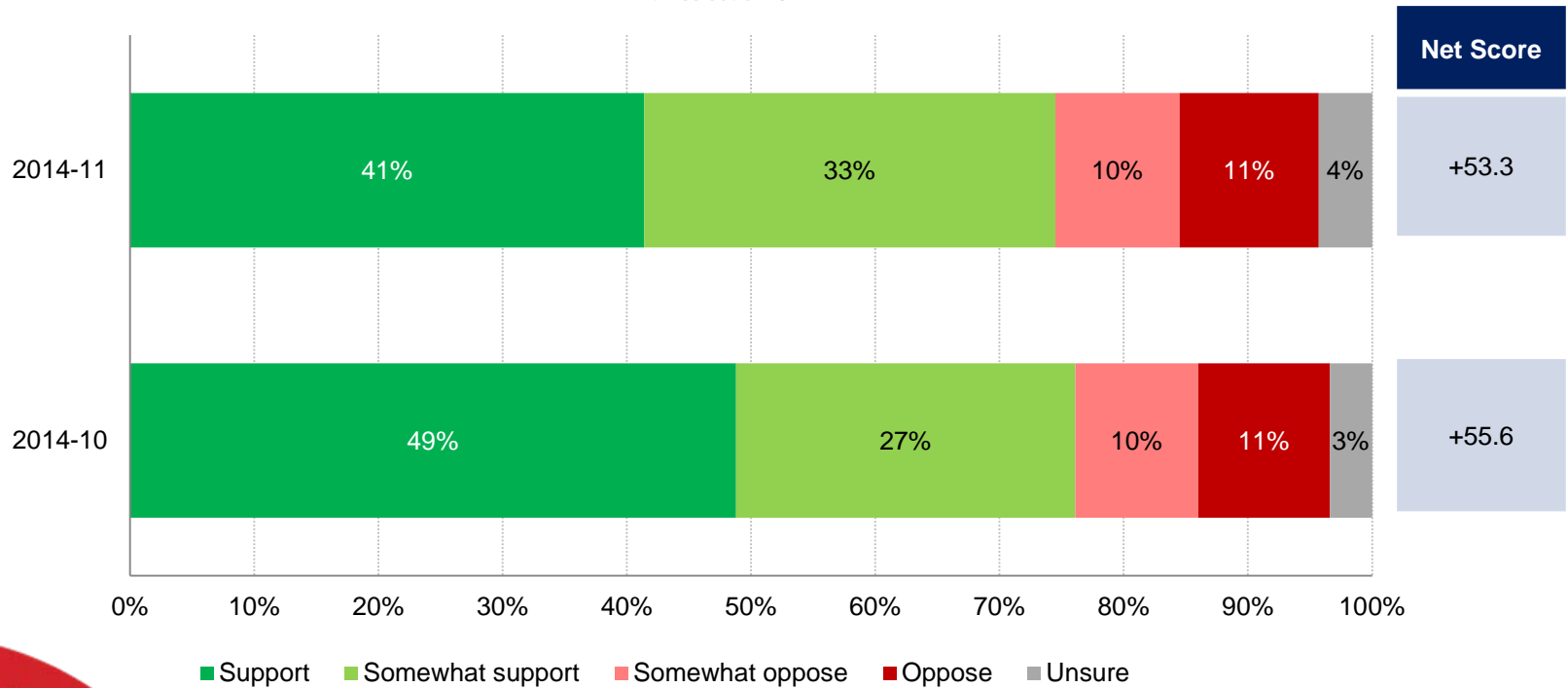
The latest CTV News / Nanos survey, which compares the opinions of Canadians before and after the October 22nd shooting in Ottawa, suggests Canadians continue to oppose deploying troops in Iraq and Syria to fight ISIS but largely support the deployment of fighter jets. Since they were first asked in October, prior to the shooting, Canadians have become less intense in their support for a non-combat role and for only humanitarian aid.

- six in ten Canadians, which is unchanged from October, oppose (41.2%) or somewhat oppose (16.0%) deploying Canadian troops in Iraq and Syria to fight ISIS;
- three of four Canadians support (41.4%) or somewhat support (33.1%) a non-combat role to support our allies in the region but the intensity of support has declined since October when 49% supported a non-combat role;
- two of three Canadians support (42.7%) or somewhat support (22.6%) the deployment of fighter jets to support the military mission, which is unchanged from October;
- six in ten Canadians support (32.3%) or somewhat support (26.6%) providing ONLY humanitarian aid with no combat role but the intensity of support for only humanitarian aid has declined from 37.7% last month; and,
- consistent with last month, 72.4% said they were more likely to be influenced in their vote by the Harper government's track record on jobs and the economy rather than foreign policy issues like the war on terrorism (16.1%).



Non-Combat Military Support

Source: Nanos Research, RDD dual frame hybrid telephone and online random survey, November 15th to November 18th, 2014, n=1000, accurate 3.1 percentage points plus or minus, 19 times out of 20.



***Note: Charts may not add up to 100 due to rounding**

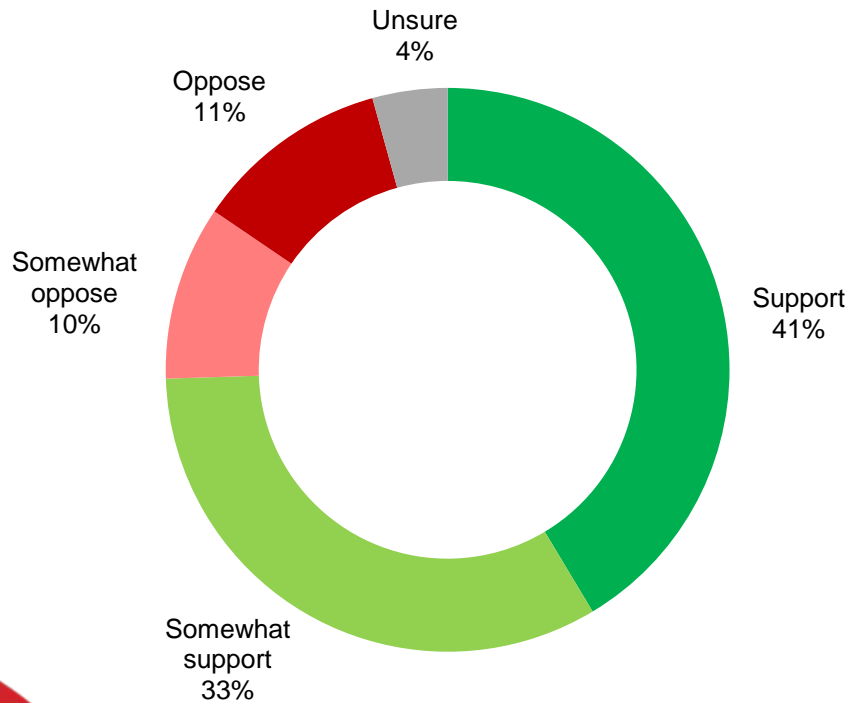
QUESTION – Do you support, somewhat support, somewhat oppose or oppose the following possible roles for Canada when it comes to the dealing with the ISIS situation in Iraq and Syria?

The deployment of non-combat military support to our allies in the region

Non-Combat Military Support

Source: Nanos Research, RDD dual frame hybrid telephone and online random survey, November 15th to November 18th, 2014, n=1000, accurate 3.1 percentage points plus or minus, 19 times out of 20.

Net score
+53.3



Subgroups	Support/ Somewhat support
Atlantic (n=100)	77.2%
Quebec (n=250)	73.1%
Ontario (n=300)	72.2%
Prairies (n=200)	81.5%
British Columbia (n=150)	70.3%
Male (n=500)	77.0%
Female (n=500)	72.1%
18 to 29 (n=206)	79.3%
30 to 39 (n=169)	71.6%
40 to 49 (n=208)	74.7%
50 to 59 (n=178)	71.6%
60 plus (n=239)	74.4%

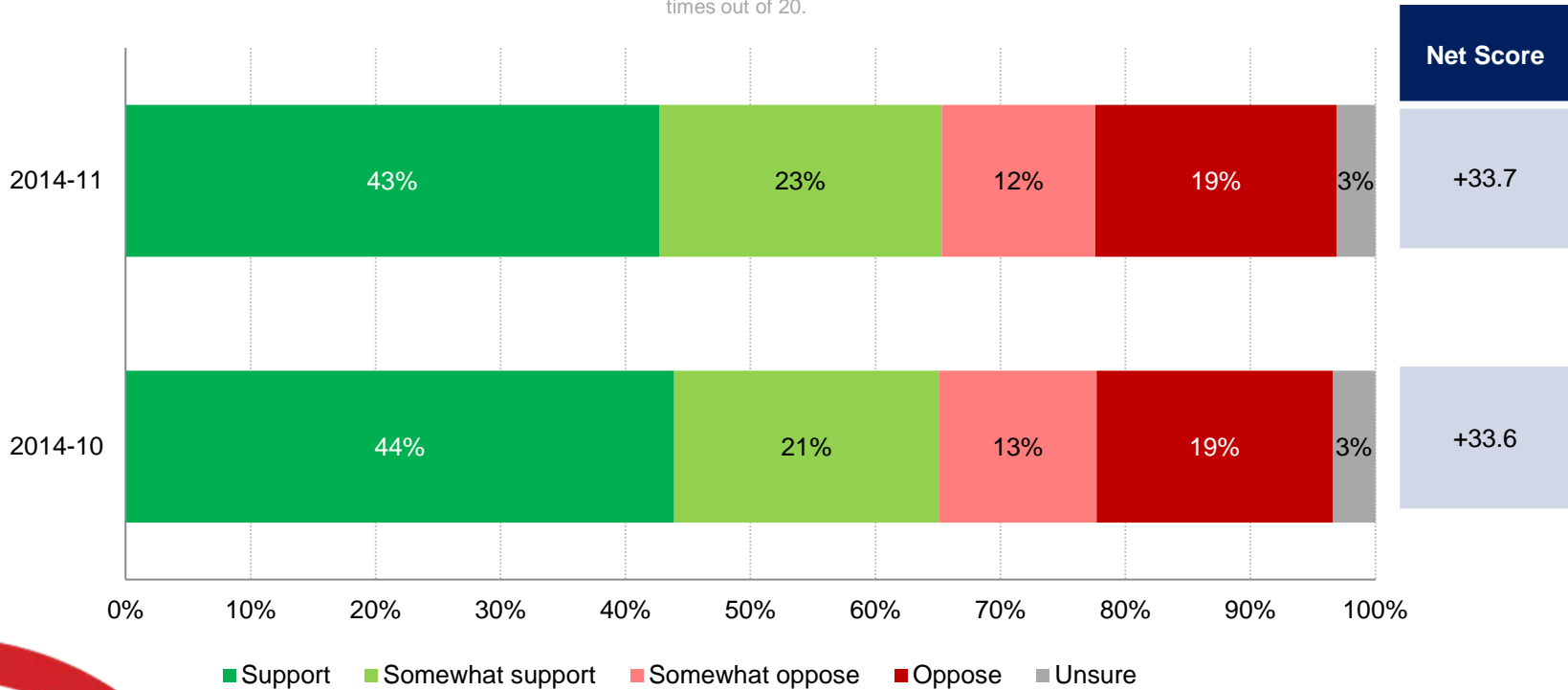
***Note: Charts may not add up to 100 due to rounding**

QUESTION – Do you support, somewhat support, somewhat oppose or oppose the following possible roles for Canada when it comes to the dealing with the ISIS situation in Iraq and Syria?

The deployment of non-combat military support to our allies in the region

Fighter Jets in International Missions

Source: Nanos Research, RDD dual frame hybrid telephone and online random survey, November 15th to November 18th, 2014, n=1000, accurate 3.1 percentage points plus or minus, 19 times out of 20.



***Note: Charts may not add up to 100 due to rounding**

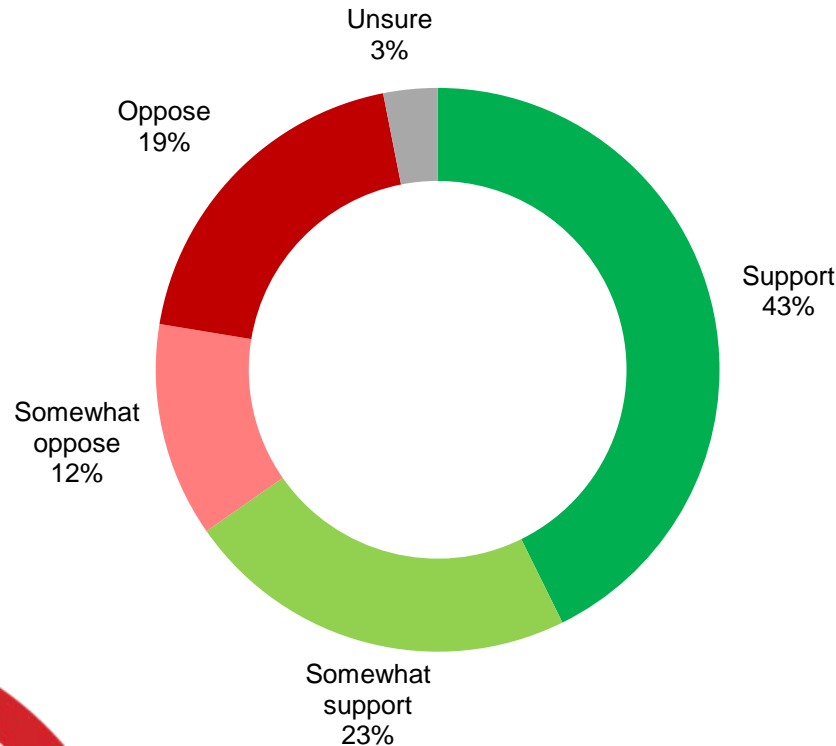
QUESTION – Do you support, somewhat support, somewhat oppose or oppose the following possible roles for Canada when it comes to the dealing with the ISIS situation in Iraq and Syria?

The deployment of Canadian fighter jets to support the international mission

Fighter Jets in International Missions

Source: Nanos Research, RDD dual frame hybrid telephone and online random survey, November 15th to November 18th, 2014, n=1000, accurate 3.1 percentage points plus or minus, 19 times out of 20.

Net score
+33.7



*Note: Charts may not add up to 100 due to rounding

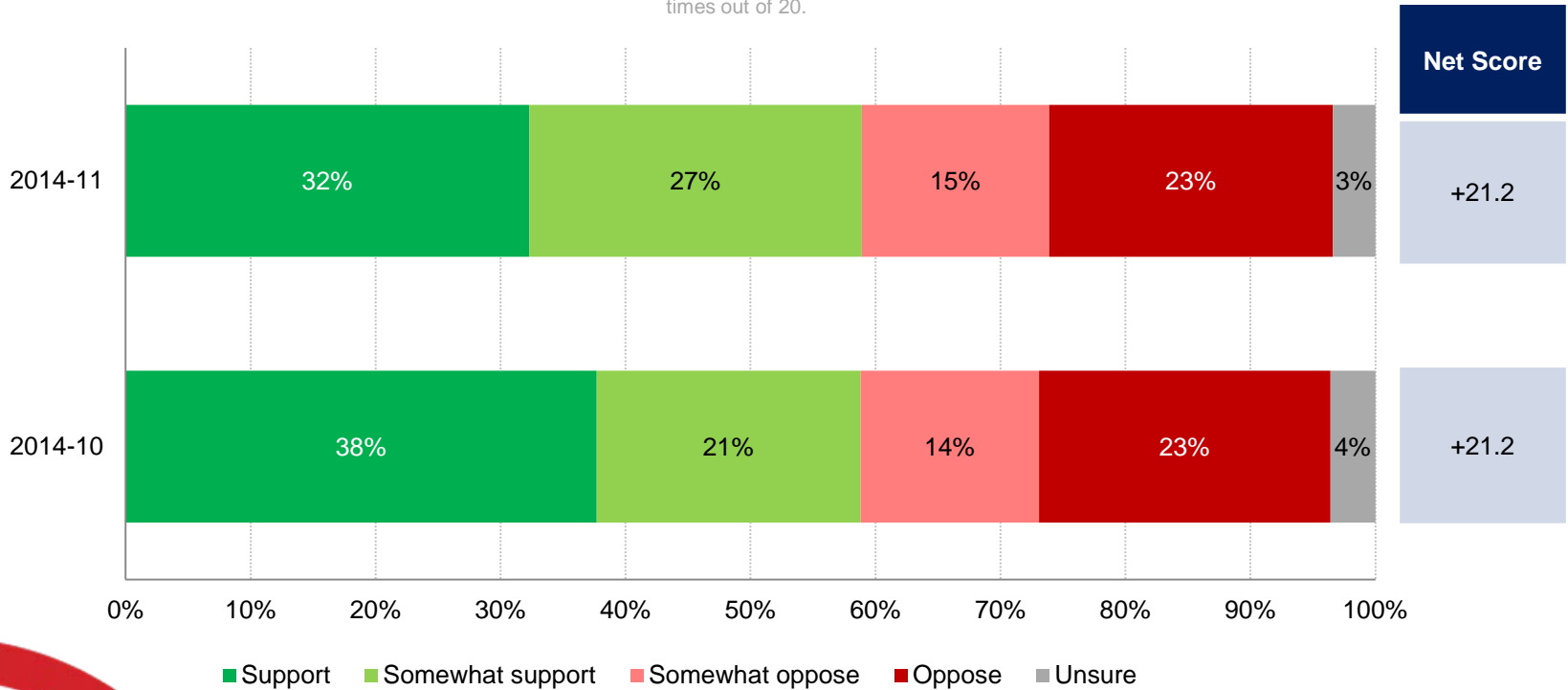
Subgroups	Support/ Somewhat support
Atlantic (n=100)	64.9%
Quebec (n=250)	63.5%
Ontario (n=300)	65.8%
Prairies (n=200)	72.1%
British Columbia (n=150)	58.8%
Male (n=500)	70.6%
Female (n=500)	60.1%
18 to 29 (n=206)	63.2%
30 to 39 (n=169)	66.1%
40 to 49 (n=208)	68.9%
50 to 59 (n=178)	60.6%
60 plus (n=239)	67.1%

QUESTION – Do you support, somewhat support, somewhat oppose or oppose the following possible roles for Canada when it comes to the dealing with the ISIS situation in Iraq and Syria?

The deployment of Canadian fighter jets to support the international mission

Humanitarian Support

Source: Nanos Research, RDD dual frame hybrid telephone and online random survey, November 15th to November 18th, 2014, n=1000, accurate 3.1 percentage points plus or minus, 19 times out of 20.



***Note: Charts may not add up to 100 due to rounding**

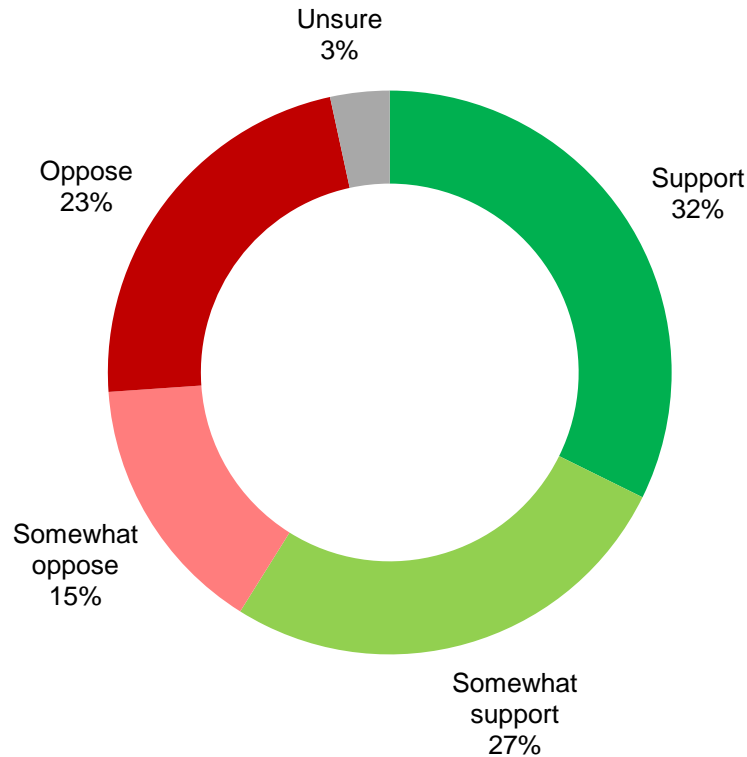
QUESTION – Do you support, somewhat support, somewhat oppose or oppose the following possible roles for Canada when it comes to the dealing with the ISIS situation in Iraq and Syria?

Providing only humanitarian support and offering no military involvement

Humanitarian Support

Source: Nanos Research, RDD dual frame hybrid telephone and online random survey, November 15th to November 18th, 2014, n=1000, accurate 3.1 percentage points plus or minus, 19 times out of 20.

Net score
+21.2



*Note: Charts may not add up to 100 due to rounding

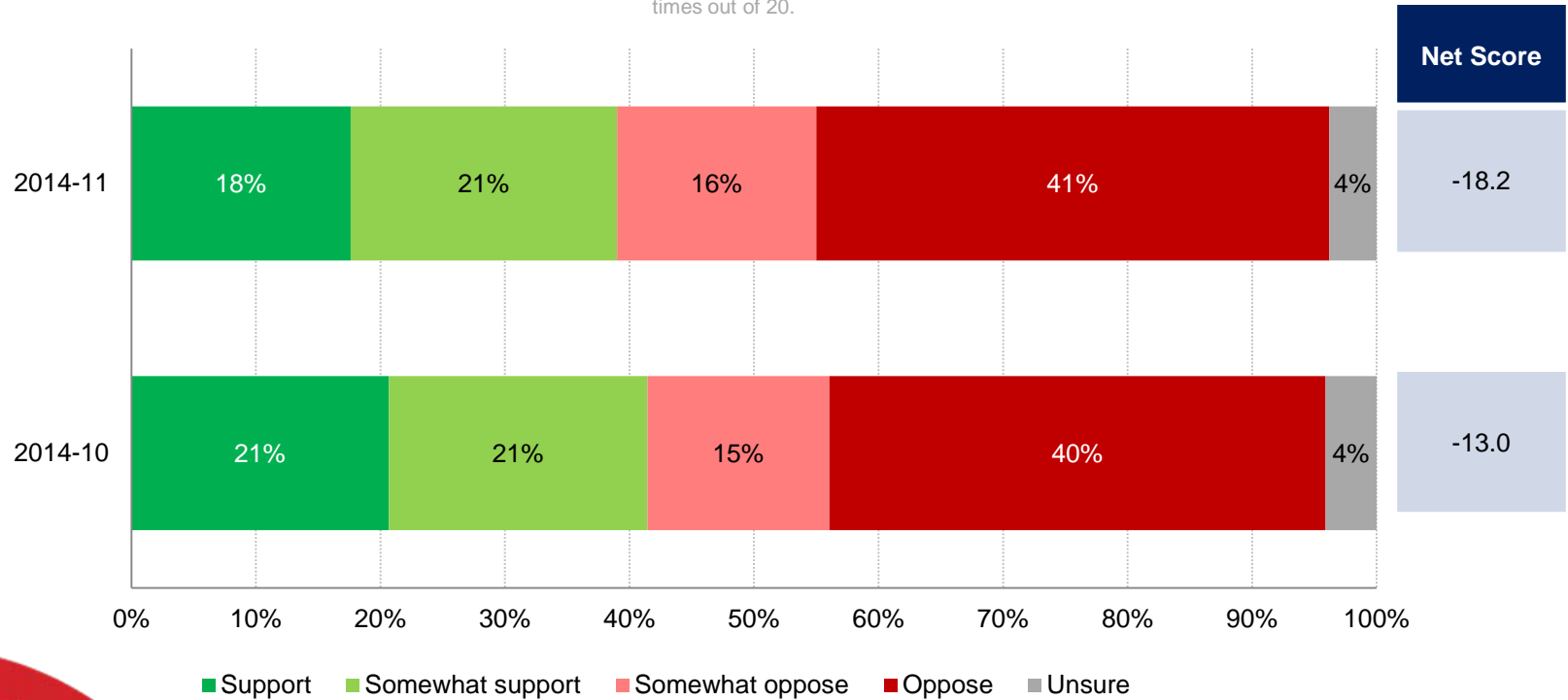
Subgroups	Support/ Somewhat support
Atlantic (n=100)	62.3%
Quebec (n=250)	58.1%
Ontario (n=300)	59.0%
Prairies (n=200)	55.6%
British Columbia (n=150)	62.3%
Male (n=500)	58.4%
Female (n=500)	59.5%
18 to 29 (n=206)	59.6%
30 to 39 (n=169)	61.5%
40 to 49 (n=208)	60.0%
50 to 59 (n=178)	58.9%
60 plus (n=239)	55.5%

QUESTION – Do you support, somewhat support, somewhat oppose or oppose the following possible roles for Canada when it comes to the dealing with the ISIS situation in Iraq and Syria?

Providing only humanitarian support and offering no military involvement

Deployment of Ground Troops

Source: Nanos Research, RDD dual frame hybrid telephone and online random survey, November 15th to November 18th, 2014, n=1000, accurate 3.1 percentage points plus or minus, 19 times out of 20.



***Note: Charts may not add up to 100 due to rounding**

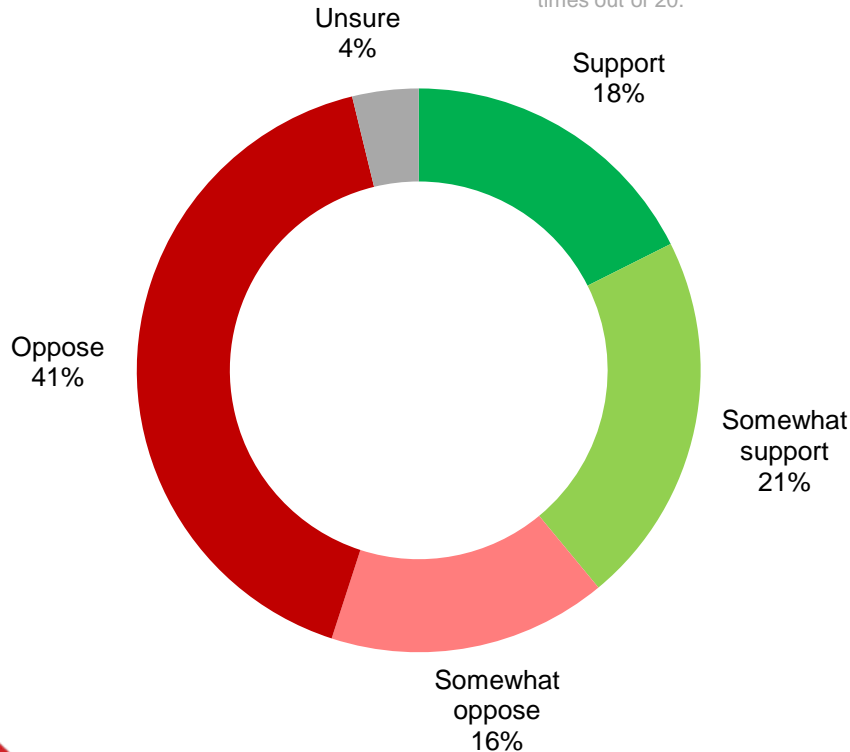
QUESTION – Do you support, somewhat support, somewhat oppose or oppose the following possible roles for Canada when it comes to the dealing with the ISIS situation in Iraq and Syria?

The deployment of Canadian troops on the ground in Iraq and Syria to fight ISIS

Deployment of Ground Troops

Source: Nanos Research, RDD dual frame hybrid telephone and online random survey, November 15th to November 18th, 2014, n=1000, accurate 3.1 percentage points plus or minus, 19 times out of 20.

Net score
-18.2



Subgroups	Support/ Somewhat support
Atlantic (n=100)	39.7%
Quebec (n=250)	34.8%
Ontario (n=300)	40.5%
Prairies (n=200)	41.6%
British Columbia (n=150)	38.9%
Male (n=500)	42.0%
Female (n=500)	36.0%
18 to 29 (n=206)	47.9%
30 to 39 (n=169)	36.7%
40 to 49 (n=208)	39.4%
50 to 59 (n=178)	35.6%
60 plus (n=239)	35.2%

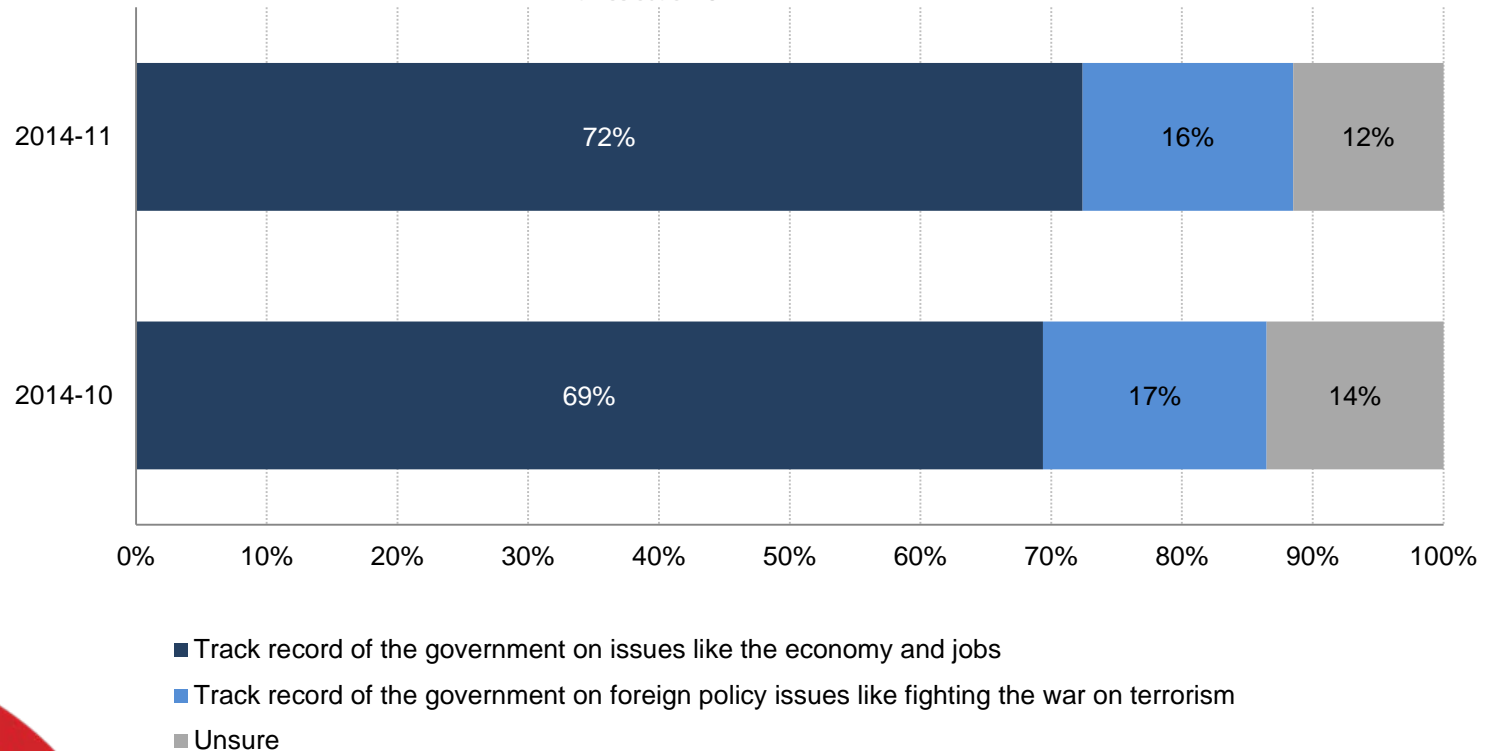
***Note: Charts may not add up to 100 due to rounding**

QUESTION – Do you support, somewhat support, somewhat oppose or oppose the following possible roles for Canada when it comes to the dealing with the ISIS situation in Iraq and Syria?

The deployment of Canadian troops on the ground in Iraq and Syria to fight ISIS

Influence on vote

Source: Nanos Research, RDD dual frame hybrid telephone and online random survey, November 15th to November 18th, 2014, n=1000, accurate 3.1 percentage points plus or minus, 19 times out of 20.

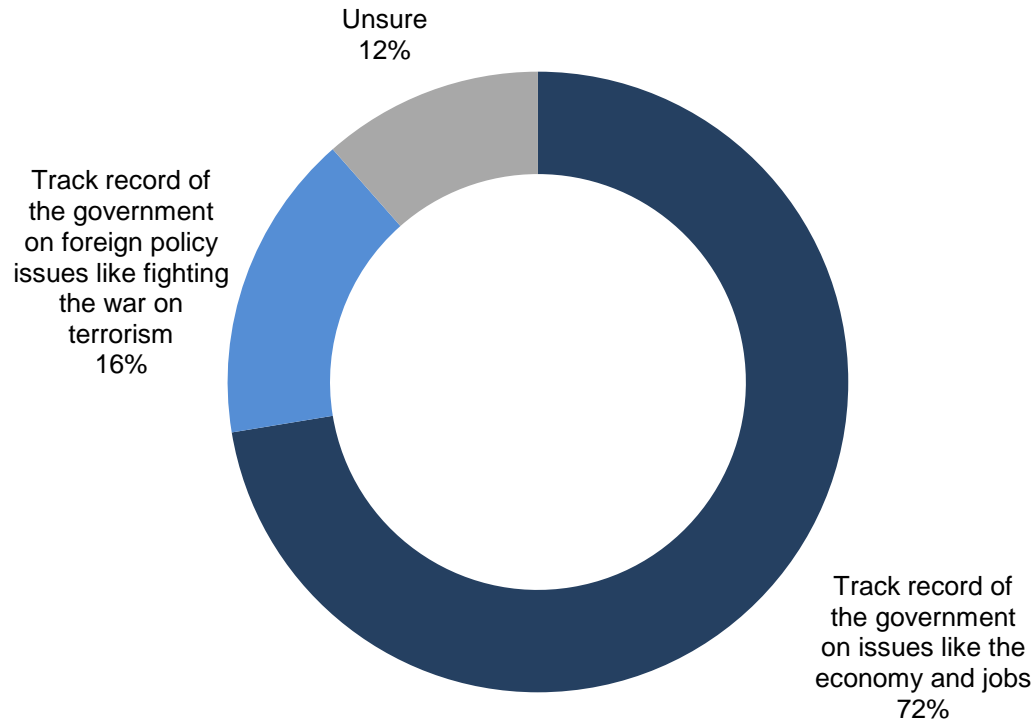


***Note: Charts may not add up to 100 due to rounding**

QUESTION – If a federal election were held today, which of the following would be more important in influencing your vote [ROTATE] the track record of the government on issues like the economy and jobs or the track record of the government on foreign policy issues like fighting the war on terrorism?


Influence on Vote

Source: Nanos Research, RDD dual frame hybrid telephone and online random survey, November 15th to November 18th, 2014, n=1000, accurate 3.1 percentage points plus or minus, 19 times out of 20.



***Note: Charts may not add up to 100 due to rounding**

QUESTION – If a federal election were held today, which of the following would be more important in influencing your vote [ROTATE] the track record of the government on issues like the economy and jobs or the track record of the government on foreign policy issues like fighting the war on terrorism?



Methodology

Methodology

Readers should note that the first wave of research was conducted prior to the October 22nd shooting in Ottawa with the second wave completed after the shooting.

Nanos conducted an RDD dual frame (land- and cell-lines) hybrid telephone and online random survey of 1,000 Canadians between November 15th and 18th, 2014 as part of a Canadian omnibus survey. Participants were randomly recruited by telephone using live agents and administered a survey online. The sample included both land- and cell-lines across Canada. The results were statistically checked and weighted by age and gender using the latest Census information and the sample is geographically stratified to be representative of Canada.

Individuals randomly called using random digit dialling with a maximum of five call backs.

The margin of error for a random survey of 1,000 Canadians is ± 3.1 percentage points, 19 times out of 20.

The data presented in this research is part of a joint project by CTV News and Nanos Research.

Note: Charts may not add up to 100 due to rounding.

The previous wave of research was conducted by means of an RDD dual frame (land- and cell-lines) hybrid telephone and online random survey of 1,000 Canadians between October 18th and 21st, 2014 as part of a Canadian omnibus survey. Participants were randomly recruited by telephone using live agents and administered a survey online. The sample included both land- and cell-lines across Canada. The results were statistically checked and weighted by age and gender using the latest Census information and the sample is geographically stratified to be representative of Canada.

About Nanos

Nanos is one of North America's most trusted research and strategy organizations. Our team of professionals is regularly called upon by senior executives to deliver superior intelligence and market advantage whether it be helping to chart a path forward, managing a reputation or brand risk or understanding the trends that drive success. Services range from traditional telephone surveys, through to elite in-depth interviews, online research and focus groups. Nanos clients range from Fortune 500 companies through to leading advocacy groups interested in understanding and shaping the public landscape. Whether it is understanding your brand or reputation, customer needs and satisfaction, engaging employees or testing new ads or products, Nanos provides insight you can trust.



[View our brochure](#)

Nik Nanos FMRIA

Chairman, Nanos Research Group

Ottawa (613) 234-4666 ext. 237

Washington DC (202) 697-9924

nnanos@nanosresearch.com





Tabulations

Confidential



2014-562 - CTV NEWS/NANOS - STAT SHEET

**Do you support, somewhat support, somewhat oppose or oppose the following possible roles for Canada when it comes to the dealing with the ISIS situation in Iraq and Syria?
[RANDOMIZE]**

		Question 1 - The deployment of Canadian fighter jets to support the international mission					
		Total	Support	Somewhat support	Somewhat oppose	Oppose	Unsure
		Responses	Percentage	Percentage	Percentage	Percentage	Percentage
Region	Canada 2014-11	1000	42.7	22.6	12.3	19.3	3.1
	Atlantic Canada	100	45.2	19.7	10.5	22.1	2.5
	Quebec	250	39.2	24.3	14.0	18.4	4.1
	Ontario	300	41.4	24.4	13.3	17.9	3.0
	Prairies	200	53.3	18.8	9.2	16.4	2.3
	British Columbia	150	35.2	23.6	12.8	25.6	2.8
Gender	Male	500	48.7	21.9	10.5	16.8	2.1
	Female	500	36.7	23.4	14.1	21.8	4.1
Age	18 to 29	206	39.3	23.9	17.8	17.2	1.7
	30 to 39	169	43.5	22.6	8.5	21.3	4.2
	40 to 49	208	46.9	22.0	10.9	17.6	2.7
	50 to 59	178	39.6	21.0	12.9	22.2	4.3
	60 plus	239	43.7	23.4	11.1	19.1	2.7

Nanos conducted a RDD dual frame (land- and cell-lines) hybrid telephone and online random survey of 1,000 Canadians between November 15th and 18th, 2014. The sample included both land- and cell-lines across Canada. The margin of error for a random survey of 1,000 Canadians is ± 3.1 percentage points, 19 times out of 20.



2014-562 - CTV NEWS/NANOS - STAT SHEET

Do you support, somewhat support, somewhat oppose or oppose the following possible roles for Canada when it comes to the dealing with the ISIS situation in Iraq and Syria?
[RANDOMIZE]

		Question 2 - The deployment of non-combat military support to our allies in the region					
		Total	Support	Somewhat support	Somewhat oppose	Oppose	Unsure
		Responses	Percentage	Percentage	Percentage	Percentage	Percentage
Region	Canada 2014-11	1000	41.4	33.1	10.0	11.2	4.3
	Atlantic Canada	100	50.9	26.3	10.0	9.7	3.1
	Quebec	250	38.2	34.9	10.3	11.4	5.3
	Ontario	300	39.5	32.7	11.1	12.7	4.0
	Prairies	200	43.7	37.8	7.5	8.7	2.3
	British Columbia	150	41.3	29.0	10.7	12.1	6.8
Gender	Male	500	43.1	33.9	9.3	10.7	3.1
	Female	500	39.8	32.3	10.7	11.7	5.5
Age	18 to 29	206	45.0	34.3	11.0	7.9	1.7
	30 to 39	169	41.1	30.5	11.0	9.2	8.1
	40 to 49	208	41.2	33.5	9.2	12.1	4.1
	50 to 59	178	37.8	33.8	11.9	12.8	3.7
	60 plus	239	41.5	32.9	7.7	13.4	4.5

Nanos conducted a RDD dual frame (land- and cell-lines) hybrid telephone and online random survey of 1,000 Canadians between November 15th and 18th, 2014. The sample included both land- and cell-lines across Canada. The margin of error for a random survey of 1,000 Canadians is ± 3.1 percentage points, 19 times out of 20.



2014-562 - CTV NEWS/NANOS - STAT SHEET

**Do you support, somewhat support, somewhat oppose or oppose the following possible roles for Canada when it comes to the dealing with the ISIS situation in Iraq and Syria?
[RANDOMIZE]**

		Question 3 - The deployment of Canadian troops on the ground in Iraq and Syria to fight ISIS					
		Total	Support	Somewhat support	Somewhat oppose	Oppose	Unsure
		Responses	Percentage	Percentage	Percentage	Percentage	Percentage
Region	Canada 2014-11	1000	17.6	21.4	16.0	41.2	3.8
	Atlantic Canada	100	19.6	20.1	13.4	43.3	3.6
	Quebec	250	15.6	19.2	20.1	41.6	3.6
	Ontario	300	18.2	22.3	14.0	41.1	4.3
	Prairies	200	19.3	22.3	16.8	37.4	4.2
	British Columbia	150	15.9	23.0	13.8	44.6	2.6
Gender	Male	500	18.3	23.7	15.4	40.6	2.0
	Female	500	16.8	19.2	16.7	41.8	5.6
Age	18 to 29	206	19.0	28.9	14.4	36.0	1.8
	30 to 39	169	19.1	17.6	18.7	38.0	6.6
	40 to 49	208	22.4	17.0	16.7	40.5	3.4
	50 to 59	178	15.2	20.4	15.9	44.2	4.3
	60 plus	239	12.9	22.3	14.9	46.4	3.5

Nanos conducted a RDD dual frame (land- and cell-lines) hybrid telephone and online random survey of 1,000 Canadians between November 15th and 18th, 2014. The sample included both land- and cell-lines across Canada. The margin of error for a random survey of 1,000 Canadians is ± 3.1 percentage points, 19 times out of 20.



2014-562 - CTV NEWS/NANOS - STAT SHEET

Do you support, somewhat support, somewhat oppose or oppose the following possible roles for Canada when it comes to the dealing with the ISIS situation in Iraq and Syria?
[RANDOMIZE]

		Question 4 - Providing only humanitarian support and offering no military involvement					
		Total	Support	Somewhat support	Somewhat oppose	Oppose	Unsure
		Responses	Percentage	Percentage	Percentage	Percentage	Percentage
Region	Canada 2014-11	1000	32.3	26.6	15.0	22.7	3.4
	Atlantic Canada	100	30.5	31.8	19.0	14.3	4.4
	Quebec	250	32.7	25.4	15.0	24.3	2.6
	Ontario	300	30.0	29.0	15.5	22.2	3.4
	Prairies	200	30.1	25.5	14.3	28.4	1.7
	British Columbia	150	40.3	22.0	12.6	18.8	6.3
Gender	Male	500	30.7	27.7	13.9	25.8	2.0
	Female	500	33.9	25.6	16.2	19.5	4.8
Age	18 to 29	206	31.7	27.9	20.8	17.9	1.7
	30 to 39	169	34.9	26.6	11.9	22.7	3.9
	40 to 49	208	35.0	25.0	11.2	25.3	3.4
	50 to 59	178	30.9	28.0	12.0	23.8	5.4
	60 plus	239	29.5	26.0	17.9	23.5	3.0

Nanos conducted a RDD dual frame (land- and cell-lines) hybrid telephone and online random survey of 1,000 Canadians between November 15th and 18th, 2014. The sample included both land- and cell-lines across Canada. The margin of error for a random survey of 1,000 Canadians is ± 3.1 percentage points, 19 times out of 20.



2014-562 - CTV NEWS/NANOS - STAT SHEET

		Question 5 - If a federal election were held today, which of the following would be more important in influencing your vote?			
		Total	The track record of the government on issues like the economy and jobs	The track record of the government on foreign policy issues like fighting the war on terrorism	Unsure
		Responses	Percentage	Percentage	Percentage
Region	Canada 2014-11	1000	72.4	16.1	11.5
	Atlantic Canada	100	74.0	22.3	3.7
	Quebec	250	70.5	17.7	11.8
	Ontario	300	77.9	8.9	13.1
	Prairies	200	67.0	20.6	12.4
	British Columbia	150	71.0	17.2	11.8
Gender	Male	500	75.7	14.5	9.8
	Female	500	69.2	17.6	13.2
Age	18 to 29	206	69.3	16.0	14.7
	30 to 39	169	71.7	20.7	7.6
	40 to 49	208	75.0	13.3	11.7
	50 to 59	178	69.8	17.3	12.9
	60 plus	239	75.5	14.3	10.3

Nanos conducted a RDD dual frame (land- and cell-lines) hybrid telephone and online random survey of 1,000 Canadians between November 15th and 18th, 2014. The sample included both land- and cell-lines across Canada. The margin of error for a random survey of 1,000 Canadians is ± 3.1 percentage points, 19 times out of 20.